



Suicide Bombers

Christopher S. Martin
Long Beach Police Department



TSA 15-00014 - 003354

The Objectives:

- ⇒ Advise of Terrorist Capabilities with regard to Suicide bombing Tactics
- ⇒ Provide the basic background, tactics, and characteristics of Suicide Bombers



Objectives, Continued:



- ⇒ And, to provide a discussion of and food for thought to consider when dealing with potential Homicide Bombers

History: Biblical Times

⇒ The first known written references to suicide attacks are outlined in the Bible:

- Deut: 1:44 “When they (the Amorites) attack, they would die as Bees would” (when speaking of the fight between the Amorites and the Jews)
- Judges 16:28-30 “Let me with one blow get revenge on the Philistines. Then Samson reached up and pushed with all his might pushed on the central pillars of the temple. Thus he killed many more when he died than when he lived.”

History: Middle Ages to 1900's

- During the Crusades, The Knights of Templar sacrificed one of their own ships killing 144 Christians in an attempt to kill 10 times as many Muslims
- Czar Alexander II was mortally wounded by a Suicide Bomber in 1881 in the central streets of St. Petersburg

World War II

- ➔ Japanese were taught to die for the Emperor rather than be taken prisoner
- ➔ The kamikaze: “Devine Wind” reference to the typhoon that destroyed Ganges Kahn during his attack of the Japanese mainland in 1281



Present Day



- ⇒ The first modern suicide bombing took place in 1981. This tactic was perfected by the factions in the Lebanese Civil war and the Tamil Tigers of Sri Lanka

April 18, 1983

- ➔ On April 18, 1983 The United States Embassy in Beirut, Lebanon was attacked by a LVIED Suicide Bomber. The attack killed 63 people and wounded many more. In addition, the entire front of the seven-story building was destroyed

The U.S. Embassy Beirut Lebanon, 1983





October 23, 1983

On this date, the Marine barracks at the Beirut International Airport was attacked by a suicide bomber killing 241 Americans. A previously unknown group, later identified as Hezbollah, claimed responsibility.

The Marine Barracks



Then...There Was 9-11-2001

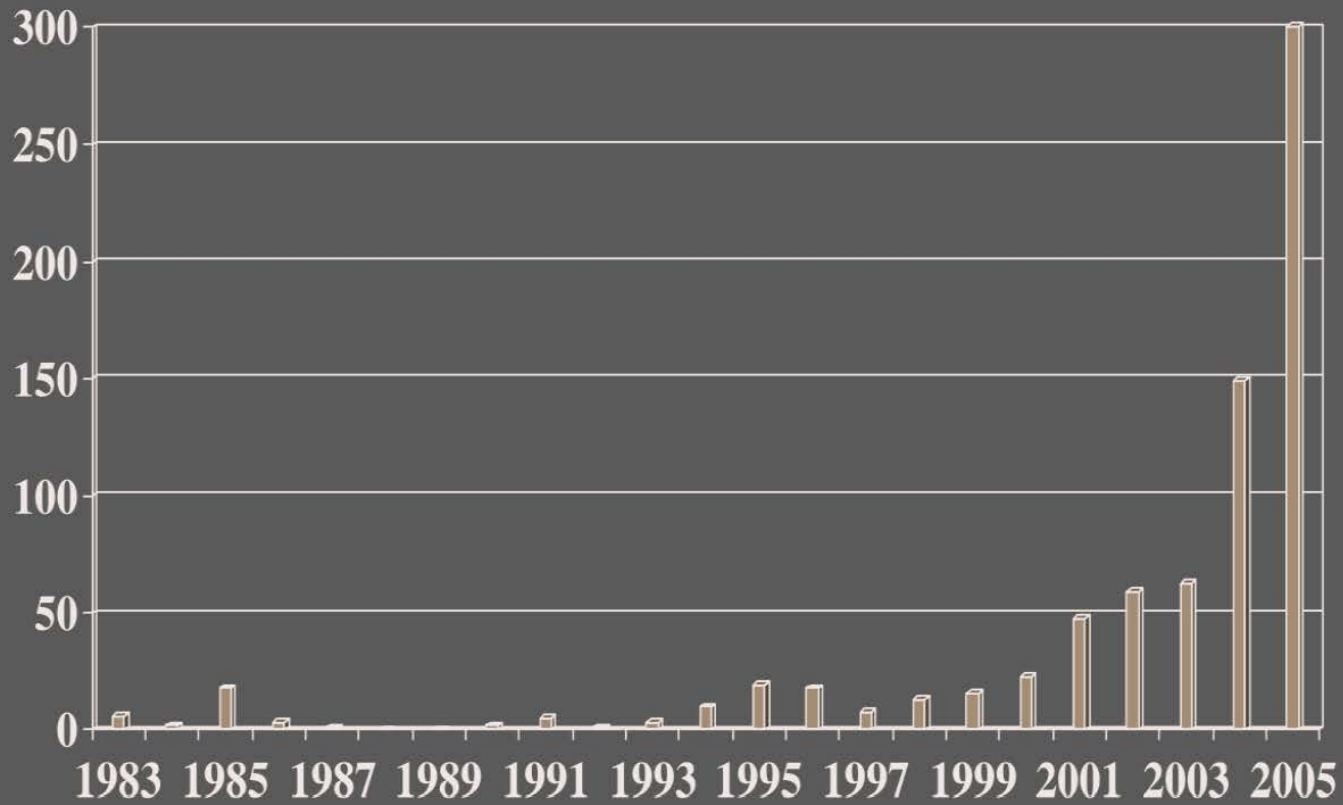


To Date The Following Groups Have Utilized Suicide Bombers:

- ⇒ Tamil Tigers
- ⇒ Hizbollah
- ⇒ Hamas
- ⇒ Kurdistan Workers Party (PKK)
- ⇒ Palestinian Islamic Jihad
- ⇒ Al Qaeda
- ⇒ Al Dawa
- ⇒ Egyptian Islamic Jihad
- ⇒ Al-Gama'a al-Islamiyya (Egypt)
- ⇒ PFLP
- ⇒ Al-Aqasa Martyrs Brigade
- ⇒ Chechen Rebels
- ⇒ Jamaah Islamiyah
- ⇒ Abu Sayyaf
- ⇒ Iraqi Al-Qaeda
- ⇒ The Taliban

Numbers of Suicide Bombings World Wide

(Source Newsday 7-17-05) 1983 through 2005



Why Use A Suicide Attack

- ➔ Suicide Attacks Are:
 - Very Effective
 - Remarkably Efficient
 - Usually Cheap (A Palestinian Suicide Attack costs about \$150.00 U.S.)
 - Relatively Easy To Execute

- ➔ Suicide Attacks Are Guaranteed To Attract Media Attention

- ➔ If Conducted correctly, it eliminates the possibility of capture and tactical information being released during interrogation



What Motivates A Suicide Bomber

- ⇒ Ideology
- ⇒ Religion
- ⇒ Revenge
- ⇒ Personal Reasons
- ⇒ Financial Issues
- ⇒ Sexual Gratification

The "Martyr" Believes The Following:

- ➔ He Does Not Feel the Pain Of His Injury
- ➔ He Will Be Absolved Of All Bad Deeds
- ➔ He Will Be Given Sight Of His Seat In Paradise
- ➔ He Will Marry 72 Beautiful Black –Eyed Virgins
- ➔ He Will Be An Advocate For 70 Of His Relatives To Reach Paradise
- ➔ He Will Be Free Of Fear On The Day Of Judgment
And Finally,
- ➔ He Will Earn The Crown Of Glory, Whose Precious Stone Is Better Than All This World And Everything In It



The Militant Version Of The Koran

“And don’t think that those who are killed in the battle for God, are dead. Surely, they are alive and are looked after by God. Life on Earth is the lower one but the after life is the higher and the true”

However

- ➔ Suicide is expressly prohibited by the Koran:
“And...Don’t kill yourselves
...Verily, God is
compassionate onto you”

Sura 4, Verse 33



InHonor.net

Shaheeds

Suicide Bombers in Training

- ➔ Arabic term for “Holy Martyrs” as applied to suicide bombers by Palestinians
- ➔ Initial payments to families of bombers could reach \$20,000 with an additional several hundred per month following



Profile Pre-Test

1. In 1968, Bobby Kennedy was shot by:
 - A. Superman
 - B. Jay Leno
 - C. Harry Potter
 - D. Male Muslim extremist between the ages of 17 and 40

2. In 1972, Israeli athletes were kidnapped and killed by:
 1. Olga Corbett
 2. Sitting Bull
 3. Arnold Schwarzenegger
 4. Male Muslim extremists between the ages of 17 and 40

Continued

3. In 1979, the US Embassy in Iran was taken over by:
 - A. Lost Norwegians
 - B. Elvis Presley
 - C. A tour bus full of 80-year old women
 - D. Male Muslim extremists between the ages of 17 and 40

4. In the 1980's, Americans were kidnapped in Lebanon by:
 - A. John Dillinger
 - B. The King of Sweden
 - C. The Boy Scouts of Canada
 - D. Male Muslim extremist between the ages of 17 and 40

Continued Further

5. In 1985, the cruise ship Achille Lauro was hijacked and a 70-year old passenger was murdered and thrown overboard in his wheelchair by:
 - A. The Smurfs
 - B. Davy Jones
 - C. The Little Mermaid
 - D. Male Muslim extremists between the ages of 17 and 40

6. Also in 1985, TWA Flight 847 was hijacked in Athens, and a Navy diver trying to rescue passengers was murdered by:
 - A. Captain Kidd
 - B. Charles Lindbergh
 - C. Mother Theresa
 - D. Male Muslim extremists between the ages of 17 and 40


Still Continued

7. In 1993 the World Trade Center was bombed the first time by:
 - A. Richard Simmons
 - B. Grandma Moses
 - C. Michael Jordan
 - D. Male Muslim extremists mostly between the ages of 17 and 40
8. In 1998, the Embassies in Kenya and Tanzania were bombed by:
 - A. Mr. Rogers
 - B. Hilary Clinton
 - C. The World Wrestling Federation
 - D. Male Muslim extremists mostly between the ages of 17 and 40

And Finally

9. The WTC was attacked killing over 3000 innocent people by:
 - A. Bugs Bunny, Daffy Duck, Elmer Fudd and Wiley E. Coyote-Super Genius
 - B. The Supreme Court of Florida
 - C. Mr. Bean and the Vicar of Dibley
 - D. Male Muslim extremists mostly between the ages of 17 and 40

10. The United States fought a war in Afghanistan with:
 - A. Enron
 - B. Captain Kangaroo
 - C. The NFL
 - D. Male Muslim extremists mostly between the ages of 17 and 40



As a Result of our perceptions,
What assumptions can we make
based upon the history
previously illustrated items on
potential Suicide Attackers?

Profile Analysis

- ➔ While most suicide bombings have been initiated by Male Muslim extremists between the ages of 17 and 40, there is no reliable predictable profile.
- ➔ Palestinian, Sri Lankan, and Chechen terrorist organizations have utilized FEMALE suicide bombers

Who is the Suicide Bomber?



Hamas' first female suicide bomber Reem Raiyshi

Women make good Suicide Bombers because they:

- ⇒ Ordinarily raise less suspicion than men
- ⇒ Are not always checked thoroughly at check points
- ⇒ Can employ a pregnancy prosthetic or utilize a baby stroller or even a baby itself

Pregnancy Prosthetic



Indoctrination



- ⇒ Indoctrination begins at birth
- ⇒ It continues throughout their schooling
- ⇒ And, is reinforced through the daily prayer in the mosques and on TV and in radio broadcasts




Terrorist Youth



Youth Training Camp



15 Years Old



- ➔ This challenged 15 year old Palestinian boy was made to remove his sweater and expose the explosives in his vest
- ➔ He was used by a Palestinian terror organization to penetrate the Israeli checkpoint then detonate his ordinance

Another 15 year old


- ➔ A 15 year old boy blew himself up at the university in Ramadi, Iraq
- ➔ He was wearing a device around his waist thus using his pelvis as shrapnel




Types of Suicide Devices

- ⇒ Package Bombs
- ⇒ Pedestrian Borne Bombs
- ⇒ Vehicle Borne Improvised Explosive Devices (VBIED's)

Package Bomb





TSA 15-00014 - 003394

Suicide Vest



- ⇒ A vest seized in Israel
- ⇒ Two Pull cords
 - 1 to arm the device
 - 1 to detonate it
- ⇒ This vest is designed to be worn under outer garments

Suicide Girdle



Shoe Bomb





Vehicle Bombs (VBIED)



- ⇒ Bombers use vehicles that “Fit In” such as ambulances, Security vehicles, cement trucks
- ⇒ Can conceal large amounts on explosives
- ⇒ The vehicle will emit huge amounts of shrapnel

Optical Illusion



Stolen Van painted to look like a Fed Ex Delivery Van



Operational Phases of a Suicide Attack

- ➔ Recruitment
- ➔ Reconnaissance
- ➔ IED Construction
- ➔ Final Preparation to include a dress rehearsal
- ➔ Device Detonation

The Make-up of a typical recruit

- ⇒ Often Middle-class
- ⇒ Come from countries with little political freedom
- ⇒ Often well educated
- ⇒ Hold ultra-strong religious beliefs
- ⇒ Tend not to be poverty stricken or mentally ill
- ⇒ The motivation is increased when strong beliefs are mixed with extremism


The Al-Qaeda Handbook stresses that operators “blend in”

- ⇒ Change haircut/hair style
- ⇒ Clean Shaven
- ⇒ Use local clothing styles and fashions
- ⇒ When impersonating women, look pregnant or wear a scarf as a berka
- ⇒ Use the cover of service workers, such as Police Officers, Firefighters, Ambulance Drivers

Before



After



Target Selection and Reconnaissance



London June 28, 2005

⇒ Reconnaissance

- Photographic intelligence gathering
- "Boundary Probing"
Identify restrictions to access
- Surveillance of target

Construction of Device

⇒ Collection of Components

- Power Supply
- Initiator
- Explosive
- Switch
- Shrapnel
- Container





Sources of Explosive Information

Order Line 1-800-852-4445

Improvised Munitions

The Poor Man's James Bond

VOL. 1
The Original The Poor Man's JAMES BOND Paperback

VOL. 2
Includes: POOR MAN'S ARMORER, AMERICAN JU-JITSU, IMPROVISED MUNITIONS HANDBOOK, TASH-218, CHEMICALS IN WAR, THE CHEMISTRY OF POWDER AND EXPLOSIVES

Volume 1
Intended originally for the political Right, THE POOR MAN'S JAMES BOND is now geared for use by the Civil Authorities. It embodies all the practical paramilitary knowledge collected and studied by dissident groups throughout America. It is a kind of Reader's Digest of do-it-yourself mayhem. Sections include: The M-16, Fougasse, How to Blow a Metal Ductout, Evading Pursuit, Eleven Shot Twelve Gauge Shotgun, Blowing Up a Car, Napalm, Poisons and over fifty other fascinating items. 400-p. diagrams and illus. 8 1/2" x 11", softcover. **Item No. 230.....\$24.95**

Volume 2
Five great works in one volume! The complete POOR MAN'S ARMORER is included. Contains a whole arsenal of improvised weaponry. AMERICAN JU-JITSU this comprehensive course has every move illustrated and described. IMPROVISED MUNITIONS HANDBOOK, TASH-218 written by the US ARMY for the Special Forces. CHEMICALS IN WAR, a comprehensive section on chemical warfare. Formulas for every poison gas. THE CHEMISTRY OF POWDER AND EXPLOSIVES. Bible of all those who want to manufacture a supply of explosives. 480 pp. 8 1/2" x 11", illus., softcover. **Item No. 226.....\$24.95**

Volume 3
This is the most important information training document in the Special Forces way. Chapters on such subjects as: Introduction to Demolitions, Advanced Demolition, Emergency Demolition, Expertise Grenade, Special Targets, Introduction to Arson and Incendiarism, Fuel Expanding Demolition or Blowing Cap, Advanced Demolition Techniques and much more. 312 pages, 150pp. **Item No. 211.....\$9.95**

Science of Revolutionary Warfare
The Original "Amarehlat's Cookbook"
This book, by German Aviator Johann Hov, is the most complete book on AMATEUR and how to use it. Everything from how to make Dynamite to how to use Poisonous Mercury. Also covers the manufacture of Napalm, Gasoline, Gasoline & Nitroglycerine. This is the book mentioned in the introduction of the Amarehlat Cookbook as one of its sources of information. 312 pages, 24 pp. soft cover. **Item No. 211.....\$9.95**

Improvised Munitions BLACK BOOKS

Volume 1
This book was the first in a series produced for the CIA & Special Forces at Frankfurt Arsenal in the late 1960's. The goal was to develop methods whereby CIA & Special Forces personnel could make explosives & Munitions in the field, using commonly available materials. The information was then issued in small, loose leaf notebooks to field personnel. This volume's 7 sections cover: Explosives & Propellants, Mines & Grenade, Small Arms Weapons & Ammunition, Mortars & Rockets, Incendiary Devices, Fuses, Detonators, Delay Mechanisms, and Miscellaneous. 210 pages, 145pp. **Item No. 204.....\$14.95**

Volume 2
This is the second book in the series produced for the CIA & Special Forces at Frankfurt Arsenal and issued in small, loose leaf notebooks during the late 1960's. It contains such interesting devices as: Shotgun Grenade Launcher, Mechanically Initiated Fire Starter, Gelled Flame Fills, Acid Delay Incendiary, Clothes Pin Time Delay Switch, Short and Long Term Time Delays for Grenades, Improved Binary, No Flash Fuse Igniter and much, much more. This book should not be confused with TMJ-210, which contains only a portion of the material contained herein. 370 pages, 157pp. **Item No. 205.....\$14.95**

Volume 3
Until recently, the very existence of the material contained in this book was known to only a handful of people in the clandestine services. The Improvised Munitions Program at Frankfurt Arsenal was planned out before this material could be issued to Special Forces & CIA field personnel. Now, it has been issued from oblivion, professionally finished and printed in a giant, 8 1/2" x 11" format. 40 articles in all, covering improvised explosives, weapons, incendiaries, detonators, and much, much more! This material has never before appeared in print, is copyrighted, and will never be available from any other source. Softcover, 162pp. illus. 8 1/2" x 11". **Item No. 225.....\$23.95**

12—Desert Publications

- ➔ Internet
 - Web Pages, News Groups, Chat Rooms
 - Al Qaeda Manual
- ➔ Major Publishers
- ➔ Organizations
 - Manufacturing
 - Explosive End Users
 - Legitimate Fringe Groups
- ➔ University Programs
- ➔ Testing Data

Final Preparation Phase

- ➔ May indulge in “worldly sins” that directly violate religious beliefs.
- ➔ Pays for items in cash.
- ➔ Behaviors become consistent with no future.
- ➔ Shows arrogance and hatred toward Americans.
- ➔ Engages in “private rituals” within hours of the bombing.
- ➔ Prepares a suicide note or video for later dissemination.
- ➔ Gives possessions away and gets worldly affairs in order.
- ➔ Emotions more volatile.

Moving to Target and Device Detonation Phase

⇒ Indicative Behaviors

■ Clothing

- Clothing is loose or out of sync with the weather or baseline for location.

■ Actions

- Carrying heavy luggage, bag, or wearing a backpack.
- Keeps hands in pockets.
- Repeatedly pats upper body.
- Pale face from recent shaving of beard.
- Uneven Gait difficulty walking

Moving to Target and Device Detonation Phase Con't

■ Emotion

- No obvious emotion. Possibly with a slight smile thinking about rewards in the afterlife
- Eyes focused and vigilant.
- Does not respond to authoritative voice commands or direct salutation from a distance.
- Sweating.
- May appear to be in a "trance"-blank stare

■ Appearance

- Walks with deliberation, but not running.
- Just prior to detonation, may hold hands above head and shout a phrase; or will place hands and head close to the bomb to obliterate post-mortem identification.

The Attack Scene- Location of bomber at explosion



Victims of a Suicide Bomber



Remains of a Bomber





שוטר מחזיק בראש המחבר המתאבד שהתפוצץ בירושלים 21-3-02



Post-Attack Behaviors of Handlers/Associates

- ➔ Synchronized staged attacks to increase casualties of first responders.
- ➔ Secondary attacks are likely to occur within response times along the evacuation route of casualties, near first targeted area, or other high profile target area.
- ➔ **Secondary Attacks may be the primary focus of bombers in order to inflict the greatest loss of life**
- ➔ Surveillance of attack site to study first responder's behavior and plan for future attacks.



How Is It Possible To Identify And Mitigate Potential Suicide Attacks?

Investigation Activities

- ➔ Proactively investigate any individual reported to be a threat.
- ➔ Interview subjects (family, friends, employers, neighbors and co-religionists) who observe changes in the individual's behavior.
- ➔ Gather intelligence that may contain or support such activity.
- ➔ Develop and acquire assets among trusted resources, such as religious leaders, community activists, and professionals, etc.
- ➔ Forward FI Cards and Information (License plates, photo, and phone numbers) to Counter Terrorism Units

Response Guidelines

- ➔ DO NOT ATTEMPT TO NEGOTIATE with potential suicide bombers. They will likely detonate their device if they have been discovered.
- ➔ Search for secondary devices and associates of the suspect following an attack

Using Lethal Force

- ➔ Where lethal force is warranted and the suspect is believed to be wearing body armor, a headshot may be necessary...
- ➔ With that said, when dealing with a suicide bomber a headshot would be necessary to prevent detonation of the device
 - First, usually bombers wear the device around the upper-torso (center mass) area, a shot here may detonate the device
 - Secondly, the triggering device may be in the hand or near the hand of the bomber and an immediate death would be necessary to prevent detonation

Tactical Considerations

- ➔ There is no precise formula
- ➔ Officer and public safety **MUST** remain paramount
- ➔ When confronted with a possible suicide bomber and in light of the totality of the circumstances, consider the following:
 - Assume Cover and Maintain a Tactical Advantage
 - Do not approach, if possible

Tactical Considerations

- Maintain a “reasonable” standoff distance
- Request assistance; deploy responding officers to covered positions
- Consider requesting an AR-15(s)
- Consider requesting SWAT
- Order the suspect to **STOP** all movement
- Warn bystanders to leave the area immediately

When a Suspect has been neutralized

- ➔ Do not approach the suspect
- ➔ Do not allow others to approach the Suspect
- ➔ Immediately evacuate the area (the explosive device may still be detonated by other means)
- ➔ Officers should seek and maintain a minimum of 300 feet on all sides of the bomber/device
- ➔ Seek and maintain cover
- ➔ Await the arrival of the Bomb Squad

Never Count on the Perfect Scenario

- ⇒ History has shown that the Homicide bomber comes in all shapes and sizes...Be Vigilant

Be prepared for the unexpected!



Do not be a Hero...

- ⇒ Often times Suicide Bombers have a handler who has a remote control device or timer on the bomber. His job is to detonate the device should the bomber himself should lose his nerve
- ⇒ Don't attempt to apprehend the bomber by sneaking up behind him and attempting to neutralize the bomber and the device at the same time





The Post Homicide Bombing Incident

- ➔ The post blast scene will be bloody and chaotic
- ➔ Officers need to be emotionally and mentally prepared to take control of the incident

Suicide Bombing Scene



Remain Focused

- ➔ Responding Officers need to remain focused because there will be a significant threat to rescue personnel in the form of:
 - Secondary devices
 - Blood borne pathogens
 - Hazardous chemicals
 - And the potential for structural collapse

This image may present itself



Response to Exploded Device: Secondary Devices

- ➔ Watch for Secondary devices
 - The first device may have been placed to draw first responders in
 - A secondary device may be placed anywhere in particular points in ingress and egress as well as possible C/P locations
 - Terrorists have used thermos bottles, back packs and flashlights to disguise bombs
 - These devices may also be remotely detonated

Response to Exploded Devices: Blood Borne Pathogens

- ➔ Watch for blood-borne pathogens:
 - The explosion will create massive trauma to a human body. There will be a tremendous amount of bodily fluids and tissues present
 - Tissues may contain HIV, hepatitis, or other blood-borne pathogens which could contaminate both bombing victims and rescue workers
 - Protective equipment should be worn including, if possible, mask, gloves, goggles, etc.



Be Aware of the following:

- ➔ Un detonated or partially exploded devices
- ➔ Structural Damage can include:
 - Downed electrical lines
 - Broken water pipes
 - Ruptured gas lines

Establish a Perimeter

Perimeters are set up for two major reasons:

1. To ensure the safety of the public
 - Evacuate the area to a minimum of 300 feet
 - Look for debris furthest from the incident then double the distance
2. To limit access in and out of the blast area/crime scene
 - This will reduce crime scene contamination, and
 - Reduce the risk of injury from a secondary device

Conduct Crime Scene Activities

- ➔ Most likely scenes involving terrorist activities will be administered by the FBI and/or the ATF
- ➔ Typical responsibilities include:
 - Insuring debris should not be removed by anyone except Bomb Squad personnel
 - Assisting the FBI/ATF if necessary

Activities continued...

- Officers should attempt to locate witnesses and victims both at the scene and at area hospitals to collect statements and if possible evidence
- locate security cameras that may have captured the incident on tape
- If possible recover all tapes of the affected area that are available regardless of the date recorded since they may show terrorists scouting the area weeks or even months prior to the incident

Conclusion

- ➔ Officers must be mentally and emotionally prepared to contend with the chaos and carnage
- ➔ Officers need to remember the potential for secondary devices
- ➔ Officers need to wear protective equipment
- ➔ By being prepared, Officers will have the knowledge to
 - Prevent further casualties
 - Preserve evidence
 - Assist in the apprehension of additional suspects



TSA 15-00014 - 003440