

MEMORANDUM FOR SEE DISTRIBUTION

SUBJECT: 800th Military Police Brigade Tactical SOP (TACSOP)

1. REFERENCES.

- a. FM 19-1 Military Police Support for the AirLand Battlefield.
- b. FM 19-4 Military Police Team, Squad and Platoon.
- c. FM 3-19-40, Internment/Resettlement Operations
- d. FM 100-5 Operations.
- e. FM 100-15 Corps Operations.
- f. FM 101-5 Staff Organizations and Functions.
- g. ARTEP 19-472-MTP Mission Training Plan for the Military Police Combat Support and Internment/Resettlement Brigades and CID Groups.

2. PURPOSE. To provide units assigned or attached to the 800th MP Brigade (EPW/CI) with standard operational, logistical, and administrative procedures for tactical operations.

3. GENERAL.

- a. Subordinate units will develop and maintain a Tactical SOP. Units are responsible to ensure that the Brigade S-3 maintains a current copy of their SOP.
- b. Production and revision of this SOP is a staff responsibility of the Brigade S-3. Staff sections will review their portion of the SOP annually and submit approved revisions to the Brigade S-3 in final form for publication. Published changes will be page for page substitutions and will be forwarded to the Brigade S-3 Operations prior to publication.
- c. Local time will be used by the 800th Military Police Brigade during all field operations. Zulu Time will only be used at the direction of the Brigade S-3.
- d. Organization:
 - (1) Task organizations will be identified for each operation and listed as Annex Z in all orders published by this headquarters.

(2) Subordinate commanders will identify internal organization.

e. Recommended Changes: This TACSOP is a "living" document. It should be continuously revised and validated after each field operation. You are encouraged to submit changes. Key comments to specific page, paragraph, and line of text. Provide reasons for each comment to ensure understanding and complete evaluation. Submit changes and comments to this Headquarters, ATTN: AFRC-CNY-AI-OP.

4. TACTICAL OPERATIONS: Coordination and execution of tactical operations are discussed in ANNEXES B, C, F, H, J, K, L, M, N, P, U, and V.

5. ADMINISTRATIVE OPERATIONS: Coordination and execution of administrative support operations are discussed in ANNEXES E, G, I, O, Q, R, S, T and Z.

PAUL H. HILL
BG, USAR
Commanding

ANNEXES:

ANNEX B - Intelligence

- APPENDIX 1 - S-2 TOC Procedures
- APPENDIX 2 - Weather
- APPENDIX 3 - Topographic Support
- APPENDIX 4 - Tactical Counterintelligence Operations/OPSEC
- APPENDIX 5 - Prisoners of War, Captured Documents and Equipment
- APPENDIX 6 - Sensitive Items
- APPENDIX 7 - Reconnaissance and Surveillance Plans
- APPENDIX 8 - Security Classification Guide
- APPENDIX 9 - Request for Imagery
- APPENDIX 10 - Request for Intelligence Information

ANNEX C - Command Post Organization and Operations

- APPENDIX 1 - Command Post Organization Responsibilities
- APPENDIX 2 - Quartering Party Duties
- APPENDIX 3 - Internal Operations Of Command Post
- APPENDIX 4 - Diagrams Of CP, TOC, ALOC & Briefing Tent

ANNEX E - Rules of Engagement

- APPENDIX 1 - Use of Force
- APPENDIX 2 - Standard Rules of Engagement
- APPENDIX 3 - Sample Rules of Engagement Card

ANNEX F - Force Protection

- APPENDIX 1 - Fighting/Survivability Positions
- APPENDIX 2 - Levels of Threat

APPENDIX 3 - Threat Conditions
 ANNEX G - Engineer
 APPENDIX 1 - Engineer Overlay
 APPENDIX 2 - IF BOM
 ANNEX H - Signal (Communications-Electronics)
 APPENDIX 1 - Brigade Radio Nets
 APPENDIX 2 - Telephone Subscribers
 APPENDIX 3 - UXC-7 Facsimile
 APPENDIX 4 - MSE Operating Instructions
 ANNEX I - Service Support (Logistics)
 APPENDIX 1 - Internment Facility (IF) Logistical Requirements List
 APPENDIX 2 -
 ANNEX J - NBC Operations
 APPENDIX 1 - Mission Oriented Protective Posture (MOPP)
 APPENDIX 2 - Automatic Masking Indicators
 APPENDIX 3 - NBC Threat Warning System
 APPENDIX 4 - NBC Attack Warning System
 APPENDIX 5 - NBC Report Routing
 APPENDIX 6 - Operating Exposure Guidance
 APPENDIX 7 - Decontamination
 APPENDIX 8 - NBC Principles
 ANNEX K - JAG
 ANNEX L - Operation Security
 APPENDIX 1 - EEFI
 APPENDIX 2 - SIGSEC Program
 ANNEX M - PAO
 ANNEX O - Chaplain/Unit Ministry Teams
 ANNEX P - Enemy Prisoner of War
 APPENDIX 1 - EPW/CI Flow Chart
 APPENDIX 2 - Sample Forms (DD Form 515, DA Form 2708, DD Form 2745 and DA Form 4137)
 APPENDIX 3 - Policy, Forms, and the Preparation of Forms for Evacuating, Processing, and Interning Captives
 APPENDIX 4 - Transfer EPW Procedures
 ANNEX Q - Medical Services
 ANNEX R - Tactical Safety
 ANNEX S - Personnel
 APPENDIX 1 - Personnel Strengths & Reports
 APPENDIX 2 - US Personnel Replacement Procedures/Admin
 APPENDIX 3 - Casualty System
 APPENDIX 4 - Personnel Procurement
 APPENDIX 5 - Personnel Actions
 APPENDIX 6 - Recovered US and Allied Personnel
 APPENDIX 7 - Awards and Decorations
 APPENDIX 8 - Stockage of Publications and Forms
 APPENDIX 9 - Postal

APPENDIX 10 - Health, Morale, and Welfare Services

APPENDIX 11 - Labor

APPENDIX 12 - Historical

APPENDIX 13 - Accounting for Enemy Prisoners of War (EPW), Civilian Internees (CI)
and Displaced Civilians (DC)

APPENDIX 14 - Accounting for U.S. Prisoners in U.S. Confinement Facility

ANNEX T - Reports

APPENDIX 1 - Required Reports

APPENDIX 2 - Personnel Reports

APPENDIX 3 - Intelligence Reports

APPENDIX 4 - Operations Reports

APPENDIX 5 - Logistics Reports

ANNEX U - Civil Military Operations

APPENDIX 1 - Civil Affairs (CA)

APPENDIX 2 - Psychological Operations (PSYOP)

APPENDIX 3 - Displaced Civilians

ANNEX V - Prisoner of War Information Center

ANNEX Z - Distribution

ANNEX AA - Inspector General

ANNEXES A, D, N, W, X and Y are deleted from this FSOP

ANNEX B (INTELLIGENCE) TO 800th MP BDE (EPW/CI) TACSOP

1. PURPOSE. To prescribe responsibilities for intelligence requirements and describe procedures for intelligence operations.

2. REFERENCES.

- a. FM 34-25, Corps Intelligence and Electronic Warfare
- b. FM 34-6, Counterintelligence
- c. FM 100-5, Operations
- d. FM 34-3, Intelligence Analysis
- e. AR 380-5, Army Information Security Program
- f. FM 34-1, Intelligence and Electronic Warfare
- g. FM 34-2-1, Tactics, Techniques, and Procedures for Reconnaissance and Surveillance and Intelligence Support to Counterreconnaissance

3. GENERAL.

- a. Commanders coordinate through Brigade S-2 to Theater Support MP Bde S-2 to determine likely targets for enemy unconventional, or heliborne forces in the theater rear area.
- b. Enemy activity to include aircraft or suspected terrorist activity must be reported immediately through the chain of command to the Brigade S-2, via SALUTE Report format located in Tab A, Appendix 3, Annex T.
- c. Road conditions and traffic summaries on MSRs must be reported when necessary. It is necessary to report road conditions when any substantial change occurs in the trafficability of the movement corridor. Reports will be submitted to the Brigade S-2 via Tab D (Intell Reports), Appendix 3, Annex T.
- d. Topographic support will be provided LAW Appendix 3.

4. PROCEDURES. Battalion collection plans are synchronized with the brigade's. Information answering the brigade Priority Intelligence Requirements/Information Requirements (PIR/IR) is in the SPOT report format. Brigade S-2 publishes an Intelligence Summary to Bn twice daily. Bn can submit Requests for Intelligence Information (RII) (Appendix 10).

5. REQUIREMENTS. Brigade S-2 will provide subordinate units with the current PIR/IR, and answer these if the intelligence is available. If not available, the S-2 will request support from higher. PIRs are the highest priority intelligence requirements, must be approved by the commander and are listed in priority. IRs provide intelligence which is less critical to tactical decisions.

ANNEX B (INTELLIGENCE) TO 800th MP BDE (EPW/CI) TACSOP

6 RESPONSIBILITIES.

a. Brigade S-2.

- (1) Prepares input to estimates, plans and orders.
- (2) Develops and recommends Priority Intelligence Requirements (PIR) and Information Requirements (IR).
- (3) Monitors subordinate unit intelligence requests and submits additional request as required.
- (4) Publishes intelligence summary (INTSUM) twice daily.
- (5) Conducts Intelligence Preparation of the Battlefield (IPB).
- (6) Collects, analyzes and disseminates intelligence.
- (7) Keeps the commander and staff informed.

b. The brigade S-2 NCOIC supervises the administration of the S-2 section; maintains section logs, maps, and overlays; requisitions and distributes maps, charts and geodesy; and monitors physical security program and supervises TOC access.

7 REPORTS. See Appendix 3 (Intelligence) to Annex T (Reports).

APPENDICES:

- 1 - S-2 TOC Procedures
- 2 - Weather
- 3 - Topographic Support
- 4 - Tactical Counterintelligence Operations/OPSEC
- 5 - Prisoners of War, Captured Documents and Equipment
- 6 - Sensitive Items
- 7 - Reconnaissance and Surveillance Plans
- 8 - Security Classification Guide
- 9 - Request for Imagery
- 10 - Request for Intelligence Information

APPENDIX 1 (S-2 TOC PROCEDURES) TO ANNEX B (INTELLIGENCE) TO 800th MP
BDE (EPW/CI) TACSOP

1. GENERAL. This appendix prescribes S-2 TOC procedures and requirements.
2. SITUATION BOARD. In addition to the operational graphics posted on the TOC situation board, S-2 will post:
 - a. Current Brigade/Third US Army Intelligence Summary (INTSUM)
 - b. Current weather
 - c. Current CCIR
3. JOURNALS. S-2 will maintain two journals.
 - a. Incoming message journal. The incoming message journal will contain a copy of intelligence and weather-related information and messages. Each message will be logged into the journal at the time of receipt using DA Form 159. Each log entry will be sequentially numbered. The log entry number will be annotated with the DTG on each message.
 - b. Outgoing message journal. The journal will contain a copy of outgoing messages from the S-2 section. Each outgoing message will be logged on DA Form 159 and sequentially numbered. The log entry number and DTG are annotated on each message.
4. TOC SECURITY.
 - a. A perimeter will be constructed around the brigade TOC.
 - b. Access to the TOC will be limited to one entrance. Access badges administered by the S-2 will control entry.
5. Document Security.
 - a. The S-2 is overall responsible for the security of classified material located at the brigade TOC.
 - b. The S-2 will ensure classified documents are correctly marked LAW AR 380-5.
 - c. The S-2 will have a plan for the emergency destruction of classified documents.

APPENDIX 2 (WEATHER) TO ANNEX B (INTELLIGENCE) TO 800th MP BDE (EPW/CI)
TACSOP

1. PURPOSE. To outline procedures by which weather support is provided to the brigade.
2. GENERAL. Weather intelligence is a key element of combat intelligence. The S2 will integrate critical weather requirements into all operational plans and provide the necessary weather support.
3. RESPONSIBILITIES. The S-2 will provide weather information to subordinate units. Weather and light data will be presented to the commander during operational briefings. The TUSA Staff Weather Officer (SWO) and G-2 will provide the weather and light data.
4. CLIMATIC SUMMARIES. The S-2 will provide the following weather information: temperature, humidity, precipitation, wind, visibility, and EENT/BMNT.
5. WEATHER FORECASTS. Forecasts can normally be obtained for the below listed periods:
 - a. Short period - (12, 24, 48 hours)
 - b. Medium period - (3 to 5 days)
 - c. Extended period - (more than 5 days)
- 6 WEATHER WARNINGS. See Tab to this Appendix.

APPENDIX 3 (TOPOGRAPHIC SUPPORT) TO ANNEX B (INTELLIGENCE) TO 800th MP
BDE (EPW/CI) TACSOP

1. PURPOSE. To establish policy and procedures for the requisitioning and issuance of maps and other topographic products required for combat operations and training exercises.

2. RESPONSIBILITY. Brigade S-2 provides guidance and coordinates for surveys, mapping, geodetic and military geographic intelligence products and capabilities.

3. GENERAL.

a. The Brigade S-2 section is responsible for preparing plans, policies and priorities for their map program and ensuring appropriate stocks are on hand.

b. Requests for maps will be addressed to the unit S-2. The S-2 will consolidate and forward the request to the HHC Supply Sergeant for request submission.

c. Standard map issue is 10 sets per HHC, 15 sets per escort guard MP Company. City maps will be issued IAW mission requirements.

d. Subordinate units must provide personnel to pick up and inventory maps. All maps will be inventoried and sorted prior to issue.

e. Subordinate units will be issued 30% of their basic load of maps for planning purposes and the final 70% of the basic load once in the theater of operation.

f. Battalion S-2s will order maps for their subordinate units.

4. REQUESTING FORMAT. Requests for maps, charts or geodetic products will be submitted to the brigade S-2 using a memorandum format. Units must be specific on the scale and amount required. The brigade S-2 will forward the request to Corps map depot using SF 344 (multi-use standard requisitioning/issue system document).

APPENDIX 4 (TACTICAL COUNTERINTELLIGENCE OPERATIONS) TO ANNEX B
(INTELLIGENCE) TO 800th MP BDE (EPW/CI) TACSOP

1. PURPOSE. To outline procedures that will deny the enemy information as to the capabilities, organization and intent of friendly action.

2. RESPONSIBILITY. The Brigade S-2 will closely coordinate with the S-3 and Signal Officer for the application of denial, detection and deception measures. Unit commanders will implement the following OPSEC measures to increase security and deny the enemy information about unit missions:

a. Denial Measures. Measures to deny the enemy information about your unit.

(1) Operations security.

(2) Security discipline.

(3) Document security.

b. Detection Measures. Implement these measures to increase security and detect possible enemy personnel:

(1) Ground reconnaissance.

(2) Reporting suspicious personnel.

(3) Civilian pass system and access roster.

(4) Challenge and password system.

APPENDIX 5 (PRISONER OF WAR, CAPTURED DOCUMENTS AND EQUIPMENT) TO ANNEX B (INTELLIGENCE) TO 800th MP BDE (EPW/CI) TACSOP

1. PURPOSE. To prescribe procedures for handling EPW/CI, equipment and documents captured by units assigned to this brigade.

2. RESPONSIBILITIES.

a. Commanders at all level are responsible for ensuring:

(1) EPW/CI are handled IAW the Geneva and Hague Conventions and US National Policy governing handling of EPW/CI.

(2) Captured enemy property is disposed of IAW higher HQ directives.

b. Each soldier in the brigade is responsible for treating EPW/CI IAW the Geneva and Hague Conventions and for reporting incidents of EPW/CI maltreatment to the chain of command.

3. PROCEDURES.

a. Prisoners of War. (Members of Current 800th MP Bde Task Organization as Capturing Unit)

(1) Immediately following the capture of an EPW/CI, the battalion will notify brigade HQ by the fastest available means. EPW/CIs will be moved rapidly to the capturing units Internment Facility (IF). Notification should include circumstance of the capture:

(a) Number of enemy personnel and their unit.

(b) Place of capture (grid coordinates).

(c) Time of capture.

(d) Information of potential intelligence value (type equipment, documents captured, etc.).

(2) Equipment will be confiscated and evacuated with the EPW/CI who was in possession of the equipment at the time of capture.

(3) Report crew served weapons, equipment and material (i.e. tanks, artillery pieces, trucks, aircraft, etc.) immediately to the IF commander/S-4. Provide time of capture, type of equipment, grid coordinates. Brigade S-4 will provide instructions for the handling and disposition of the equipment.

(4) Information obtained from the EPW/CI by the capturing unit will be provided to an MI representative at the IF.

APPENDIX 5 (PRISONER OF WAR, CAPTURED DOCUMENTS AND EQUIPMENT) TO
ANNEX B (INTELLIGENCE) TO 800th MP BDE (EPW/CI) TACSOP

(5) Capturing personnel will complete an appropriate capture tag (Enemy prisoner Of War (EPW) Capture Tag: See STANAG 2044) and attach it to EPW/CI prior to evacuation to the IF.

b. Captured documents. (Members of Current 800th MP Bde Task Organization as Capturing Unit)

(1) Papers, overlays, maps, etc., obtained from an EPW/CI will be considered intelligence information and provided protection commensurate with documents classified SECRET.

(2) Capturing personnel should evaluate the material to determine if it has immediate tactical value. However, such evaluation should not delay evacuation of the document with the EPW/CI who possessed the document at the time of capture.

(3) At the time of capture, capturing personnel should inform the Brigade S-2 of the captured documents by the quickest available secure means. The following information should be provided:

(a) Place and time of capture.

(b) Type of document.

(4) The acquisition of any communication and COMSEC documents will be reported to the Brigade S-2. Courier will deliver the documents directly to the MI representative at the IF.

(5) Documents found in the possession of enemy intelligence agents will be evacuated directly to the MI representative at the nearest IF.

(6) All other categories of captured documents will be forwarded as expeditiously as possible to the Brigade S-2.

c. Captured Material.

(1) Capturing personnel should contact the unit commander/S-2 to have the captured equipment screened for intelligence value.

(a) Guard captured material and documents to prevent looting by souvenir hunters and prevent recapture by the enemy.

(b) Tag captured enemy equipment.

(c) Contact the Brigade S-4 for instructions on handling and disposition of captured equipment.

APPENDIX 5 (PRISONER OF WAR, CAPTURED DOCUMENTS AND EQUIPMENT) TO
ANNEX B (INTELLIGENCE) TO 800th MP BDE (EPW/CI) TACSOP

(2) Captured enemy technical documents, maintenance handbooks, operation manuals, drawings, photographs or other written or printed matter will be treated as captured equipment. Technical documents found with and related to an item will remain with the equipment.

(3) Captured enemy equipment, documents and/or other material will not be destroyed without prior approval of the Brigade S-2 except to prevent capture. If permission is requested and granted, the unit having custody will destroy captured equipment and documents. The destruction will be reported through S-4 channels. Medical items will not be destroyed under any circumstances.

(4) Special Documents. Documents containing information on the following subjects will receive minimum essential processing at subordinate levels and will be forwarded immediately to TUSA G-2, XMI - Corps by courier.

- (a) Location of enemy weapons used in delivery of nuclear warheads.
- (b) Enemy NBC capabilities.
- (c) Probability of enemy courses of action.
- (d) Enemy vulnerabilities.
- (e) Enemy special, psychological and/or unconventional operations.

APPENDIX (SENSITIVE ITEMS) TO AN NEX B (INTELLIGENCE) TO 800th MP BDE
(EPW/CI) TACSOP

1. PURPOSE. To provide guidance for sensitive item inventories.
2. DEFINITION. Sensitive items are defined as weapons, COMSEC, night vision devices, ammunition, NBC equipment and GPS.
3. COMMANDER'S RESPONSIBILITIES.
 - a. Comply with the procedures of this appendix.
 - b. Ensure measures are taken to safeguard sensitive items.
 - c. Submit serious incident reports as outlined in AR 19-40.
 - d. Report sensitive item losses immediately to Brigade CP.
 - e. Report the status of all sensitive items to the Brigade CP.
 - f. Conduct a weekly serial number inventory and report the result NLT 1800 hours every Sunday to the Brigade S-2.
4. PROCEDURES.
 - a. All sensitive items will remain under continuous control. If the sensitive items count is not accurate, immediately conduct a serial number inventory.
 - b. Persons charged with custody of sensitive items will be properly trained to safeguard the security of these items. They will sound an alarm if a forceful theft is attempted.
 - c. Soldiers in leadership positions will maintain a serial number list of sensitive items assigned to their soldiers.
 - d. At any time a discrepancy is discovered in the serial number inventory immediately notify the Brigade S-2.
5. REPORTS.
 - a. A sensitive items report is required every 12 hours. A weekly serial number inventory will be completed every Sunday.
 - b. Weapons, ammunition, SOIs, Protective Masks, NEMs, and GPSs will be counted and inventoried.
 - c. The commander can tailor this list to meet the situation.

APPENDIX (INTELLIGENCE INFORMATION PRIOR TO DEPLOYMENT) TO ANNEX
B (INTELLIGENCE) TO 800th MP BDE (EPW/CI) TACSOP

1. PURPOSE. To outline critical intelligence information that should be obtained prior to deploying to an objective area.
2. GENERAL. The following intelligence information should be answered prior to deployment for any unit in this brigade.
 - a. Rear area, enemy forces capabilities, size, organization and likely courses of action.
 - b. Climate, terrain and the impact this will have.
 - c. Attitude of the local populace toward US soldiers.
 - d. Size of unconventional forces, - SPF units, airmobile units and doctrinal usage.
3. INTELLIGENCE INFORMATION. The following MP-specific intelligence information should also be answered.
 - a. Reliability of local national military and police forces.
 - b. Number of police officers per city.
 - c. Location/size of detention facilities.
 - d. How police forces are organized.
 - e. Critical/protective targets (power plants, public utilities, ammo plants, and communication buildings).
 - f. Local logistical facilities.
 - g. Level of training of local police, equipment and weapons.
 - h. Terrorist and/or subversive groups operating in the area:
 - (1) Names
 - (2) Locations
 - (3) Membership size/leaders
 - (4) Activities/goals, etc.

APPENDIX 8 (SECURITY CLASSIFICATION GUIDE) TO ANNEX B (INTELLIGENCE)
TO 800th MP BDE (EPW/CI) TACSOP

1. GENERAL. The provisions of AR 380-5 shall apply in all cases dealing with security classification. Any dispute or conflict concerning classification of information will be referred to the S-2, this headquarters, for resolution.

2. CLASSIFICATION AND REPRODUCTION OF OPORDS AND OPLANS. OPORDs and OPLANs developed by this brigade, in support of those issued by TUSA, will bear the same classification and downgrading instructions as the higher headquarters. OPLANs and OPORDs received from higher headquarters will not be reproduced without permission from the originating headquarters. The following will be classified at least CONFIDENTIAL:

- a. Unit strength reports.
- b. Unit status reports.
- c. Intelligence summaries and reports.
- d. Status of supplies and ammunition.
- e. Movement of units and/or troops and equipment.
- f. Casualty reports.
- g. Air strikes and artillery support request.
- h. MII reports.
- i. Reports of deceptive practices.
- j. Reports of land, naval or air assaults and bombing operations.
- k. Reports relating to enemy operations, identification of enemy units/personnel.
- l. Any other reports/information which could be utilized by the enemy to capitalize on strengths or weaknesses.

3. CLASSIFIED DOCUMENT(S) CUSTODIAL PRECAUTIONS

a. Classified material removed from storage is kept under constant surveillance and covered when not in use. Attach cover sheets, Standard Form 05 (CONFIDENTIAL Cover Sheet), Standard Form 04 (SECRET Cover Sheet), and Standard Form 03 (TS Cover Sheet), whenever the document is not in secure storage. When classified material is within the TOC, ensure it is covered from viewing and protective cover sheets are not exposed.

APPENDIX 9 (REQUEST FOR INTELLIGENCE INFORMATION) TO ANNEX B
(INTELLIGENCE) TO 800th MP BDE (EPW/CI) TACSOP

1. GENERAL. Requests for Intelligence Information (RII) are used to update the intelligence estimate. An RII is a means of requesting information not available to a user/producer in local databases where a valid requirement exists to support assessments or planning. When published intelligence documents or reports do not answer specific questions of the user or raise additional questions, local intelligence data bases are searched for answers to the questions. If answers are not available, a request for information to a higher headquarters is submitted. Requests for information are prepared using the RII format. Requests received exceeding organic requirements are always consolidated and forwarded to the next higher echelon as RII.

2. METHOD OF SUBMISSION.

- a. All RII will be formatted IAW Tab A this Appendix.
- b. The Brigade S-2 will answer RIIs using intelligence assets, assigned or attached, or local database.
- c. If unable to answer the RII, the Brigade S-2 will forward them to TUSA G-2, Collection Management Officer (CMO).
- d. Once the RII is answered, the information is disseminated via the most expeditious means.
- e. RII priority is coded either 1 (immediate), 2 (priority), or 3 (routine).

TAB A (RII SAMPLE FORMAT) TO APPENDIX 9 (REQUEST FOR INTELLIGENCE INFORMATION) TO ANNEX B (INTELLIGENCE) TO 800th MP BDE (EPW/CI) TACSOP B-10-A-1

REQUEST FOR INTELLIGENCE INFORMATION (RII)

OFFICE SYMBOL

MEMORANDUM FOR Commander, 800th MP BDE (EPW/CI), ATTN: S-2

SUBJECT: Request for Intelligence Information #
(RII number consists of unit number - year number - and sequence number of RII, for example: 74-9-001)

1. (U) Request the following information be provided to this office:
 - a. (U) REQUEST
 - b. (U) REQDAT (Required Date of Receipt of Requested Information)
 - c. (U) LTIO (Latest Time Information is of Use)
 - d. (U) PRY (Mission Priority)
 - e. (U) NARR:
 - (1) Should describe nature of desired information. Be as specific as possible.
 - (2) State desired classification level of information.
 - f. (U) JUSTIFICATION: Explain why information is needed.
2. POC this office is (name and phone of personnel familiar with request).

NAME
RANKBRANCH, USAR
COMMANDING

ANNEX C (COMMAND POST ORGANIZATION AND OPERATIONS) TO THE 800th MP BDE (EPW/CI) TACSOP

1. GENERAL.

a. Purpose. To establish a Command Post Organization and Operations policy for field operations within this command.

b. Scope. Applicable to units assigned or attached to the 800th MP Bde (EPW/CI).

2. COMMAND AND CONTROL.

a. Command Post.

(1) Garrison.

(a) The Brigade and Battalions Emergency Operations Center (EOC) will be located in their respective S-3 Offices or a designated alternate location.

(b) The Emergency Operations Center will be activated by direction of 77th RSC, Third US Army, 377th TSC, or the Brigade Commander. The EOC operates on a 24-hour basis until control is passed to the Field Tactical Operations Center (TOC) or until the center is directed to cease operations by the Brigade Commander.

(c) The EOC communication capabilities are:

(1) COMM: 516-481-3248/3249; DSN: 456-0856.

(2) STU-III: 516-481-9770.

(d) The EOC, during activation, will be the POC for all reports and requests for information by subordinate units through their chain of command.

(2) Field Operations.

(a) The TOC will be deployed as directed. Upon activation, it will be the POC for all requests and reports previously submitted to the EOC unless otherwise directed.

(b) The brigade tactical HQ's site (command post) will include members of all headquarters staff sections, the HHC, the PWIC and other HQ LNOs.

b. Succession of Command and Control. Unless directed otherwise, BDE CDR, DBC, S-3, then the senior battalion/group commander.

c. Deployment routes from assembly areas to tactical locations will be detailed in operation orders.

ANNEX C (COMMAND POST ORGANIZATION AND OPERATIONS) TO THE 800th MP BDE
(EPW/CI) TACSOP

3. DEVELOPMENT. This annex is comprised of Appendices, which address a variety of field requirements. The following is a brief description of each Appendix.

APPENDICES:

1. COMMAND POST ORGANIZATION RESPONSIBILITIES.
2. QUARTERING PARTY DUTIES.
3. INTERNAL OPERATIONS OF COMMAND POST.
4. DIAGRAMS OF CP, TOC, ALOC & BRIEFING TENT

APPENDIX 1 (COMMAND POST ORGANIZATION RESPONSIBILITIES) TO ANNEX C
(COMMAND POST ORGANIZATION AND OPERATIONS) TO THE 800th MP BDE (EPW/CI)
TACSOP

1. TACTICAL OPERATIONS CENTER (TOC). Is located in the CP. It includes the S-2, S-3 and COMMO section personnel.

a. S-2.

- (1) Coordinates TOC and CP Access.
- (2) Maintains current enemy situation charts/maps as well as pertinent weather data.
- (3) Obtains maps from S-4 and disseminates maps to subordinate units
- (4) Prepares/updates Intel estimates.

b. S-3.

(1) Maintains current situation charts/maps for all assigned/attached units depicting area of operation, missions, reserves, etc.

(2) Notifies S-1/S-4 on task organization changes, location changes and/or mission changes that impact on their operations.

- (3) Recommends CP locations.
- (4) Briefs concepts of the operation.
- (5) Prepares and updates the Operation Estimate.
- (6) Advises commander on mission priorities and courses of action.
- (7) Prepares, coordinates and authenticates OPLANs and OPORDs.
- (8) Establishes the TOC and coordinates TOC operations.
- (9) Publishes tactical movement orders.

c. Signal Officer.

(1) Advises HHC CDR, on the suitability of location of TOC as it pertains to communications.

- (2) Determines and recommends requirements for communication support.
- (3) Supervises the operation of the Brigade Message Center and distribution.
- (4) Assists sections with communications support.

APPENDIX 1 (COMMAND POST ORGANIZATION RESPONSIBILITIES) TO ANNEX C
(COMMAND POST ORGANIZATION AND OPERATIONS) TO THE 800th MP BDE (EPW/CI)
TACSOP

(5) Establishes communications in the TOC to include all FM, wire, computers, and LAN connections.

d. Chemical Officer.

- (1) Advises the commander and staff on NBC matters.
- (2) Prepares NBC annexes for plans.
- (3) Provides NBC vulnerability assessment.

2. ADMINISTRATIVE/LOGISTIC CENTER (ALOC): Is located in the CP. It includes the S-1 section, S-4 section, PBO, BMO.

a. S-1/PAC:

- (1) Maintains constant visual data on status of personnel, to include daily losses, personnel available for duty and known gains or losses for all assigned and attached units.
- (2) Prepares and continually updates Personnel Estimate.
- (3) Publishes locations of medical support facilities.
- (4) Coordinates PX and barber services in the area to include publication of hours of operation, location, etc.
- (5) Supervises/provides guidance on awards and decorations.

b. S-4/PBO/BMO:

- (1) Maintains constant status on vehicle maintenance and availability, status of equipment, rations, POL and ammunition supplies for all assigned and attached units.
- (2) Responsible for maintaining on hand or access to all classes of supply.
- (3) Coordinates decontamination operations with NBC Officer.
- (4) Trains and places class A agents, field ordering officers and contracting officers for subordinate units.
- (5) Prepares and continually updates Logistics Estimates.
- (6) Supervises troop dining facility.
- (7) Coordinates graves registration process.

APPENDIX I (COMMAND POST ORGANIZATION RESPONSIBILITIES) TO ANNEX C
(COMMAND POST ORGANIZATION AND OPERATIONS) TO THE 800th MP BDE (EPW/CI)
TACSOP

(8) Publishes schedules and locations of shower and laundry points.

3. ESTABLISHMENT OF CP.

a. The HHC Commander is responsible for the establishment of the CP and will coordinate the overall movement of the CP.

b. HHC First Sergeant/Commander

(1) Establishes Brigade CP complex IAW App 4.

(2) Designates the areas for use by various staff sections.

(3) Coordinates with sections to provide traffic control, security and dismount point operations.

(4) Responsible for lighting/maintenance of electrical power (to include approving any power circuit changes) for the CP.

(5) Responsible for all classes of supply.

(6) Responsible for receiving and accommodating visitors.

(7) Organizes and supervises security of the headquarters CP.

(8) Prescribes the uniform to be worn during the operation.

(9) Provides hot water for daily hygiene.

(10) Provides field mess operations.

(11) Coordinates with Base/Base Cluster Commander for security.

(12) Prepares company movement order.

(13) Provides CP life support.

c. A map recon by the CG, followed by a site-recon will be completed by the HHC Cdr, Ops SGM and Command Group representative to insure adequate real estate and force protection concerns are considered prior to establishing a TOC.

d. The quartering party should include the OPS SGM, the Chemical officer, the Signal Officer, and an NBC survey team with required communications personnel and assets to establish communications with the Rear CP and a small security force. Normally the quartering party will be dispatched to a designated CP location for occupation, reconnaissance and security. The advanced

APPENDIX 1 (COMMAND POST ORGANIZATION RESPONSIBILITIES) TO ANNEX C
(COMMAND POST ORGANIZATION AND OPERATIONS) TO THE 800th MP BDE (EPW/CI)
TACSOP

party will be dispatched next to begin establishing the CP and to guide in the main body. The advance party will be composed of the representatives from each staff section and security forces as necessary. See Appendix 2 for quartering party duties.

e. Upon arrival at a new field location, the priority of work will be local security, communications, establishment of TOC and work areas, camouflage (if necessary) and sleeping areas. The TOC complex will be established to standard within 12 hours of main body occupation of site (see Tab B (Tactical Operations Center (TOC) Diagram) to Appendix 4 (DIAGRAMS OF CP, TOC, ALOC & BRIEFING TENT) to this Annex.)

4. BIVOUAC SITE SELECTION. Select a defensible piece of terrain in proximity to a road network (but not close enough to allow the enemy a high speed avenue of approach) with good cover and concealment. As a general rule, 300-400 meters in diameter is normally adequate for the headquarters; and 500-550 meters in diameter for a brigade headquarters when co-located with a company headquarters and platoon. The defensive perimeter should be as circular as possible to avoid exposed flanks and weak points

5. CONVOY OPERATIONS. All vehicular movements to, in, and from a field environment will be tactical. Speeds will be limited to 10 MPH on trails, 25 MPH on unimproved (dirt) roads and 40-45 MPH on improved (secondary, paved) roads, 45 MPH on paved highways. Soldiers will remain in the prescribed uniform, and tactical discipline will be enforced at all times. Active and passive air defense measures will be employed, and soldiers will dismount and seek cover at halts when the intent is to remain stationary for a period of time. When traveling on paved roads, 100 meters distance between vehicles will be maintained; 50 meters will be maintained when moving on other roads and trails.

a. For major convoy operations, a convoy commander and serial commanders will be designated. Leaders will carefully inspect load plans during the loading process. A maintenance contact team with tow bars will be positioned near the end of the convoy to facilitate repairs as needed. Just prior to departing operators will perform PMCS under leader supervision. Each vehicle will have a trash bag, which will remain in the vehicle throughout the field operation. This bag will be emptied, daily, at the trash collection point.

b. Advance and rear guard elements will be employed at appropriate distances (normally 500 meters).

6. RECOVERY OPERATIONS. When returning from the field, equipment cleaning will begin immediately on return to garrison and will continue during the next day, as required. As a minimum Phase I through Phase III will be accomplished on the day of return.

- a. Phase I -- Serial number inventory of sensitive items.
- b. Phase II -- Clean and properly store of sensitive items.
- c. Phase III - Cleaning and storing of vehicles.

APPENDIX I (COMMAND POST ORGANIZATION RESPONSIBILITIES) TO ANNEX C
(COMMAND POST ORGANIZATION AND OPERATIONS) TO THE 800th MP BDE (EPW/CI)
TACSOP

d. Phase IV --Cleaning and storing of other equipment.

e. Phase V -- Cleaning and storing of personal equipment.

APPENDIX 2 (QUARTERING PARTY) TO ANNEX C (COMMAND POST ORGANIZATION AND OPERATIONS) TO THE 800th MP BDE (EPW/CI) TACSOP

1. **PROCEDURE.** The quartering party precedes the unit to the field location for the purpose of selecting and securing the bivouac site.
2. **PERSONNEL.** The composition of the quartering party will be as directed by the HHC Cdr, in coordination with the DBC/XO and S-5.
3. **TRANSPORTATION AND COMMUNICATIONS.** A minimum of one vehicle with radio will be in the quartering party. If distance necessitates, an additional vehicle with radio may be required for radio relay.
4. **FUNCTIONS.** When moving into an area, the quartering party should halt the vehicles approximately 300 - 400 meters upwind of the proposed site. The personnel should dismount and sweep across the area. Sufficient personnel should be left back with each vehicle to monitor the radio. The quartering party should take the following actions:
 - a. Maintain 360 degree security as element moves forward to clear the area of enemy activity.
 - b. Check and probe for mines and booby traps as element sweeps forward.
 - c. The clearing party should sweep 200 - 300 meters past the far side of the proposed perimeter, then fall back while staying on line, to the perimeter.
 - d. The leader of the quartering party (usually HHC Cdr) should ensure 360 degree security is established and designate vehicles egress points, dismount point and 24 hour positions.
 - e. The NBC operators (LAW the threat) should utilize VDR-2 radiac detectors to scan the bivouac area while other operators utilize the M256 kit to detect chemical agents.
 - f. The quartering party leader should contact the Bde Cdr., DBC/XO and advise of the tactical situation and location.
5. **SIGNS.** The quartering party leader is responsible for marking specific unit locations within the bivouac/perimeter (e.g., CP, mess, dismount point, motor pool/park, etc.) to include placing a sign to mark the site from the major roadway.
6. **AREA ASSIGNMENT.**
 - a. Using the template/clock method, the quartering party will subdivide the unit area and determine space allocations for the headquarters. The quartering party will complete the following as time permits:
 - (1) Prescribe temporary measures for internal security to include clearing and securing the site and monitoring of chemical and radiation hazards.
 - (2) Locate mess area, maintenance area and latrines.
 - b. Prior to the arrival of the main body element, the quartering party will:

APPENDIX 2 (QUARTERING PARTY) TO ANNEX C (COMMAND POST ORGANIZATION AND OPERATIONS) TO THE 800th MP BDE (EPW/CI) TACSOP

(1) Select individuals to guide specific elements to assigned locations within the bivouac area.

(2) The OIC/NCOIC of the quartering party will be prepared to brief the Bde Cdr/DBC on arrangement of the bivouac and ensure that a representative meets the main body at the release point (RP) and leads them to the bivouac site.

(3) HHC Cdr will determine the placement of the seven M8AI Alarms on the outer boundary of the perimeter.

APPENDIX 3 (INTERNAL OPERATIONS OF CP) TO ANNEX C (COMMAND POST ORGANIZATION AND OPERATIONS) TO THE 800th MP BDE (EPW/CI) TACSOP

1. STATE OF POLICE. Equipment and food items will be neatly organized to facilitate efficient operations. Field stoves will never be used as a body-warming device. The area around stoves and MKTs will be completely cleared of grass, leaves, and other combustible matter. An ample amount of trash bags will be located near the field-feeding site to accommodate the amount of trash generated from the number of personnel fed.

2. SHAVING WATER. Soldiers will shave daily while in the field. Leaders will furnish water for shaving and other hygienic needs. Immersion heaters will be lit early enough to ensure the water is hot when soldiers wake. Once in operation, heaters will be continuously monitored by a licensed person. Operators will not be permitted to return to sleep after lighting the heaters unless properly relieved by another licensed operator.

3. WARM-UP TENT. When weather conditions dictate, a warm-up tent will be erected at a minimum for support of the soldiers. The warm-up tent will consist of a GP small with a stove, field table and some chairs. A soldier who is trained and certified on an SF 46 to operate the heater will be appointed as the monitor and will remain with the tent at all times while the heater is in operation. Under no circumstances will soldiers be permitted to sleep in the warm-up tent. Unit leadership will rotate personnel through the warm-up tent as frequently as necessary for protection against the cold. Soldiers will be required to remove several layers of clothing, boots, and socks, change socks, apply foot powder, and warm the clothes and body before continuing the mission. Normally, 15-30 minutes will be necessary for this purpose. NO HEATERS IN SLEEP TENTS!

4. FIELD MAINTENANCE OPERATIONS. While operating in the field, daily preventive maintenance checks and services (PMCS) will be performed on all vehicles and equipment IAW operator's manual and under first line supervision.

5. GENERATORS.

a. Generators will be appropriately grounded and inspected frequently by unit leadership while in operation. Oil levels will be checked, and generators will be rotated, to preclude exceeding the limit of continuous operation, as prescribed in the operator's manual. A generator mechanic will be assigned.

b. Generators will be sandbagged (or dug in, if digging is permissible) for protection against incoming artillery and for protection of persons should the equipment explode. Sandbags will be placed in such a manner as to provide protection to a height of one foot above the top of the generator; and to avoid suffocating generators, sandbags will be three feet away from the equipment. A fire extinguisher and shovel will be positioned in close proximity to the generator site.

c. Fuel containers will also be protected by sandbags or by digging below ground. Fuel cans must be protected to a height one foot above the tops of the cans, and fire extinguishers and shovel are also required on the fuel site.

APPENDIX 3 (INTERNAL OPERATIONS OF CP) TO ANNEX C (COMMAND POST ORGANIZATION AND OPERATIONS) TO THE 800th MP BDE (EPW/CI) TACSOP

6. TENTAGE. Tents will normally be used for operations, supply, maintenance, mess, warm-up, and other collective purposes. All tents will be erected in accordance with instructions sewn inside the tent entrance. The trench around tents should be dug on all four sides, approximately six inches deep and wide, directly at the base of the canvas. Runoff trenches should be connected at different points to divert the water to lower ground.

7. WATER TRAILER/LISTER BAGS. The water should be positioned in relatively close proximity to the dining facility--the location at which soldiers can most easily be served. A lister bag should be erected in a central location, to ensure a sufficient quantity of clean, potable water is always available and if weather dictates ice should be added to provide cool water. The HHC Cdr will ensure the water trailer is kept filled and water is potable.

8. TRASH COLLECTION POINT. A trash collection point will be designated in a concealed location within each bivouac site. Trash will be collected from this location and transported to an authorized disposal point. Trash collection will be performed daily by an established schedule to maintain an acceptable standard of area cleanliness.

9. FIELD SANITATION. Instruction on field sanitation must be integrated into all field training exercises. Particular attention must be directed toward personal hygiene and installation and operation of field latrines. As a minimum, the headquarters will have one qualified Field Sanitation Team.

10. BLANKS AND PYROTECHNICS. Blank ammunition and pyrotechnics are dangerous and must be carefully managed and controlled. Blanks will not be fired directly at a person when any closer than 25 meters. Weapons will remain on SAFE at all times when not in use. Blank ammunition will be collected and inventoried, and weapons will be cleared and inspected after ENDEX and before departing the field. Only officers and NCOs will handle smoke grenades and exploding devices. Exploding devices will never be used closer than 25 meters to personnel and equipment.

11. SENSITIVE ITEMS.

a. The following are considered sensitive items; weapons, ammunition, classified documents, communications and electronics operational instructions (SOI's), communication security (COMSEC) equipment, night vision devices, and GPS. These items will be controlled and safeguarded at all times employing the most rigid security measures.

b. Individual weapons will remain in the possession of the persons to whom issued at all times while in the field, unless specific circumstances, such as the return of a soldier to garrison, dictate otherwise. In such instances, the company commander, or the senior leader on the site, will ensure the weapon is properly secured and supervised in the TOC weapons rack.

APPENDIX 3 (INTERNAL OPERATIONS OF CP) TO ANNEX C (COMMAND POST ORGANIZATION AND OPERATIONS) TO THE 800th MP BDE (EPW/CI) TACSOP

c. Inventory sensitive items by serial number twice daily. Inventories will be conducted as of 0600 and 1800. The report is submitted by phone or radio to brigade not later than 0800 and 2000.

d. A physical count of sensitive items is conducted when an element moves, the conclusion of an exercise, or the need exists.

TABS:

A - Dismount Point

B - Brigade Headquarters Defensive Positions

C - TOC Procedures

TAB A (DISMOUNT POINT) TO APPENDIX 3 (INTERNAL OPERATION OF COMMAND POST) TO ANNEX C (COMMAND POST ORGANIZATION AND OPERATIONS) TO THE 800th MP BDE (EPW/CI) TACSOP

1. GENERAL. This TAB prescribes procedures for establishing and operating a dismount point.
2. LOCATION. The dismount point is the only entrance into the bivouac site and will be located at the 6 o'clock position on the perimeter. All traffic should be circulated to this location; other access roads should be blocked to avoid uncontrolled entry.
3. PERSONNEL. Dismount point will be manned twenty-four hours per day, as required by METT-T:
 - a. A minimum of two individuals will be at the dismount point at all times. The senior of the two occupants will be clearly identified as being in charge and will supervise operation of the site in accordance with proper control and security procedures.
 - b. Individuals manning dismount points will have the following information available:
 - (1) Location of the CP.
 - (2) Location of the other elements such as company headquarters, mess hall, maintenance area, etc..
 - (3) Sign and countersign.
4. EQUIPMENT. Personnel will wear complete prescribed uniform and will present the highest standards of dress. Personnel will be armed with assigned weapon(s) and crew served weapon, preferably mounted on a tripod. A TA-312 will be connected to the TOC. Hourly communications checks will be made to ensure the operability of the telephone. Leaders should periodically check the dismount point to ensure the camouflage is effective; a high state of police is maintained; soldiers are rotated from the point, and the health and welfare of the soldiers is provided.
5. SECURITY OPERATIONS.
 - a. All personnel will be required to give the password during the hours of darkness. Anyone not able to do so will be detained and the TOC notified.
 - b. During daylight hours, a person whose identity is known need not be challenged. During periods of limited visibility, a ground guide will be used to escort vehicles from the dismount point to the parking area; the dismount point supervisor will enforce this rule.
 - c. The TOC will be notified of the arrival of any visiting field grade (LTC or above) officer. All field grade officers will be escorted to their destination.

TAB A (DISMOUNT POINT) TO APPENDIX 3 (INTERNAL OPERATION OF COMMAND POST) TO ANNEX C (COMMAND POST ORGANIZATION AND OPERATIONS) TO THE 800th MP BDE (EPW/CI) TACSOP

d. The dismount point entrance will be blocked with an appropriate barrier, preferably concertina wire. The crew served weapon will be emplaced in a covered and concealed position, which offers a clear field of fire down the long axis of the entrance road. The sign/countersign will also be issued/received from a covered and concealed position forward of, but not in the line of fire. The person issuing the challenge will be in a different position from the crew served weapon. This position should be in close proximity to the barrier to preclude exposure of the person issuing the sign. Personnel in a vehicle will be challenged when the vehicle stops at the barrier.

e. When personnel on foot approach the dismount point, the group will be halted at a safe distance (normally 30 to 40 meters). The group will then be instructed "advance and be recognized." The person advancing will be issued the challenge only loud enough to be heard by the one person. When the countersign is properly given, the identity of the person and other members of the group and the purpose for the visit will be determined. When necessary, instructions will be requested from the TOC.

f. Tactical marking signs can be used, but not at the expense of security.

g. Escorted prisoners will not be permitted past the dismount point without authority from the S-3/Battle Captain.

TAB B (BRIGADE HEADQUARTERS DEFENSIVE POSITIONS) TO APPENDIX 3 (INTERNAL OPERATION OF COMMAND POST) TO ANNEX C (COMMAND POST ORGANIZATION AND OPERATIONS) TO THE 800th MP BDE (EPW/CD) TACSOP

1. PREPARATION OF POSITIONS. When occupying a bivouac site, all units will immediately be organized in defensive positions. Sequence for preparation is:

a. The Cdr. HHC establishes security to include occupying the dismount point at the six o'clock position and positions at twelve, three, and nine o'clock.

b. Position weapons. Crew served weapons should be located at six, twelve, three, and nine o'clock positions and positioned to maximize capabilities.

c. Clear fields of fire and determine probable target locations, coordinate FPF, and prepare range cards.

d. Prepare aiming stakes for night firing.

e. Prepare communications and observation systems. FM communications should be utilized at each position until wire can be installed. All wire should run into the TOC, and the use of a "hot loop" to connect positions is advised.

f. Prepare weapons emplacements and individuals positions to include overhead cover and concealment; prepare alternative and supplementary positions. Perimeter overlay will be maintained at the headquarters CP and will be furnished to S-3.

g. Prepare protective shelters as required.

h. Organization of the defensive area begins immediately after troop arrival and continues as long as the position is occupied. Improvement of cover and concealment of supplementary and alternative positions must be continuous.

2. ORGANIZATION OF THE DEFENSE.

a. The headquarters will establish a perimeter. Each unit/section will be assigned a portion of the perimeter to organize and defend. The DBC will direct the reserve.

b. Areas between sections/units will be covered by observation and overlapping fires

c. Supporting fires from outside the perimeter may be available and should be planned and coordinated.

3. CONDUCT OF THE DEFENSE. A spot report will be submitted immediately when the enemy is first observed. Subsequent spot reports will be submitted as the situation warrants.

a. If it appears that the enemy is aware of the location of the unit, all weapons will be fired on order, when the enemy comes into range.

TAB B (BRIGADE HEADQUARTERS DEFENSIVE POSITIONS) TO APPENDIX 3 (INTERNAL OPERATION OF COMMAND POST) TO ANNEX C (COMMAND POST ORGANIZATION AND OPERATIONS) TO THE 800th MP BDE (EPW/CI) TACSOP

b. If the enemy is probing to locate defensive positions, fires should be withheld until the enemy force is well within range.

c. Leaders at all levels will actively control fires to ensure maximum effective fire distribution. Weapons will be moved to alternative or supplementary positions as required.

4. NIGHT DEFENSIVE OPERATIONS.

a. Illumination must be coordinated with adjacent units. As a rule, weapons will not fire until targets are visible. Leaders will ensure rigid fire control measures are enforced to prevent indiscriminate firing, disclosure of positions and needless expenditure of ammunition.

b. Crew served weapons will be fired by, using predetermined fire data, aiming stakes and/or artificial illumination.

c. When the enemy begins a full-scale assault, final protective fires (FPF) may be used to repel the attack. In employment of FPF, each individual will place maximum firepower within assigned sectors.

5. SUPPORTING FIRES. Supporting fires may consist of mortars, artillery or close air support. Plans for use of supporting fires will be accomplished prior to or concurrently with organization for defense.

6. RANGE CARDS.

a. PURPOSE. A range card is a record of firing data necessary to engage designated target areas within a sector of fire. Range cards may also be used to engage targets during periods of limited visibility and in preparing fire plans.

b. APPLICABILITY. Range cards will be prepared for each position on the perimeter.

c. PROCEDURES.

(1) Muzzle of weapon should be oriented on the center of the sector, or the final protective line (FPL) when assigned.

(2) Sketch the symbol of the weapon, orienting it towards the center of the sector, or the FPL.

(3) Indicate the limits of the primary and secondary sectors of fire.

(4) Indicate and label friendly positions; at a minimum, the positions with sectors of fire to the left and right.

TAB B (BRIGADE HEADQUARTERS DEFENSIVE POSITIONS) TO APPENDIX 3 (INTERNAL OPERATION OF COMMAND POST) TO ANNEX C (COMMAND POST ORGANIZATION AND OPERATIONS) TO THE 800th MP BDE (BPW/CI) TACSOP

(5) Indicate a magnetic north arrow from the base of the weapon symbol, pointing towards magnetic north.

(6) Orient the gun position with a prominent terrain feature.

(7) Place distance and elevation data to each target shown on the range card.

(8) Record marginal data and weapons number data on the range card.

(9) Range cards will be continually reviewed and updated.

7. PERIMETER SKETCH. The sketch is prepared for user and a copy for the TOC. Section leaders will have a copy for their respective areas of responsibility. The sketch includes:

a. Location of primary, supplemental and alternate positions to include primary and secondary sectors of fire and FPL.

b. Location of M-8 Chemical Alarms, and other obstacles and surveillance equipment.

c. Location of unit activities within perimeter (CP, mess, supply, maintenance, sleeping areas, latrines, etc.).

d. Direction of magnetic north.

TAB C (TACTICAL OPERATIONS CENTER (TOC) PROCEDURES) TO APPENDIX 3
(INTERNAL OPERATION OF CP) TO ANNEX C (COMMAND POST ORGANIZATION
AND OPERATIONS) TO THE 800th MP BDE (EPW/CI) TACSOP

1. Designated operations personnel will man the Brigade TOC. The S-3 SGM is designated as TOC Chief and has overall responsibility for TOC operations.

a. TOC Chief:

(1) Admin Responsibilities

(a) Supervises and monitors the timely and accurate submission of reports to higher headquarters and from subordinate elements.

(b) Ensures reports are posted to the proper reports folder on the reports table.

(c) Ensures situation/operation maps are posted, current, and that the sector sketch and internal defense plan are complete and posted in the TOC.

(d) Supervises the Radio Telephone Operator (RTO) and ensures all information incoming/outgoing is complete and properly recorded in the TOC journal.

(e) Ensures operational/sensitive data in the TOC journal is highlighted.

(f) Ensures the S-3 is immediately informed of any change(s) to the current situation.

(g) Ensures only authorized shift personnel are in the TOC during daily operations.

(2) Logistics Responsibilities

(a) Ensures shift times are established, posted, and all assigned personnel are briefed.

(b) Ensures the TOC is maintained in a neat, orderly fashion.

(c) Ensures no eating in the TOC. The break area serves this purpose.

(d) Schedules meal breaks.

(e) Ensures war chests remain stocked with supplies.

(f) Develops and enforces sleep plans.

(g) Ensures all pubs and field manuals are available.

(h) Ensures field safes are available for storage of classified material.

b. S-3 Operations Sergeant is designated as the assistant TOC Chief and performs duties as directed by the S-3 and TOC Chief.

TAB C (TACTICAL OPERATIONS CENTER (TOC) PROCEDURES) TO APPENDIX 3
(INTERNAL OPERATION OF CP) TO ANNEX C (COMMAND POST ORGANIZATION
AND OPERATIONS) TO THE 800th MP BDE (EPW/CI) TACSOP

c. Battle Captain. Assists the S-3 in synchronizing and coordinating the staff's effort. During the battle, the battle captain should focus his efforts on supervising the soldiers within the S-3 operations cell, rather than synchronizing the efforts of other staff members.

- (1) Keeps Command Group informed.
- (2) Ensures the battle staff collects, processes, and disseminates information.
- (3) Shields commander from non-critical information.
- (4) Gets decisions from commander.
- (5) Serves as TOC OIC during the absence of field grade officers.

d. RTO/Clerk typist.

- (1) Monitors the radio.
- (2) Receives and records reports.
- (3) Updates status charts as necessary.
- (4) Assists in the publication of orders and graphics.
- (5) Assists in setting up and dismantling of the TOC.
- (6) Serves as recorder during TDMP.
- (7) Cleans and prepares charts and overlays for TDMP.

e. S-2.

- (1) Coordinates TOC and CP access.
- (2) Advises commander on enemy courses of action and situation.
- (3) Maintains current enemy situation charts/maps as well as pertinent weather data.
- (4) Obtains and disseminates maps to subordinate units.
- (5) Issues Signal Operating Instructions (SOI) to staff and subordinate elements.
- (6) Prepares intelligence input to estimates, plans, and orders.

TAB C (TACTICAL OPERATIONS CENTER (TOC) PROCEDURES) TO APPENDIX 3
(INTERNAL OPERATION OF CP) TO ANNEX C (COMMAND POST ORGANIZATION
AND OPERATIONS) TO THE 800th MP BDE (EPW/CI) TACSOP

(7) Develops and recommends priority intelligence requirements (PIR) and information requirements (IR).

(8) Provides technical guidance on captured enemy materiel.

(9) Monitors subordinate unit requests and submits additional requests as required.

(10) Publishes intelligence summary (INTSUM) twice daily to subordinate units.

(11) Formulates brigade reconnaissance and surveillance plan.

(12) Conducts intelligence preparation of the battlefield.

(13) Coordinates collection, analysis, and dissemination of intelligence.

f. Signal Officer.

(1) Advises CDR, HHC on the suitability of location of TOC as it pertains to communications.

(2) Determines and recommends requirements for communication support.

(3) Supervises the Brigade Message Center and distribution.

g. Chemical Officer.

(1) Advises the commander on NBC defense measures, smoke and flame operations.

(2) Conducts vulnerability analysis.

(3) Receives, processes, disseminates NBC reports.

(4) Coordinates and directs actions of plotter personnel.

h. A day shift and night shift will always be established ensuring that a minimum of a battle captain, shift NCOIC, and one RTO are always on duty. These personnel will be augmented as needed. A shift will be 12 hours long in duration, thereby allowing TOC personnel to perform perimeter guard (if required) and obtain rest prior to reporting back for TOC duties.

2. REPORTS. Reporting procedures and formats are covered in Annex T. All reports coming into the Brigade TOC, after review and verification, are filed in appropriate reports folders which are placed on the reports table. This action allows any member of the staff access to all incoming/outgoing reports for review and update on the current situation. All TOC personnel must understand the reports system.

TAB C (TACTICAL OPERATIONS CENTER (TOC) PROCEDURES) TO APPENDIX 3
(INTERNAL OPERATION OF CP) TO ANNEX C (COMMAND POST ORGANIZATION
AND OPERATIONS) TO THE 800th MP BDE (EPW/CI) TACSOP

a. TOC JOURNAL. DA Form 1594 (Daily Staff Journal or Duty Officer's Log) will be utilized; no other form is acceptable. All information that comes into and goes out of the TOC will be placed in the journal no matter how insignificant it may seem. The TOC Chief will highlight all operational/sensitive data in yellow.

b. FRAGO LOG. All missions passed through FRAGOs and assigned to subordinate elements will be recorded on a cover sheet and posted in the FRAGO log. On completion of a mission, remarks will be annotated on the appropriate cover sheet, thereby closing out the mission.

c. SPOT REPORT. A spot report is generated and forwarded on any operational event or incident encountered by Brigade units and is a time sensitive document. On receipt of a spot report, location will be decoded and posted to the situation maps. The report is then filed in the spot report folder.

d. TUSA FRAGO LOG. All FRAGOs from higher headquarters will be logged on a cover sheet and filed in the TUSA FRAGO Log.

e. INTELLIGENCE SUMMARY (INTSUM) - An INTSUM report is submitted daily by subordinate elements as of 1800 to arrive at the TOC NLT 1900; negative reports are required. On receipt, the S-2 representative will thoroughly review the report, extract and pass data concerning other staff sections, post locations of events/incidents to intelligence /operations/ situation maps and file the report in the INTSUM report folder.

f. PERSONNEL STATUS REPORT (PERSREP). A PERSREP report is submitted daily to the Brigade TOC NLT 0900 with an as of time of 0600. On receipt, the S-1 section will thoroughly review the report for completeness. All information required for the Brigade Commander's data book will be extracted; the report will then be filed in the PERSREP folder.

g. CASUALTY FEEDER REPORT. A casualty feeder report is submitted to the TOC when a soldier is killed as a result of hostile or non-hostile action, wounded or injured, missing -- non-hostile, missing in action, died of wounds or injuries, or died not as a result of hostile action. On receipt, the S-1 section will review the report, extract data, and file in the casualty feeder report folder.

h. DAILY DEADLINE REPORT. A daily deadline report is submitted covering a 24-hour period from 1200-1200 daily, and arrives at the Brigade TOC NLT 1500. On receipt, the S-4 section reviews the report for completeness, extracts data for the Brigade Commander's data book, and files the report in the daily deadline report folder. Negative reports are required.

i. BATTLE LOSS REPORT. A battle loss report is submitted as required to the Brigade TOC. On receipt, the S-4 section reviews the report for completeness, extracts data for the Brigade Commander's data book, and files the report in the daily deadline report folder.

TAB C (TACTICAL OPERATIONS CENTER (TOC) PROCEDURES) TO APPENDIX 3
(INTERNAL OPERATION OF CP) TO ANNEX C (COMMAND POST ORGANIZATION
AND OPERATIONS) TO THE 800th MP BDE (EPW/CI) TACSOP

j. SENSITIVE ITEMS REPORT. A sensitive item report is submitted daily as of 1800 and arrives at the Brigade TOC NLT 1900 daily. This report is submitted verbally and negative reports are required.

3. Vehicular traffic moving into and out of the CP will be controlled from the TOC. The dismount point will notify the TOC of vehicles entering the CP by reporting bumper number and number of passengers in vehicles.

4. Headquarters commander is responsible for providing the sector sketch for the HHC sector of responsibility and the perimeter defense plan for the HHC sector to the TOC NLT four hours after bivouac site is established.

5. The commanders and staff will brief the brigade commander daily at 1900 in the briefing tent. The briefings will include the operations of the last 24 hours and future operations. The S-3 is the lead staff officer for the briefing and is responsible for coordinating the brief.

6. BRIEFINGS. Shift change briefings will occur with the change of each shift. They are designed for the on coming shift to be able to acclimate themselves to the current situation prior to assuming responsibility. On coming shift should arrive 30-60 minutes prior to the beginning of their shift. At a minimum, it will include a summarized description of events occurring since the shift began. It should include current situation, any current missions in process or warning orders received and any necessary coordinating instructions. It should also include a review of items/events in the journal and updates on the map boards/battle tracking charts. Each soldier being relieved should brief the oncoming soldier as to any items pertaining to that specific position. Outgoing shift is responsible for insuring map boards and battle tracking charts are updated prior to shift change.

7. INFORMATION FLOW. The flow of information is a primary responsibility of the shift Battle Captain. It is imperative that the Battle Captain communicates critical information immediately, analyzes information and puts in coherent form for unit use, integrates information into Commander's update and synchronizes output of information for mission success.

8. BATTLE TRACKING & INFORMATION DISPLAY. Critical information needs to be identified and prioritized. Charts, sketches and matrices should be utilized to clearly and concisely display information. Map boards should be standardized. See Attachment A (Battle Tracking Charts) to Tab C (Tactical Operations Center (TOC) Procedures) To Appendix 3 (Internal Operation Of CP) To Annex C (Command Post Organization And Operations) To The 800th MP BDE (EPW/CI) TACSOP.

ATTACHMENT A (BATTLE TRACKING CHARTS) TO TAB C (TACTICAL OPERATIONS CENTER
(TOC) PROCEDURES) TO APPENDIX 3 (INTERNAL OPERATION OF CP) TO ANNEX C
(COMMAND POST ORGANIZATION AND OPERATIONS) TO THE 800th MP BDE (EPW/CI)
TACSOP

(SEE ATTACHED POWERPOINT DOCUMENT)

APPENDIX 4 (DIAGRAMS OF CP, TOC, ALOC & BRIEFING TENT) TO ANNEX C (COMMAND POST ORGANIZATION AND OPERATIONS) TO THE 800th MP BDE (EPW/CI) TACSOP

1. DIAGRAMS. The following diagrams provide the necessary guidance to set up and operate an I/R Brigade Command Post.

TABS:

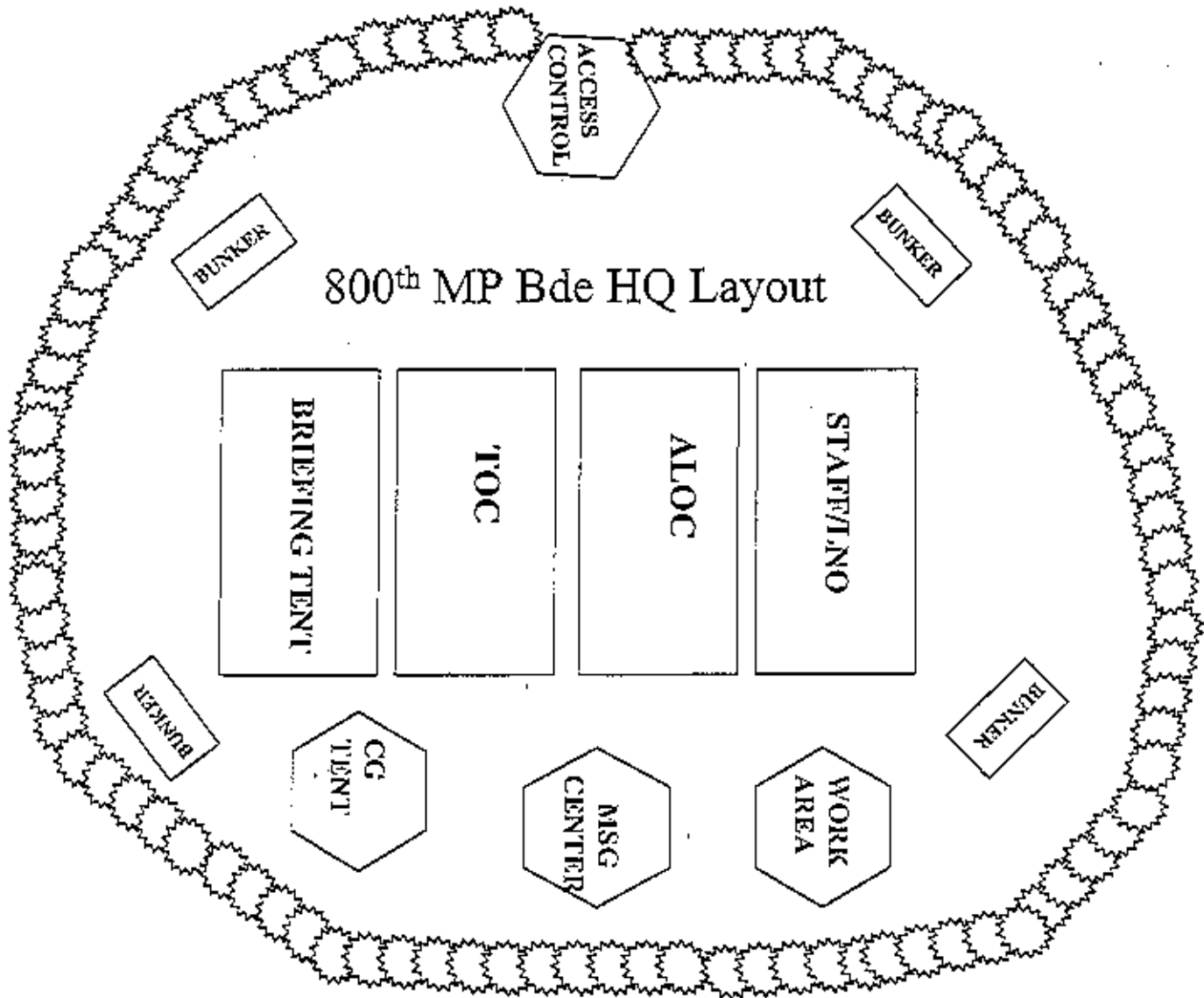
A - Command Post Sketch

B - Tactical Operations Center (TOC) Diagram

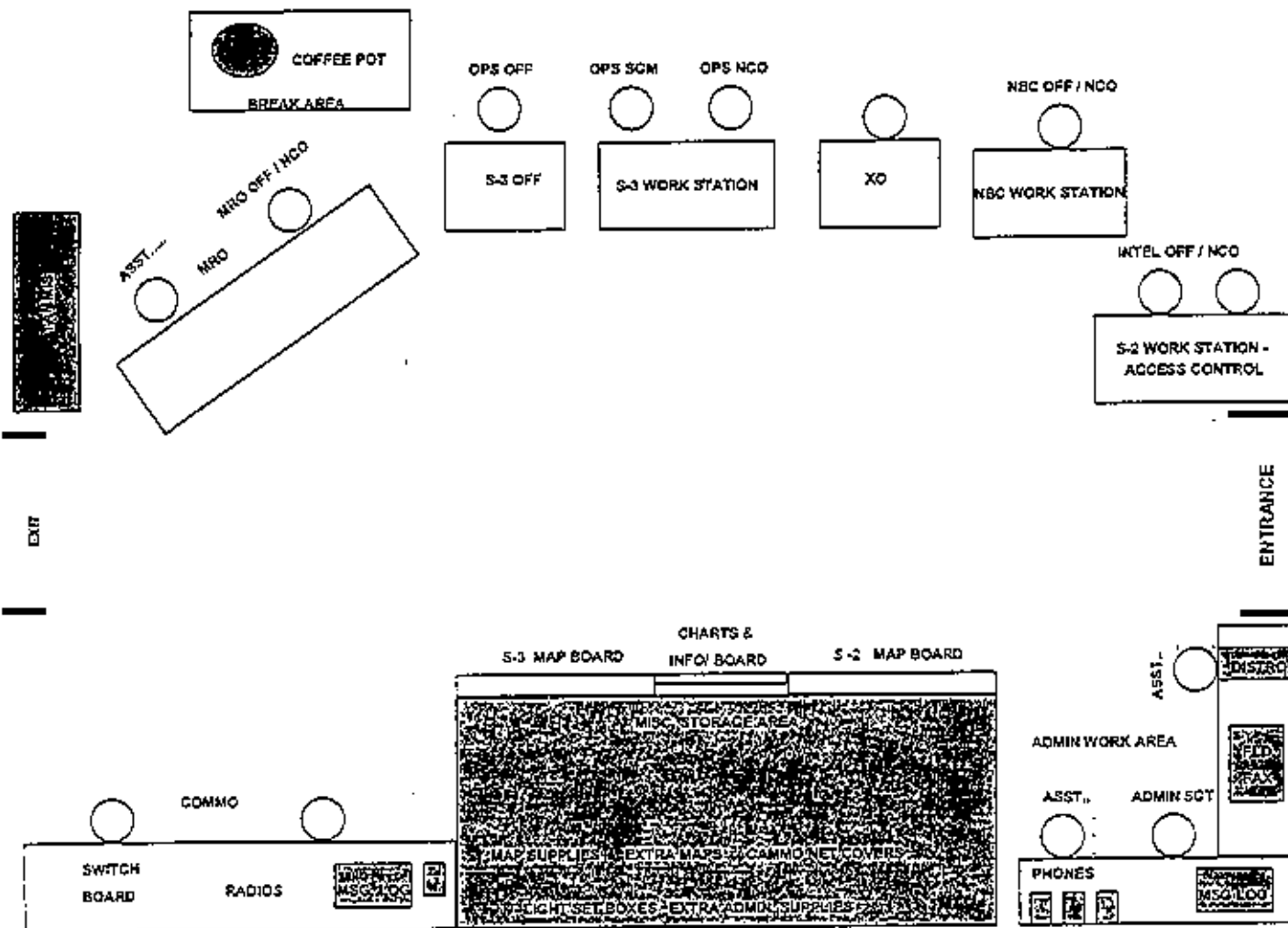
C - Administrative & Logistical Operations Center (ALOC) Diagram

D - Briefing Tent Diagram

TAB A (COMMAND POST (CP) SKETCH) TO APPENDIX 4 (DIAGRAMS OF CP, TOC, ALOC & BRIEFING TENT) TO ANNEX C (COMMAND POST ORGANIZATION AND OPERATIONS) TO THE 800th MP BDE (EPW/CI) TACSOP

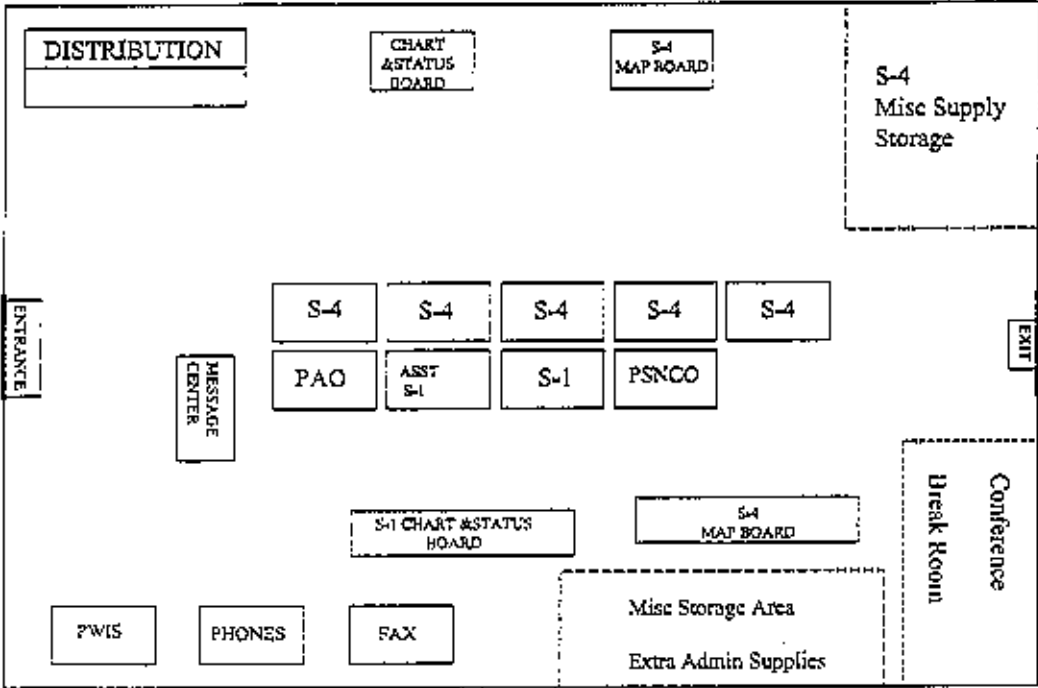


TAB B (TACTICAL OPERATIONS CENTER (TOC)) TO APPENDIX 4 (DIAGRAMS OF CP, TOC, ALOC & BRIEFING TENT) TO ANNEX C (COMMAND POST ORGANIZATION AND OPERATIONS) TO THE 800th MP BDE (EPW/CI) TACSOP

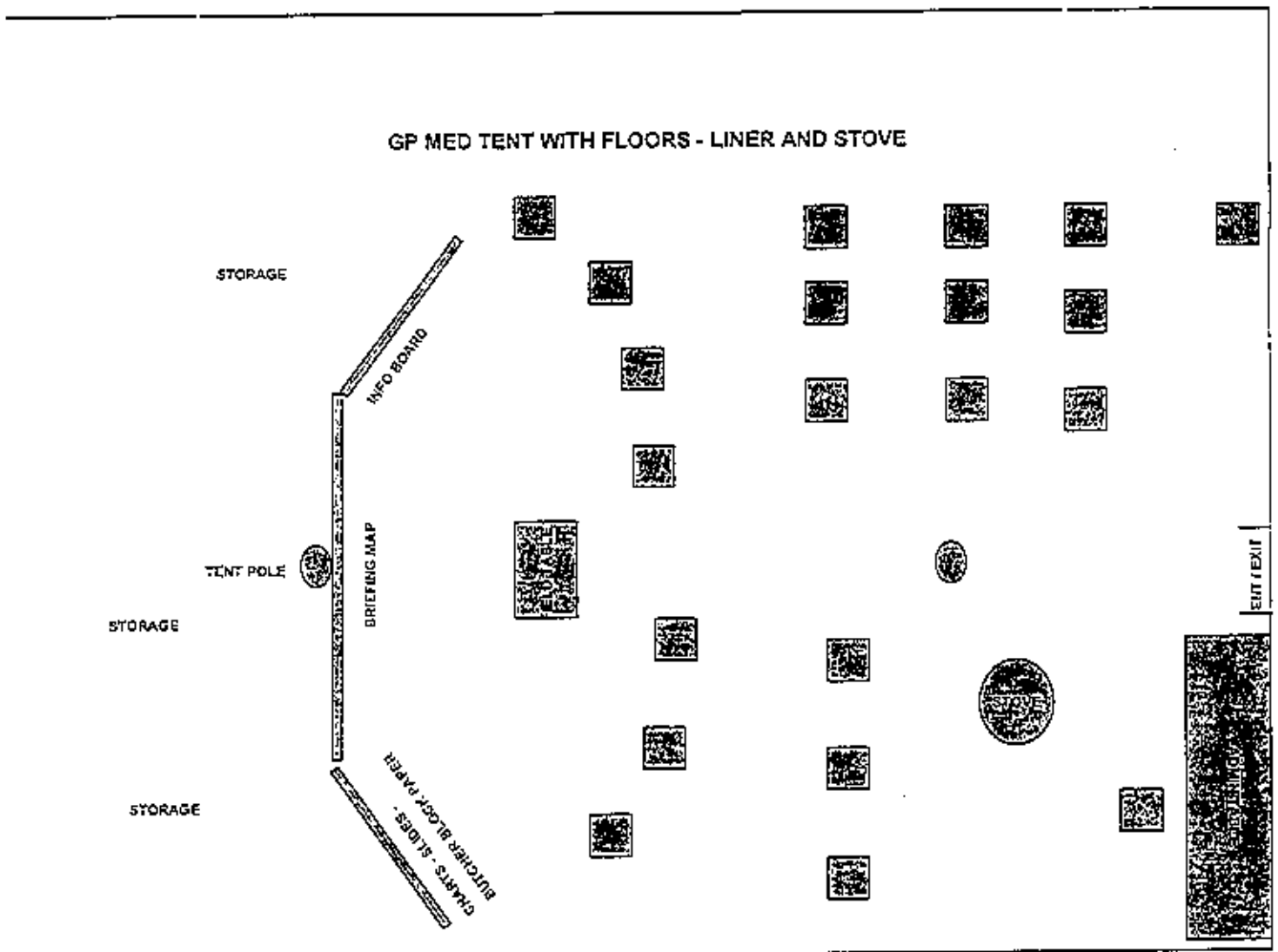


TAB C (ADMINISTRATIVE AND LOGISTICAL OPERATIONS CENTER (ALOC))
 TO APPENDIX 4 (DIAGRAMS OF CP, TOC, ALOC & BRIEFING TENT) TO
 ANNEX C (COMMAND POST ORGANIZATION AND OPERATIONS) TO THE
 800th MP BDE (EPW/CI) TACSOP

ALOC

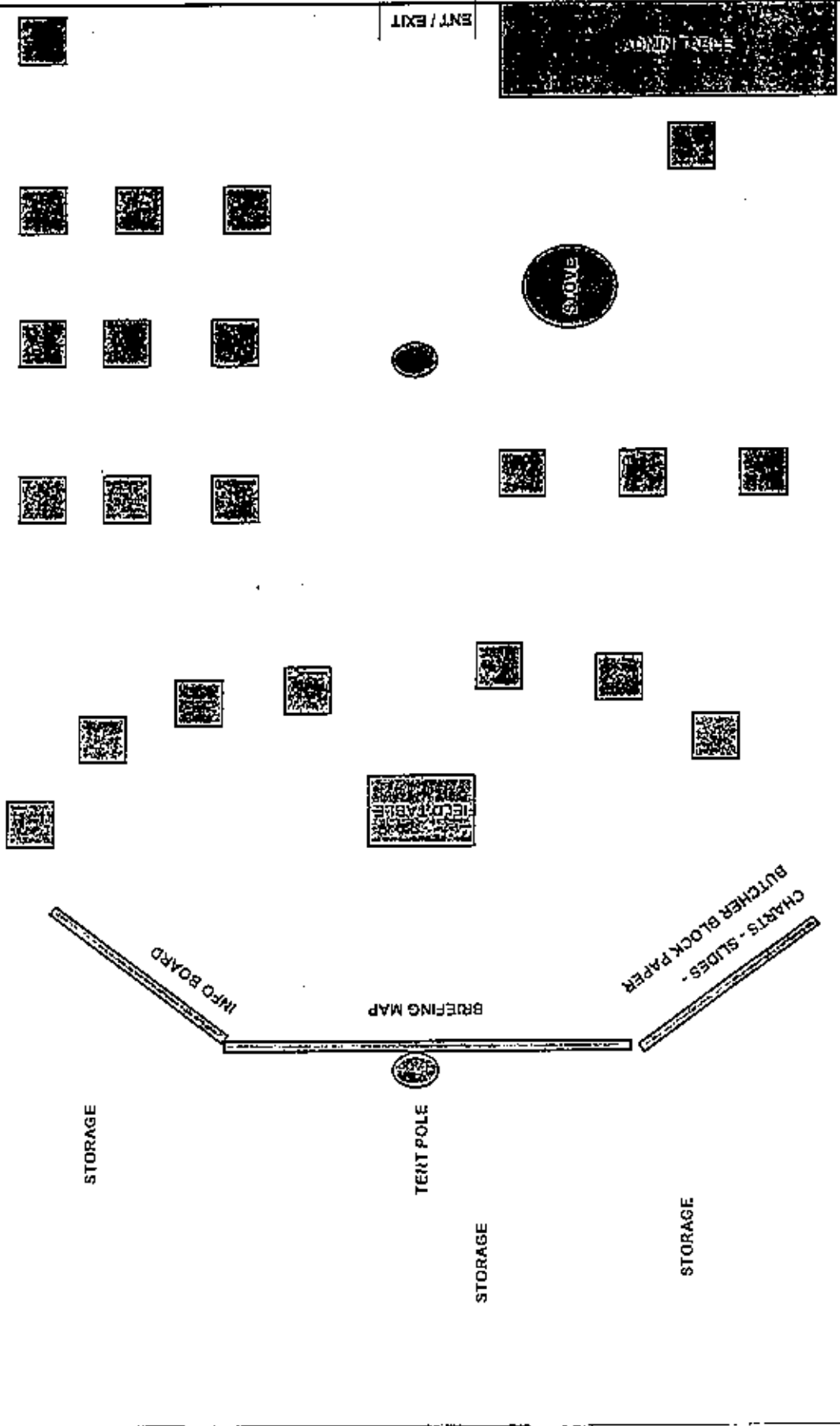


TAB D (BRIEFING TENT LAYOUT) TO APPENDIX 4 (DIAGRAMS OF CP, TOC, ALOC & BRIEFING TENT) TO ANNEX C (COMMAND POST ORGANIZATION AND OPERATIONS) TO THE 800th MP BDE (EPW/CI) TACSOP




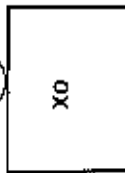
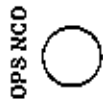


BRIEFING TENT LAYOUT

GP MED TENT WITH FLOORS - LINER AND STOVE

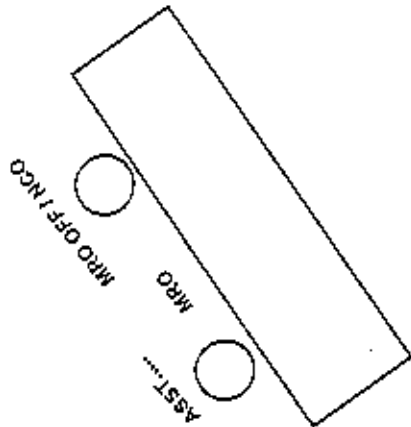



INTERNAL TOC

LAY OUT

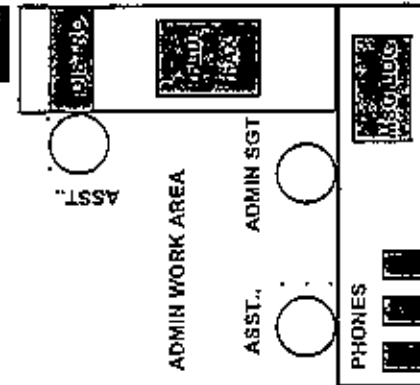


INTEL OFF / NCO



ENTRANCE


EXIT



CHARTS & INFO BOARD

S-3 MAP BOARD

S-2 MAP BOARD



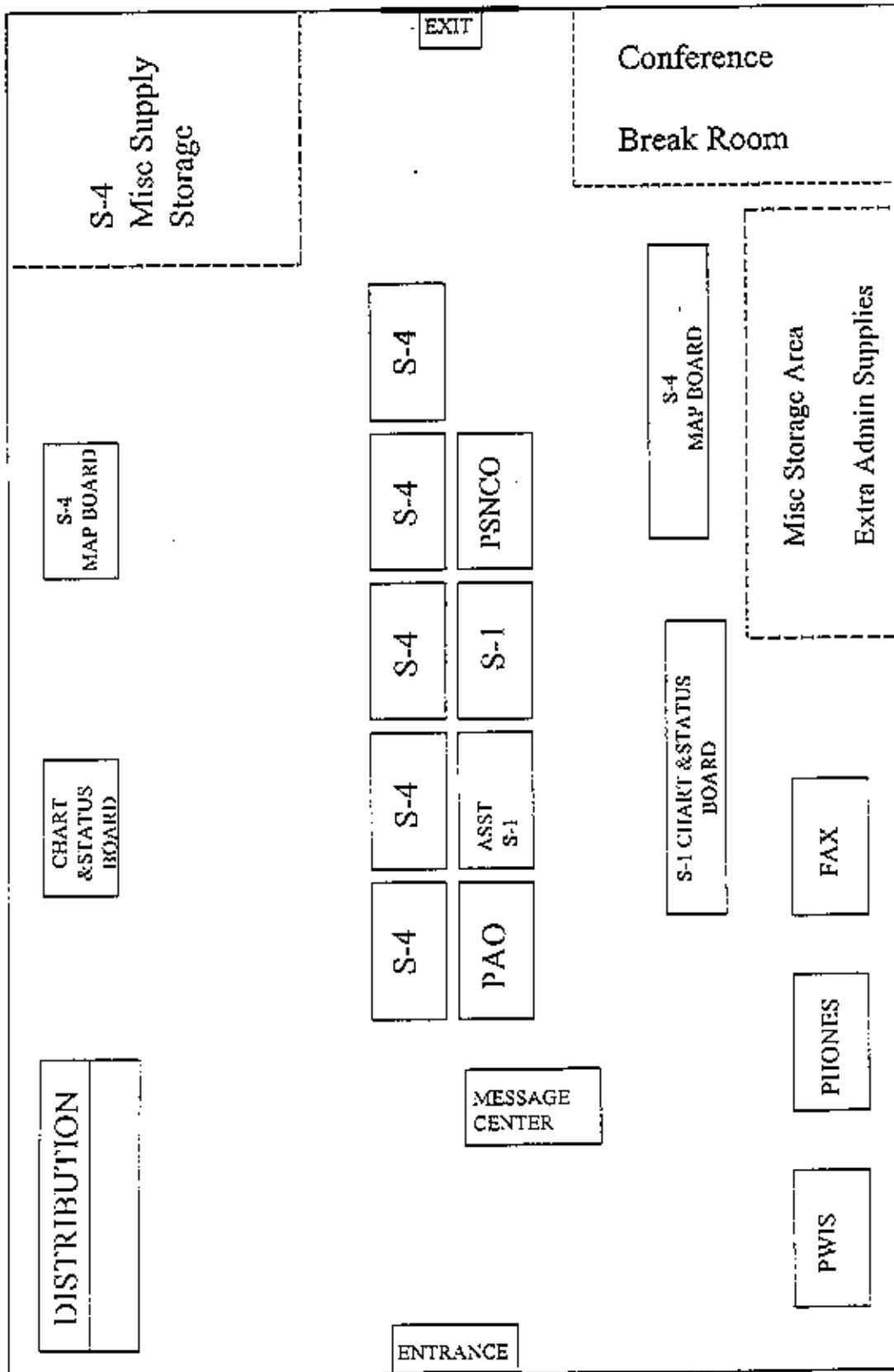
COMMO

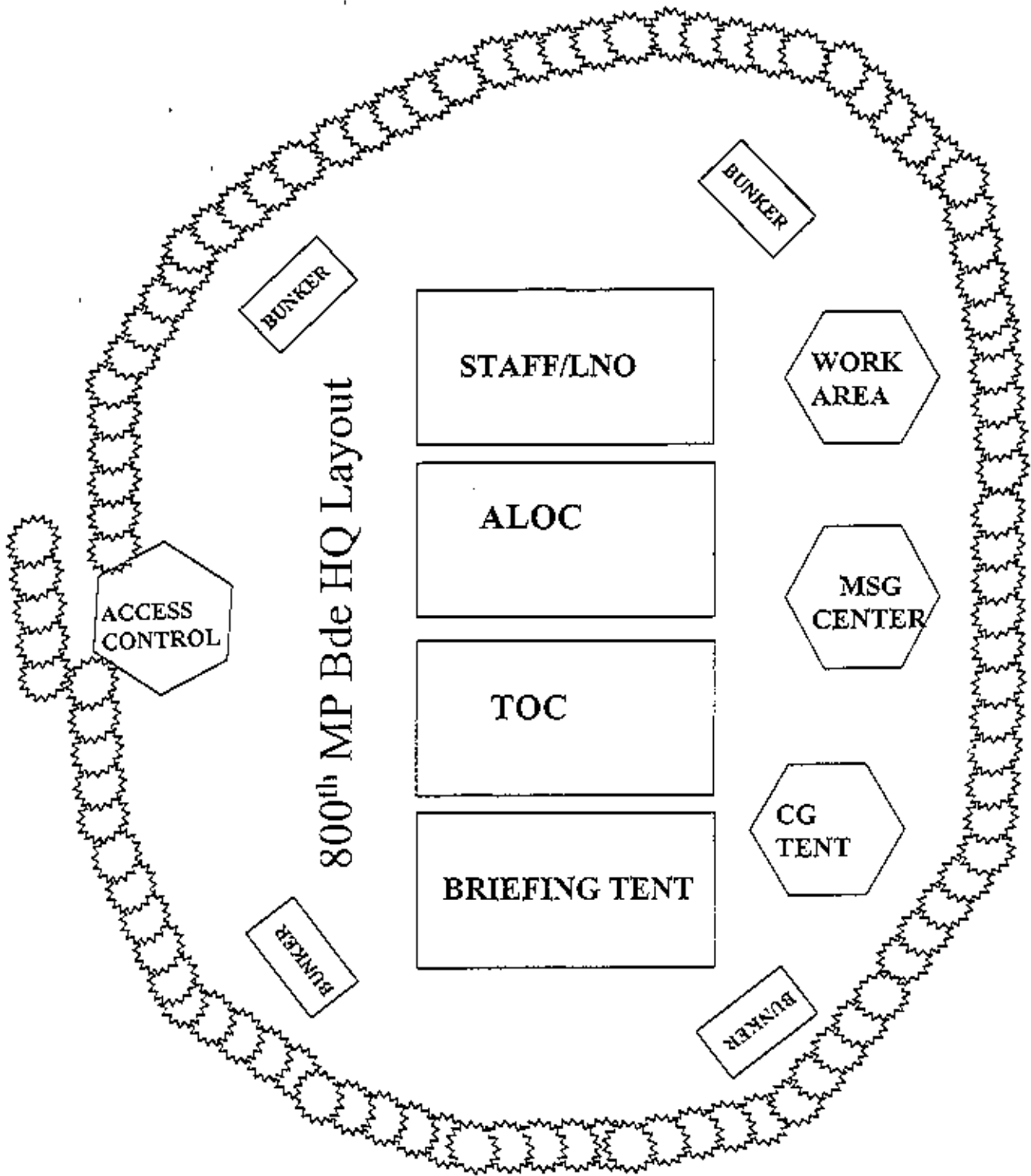


INTERNAL A-LOC

LAY OUT

AJOC





800th MP Bde HQ Layout

STAFF/LNO

ALOC

TOC

BRIEFING TENT

WORK
AREA

MSG
CENTER

CG
TENT

ACCESS
CONTROL

BUNKER

BUNKER

BUNKER

BUNKER



800th Military Police Brigade (I/R)



UNIT STATUS

<i>Unit</i>	<i>Personnel</i>	<i>Commo</i>	<i>Weapons</i>	<i>Vehicles</i>
	<input type="radio"/>	<input type="radio"/>	<input type="radio"/>	<input type="radio"/>
		<input checked="" type="radio"/> 100-90	<input checked="" type="radio"/> 89-80	<input checked="" type="radio"/> 79 >



800th Military Police Brigade (I/R)



CCIR-800th MP BDE



800th Military Police Brigade (I/R)



CCIR-377th TSC



800th Military Police Brigade (I/R)



CCIR-CFLCC



800th Military Police Brigade (I/R)



C + _____

THREATCON: _____

THREAT LEVEL: _____

MOPP LEVEL: _____

TIME ZONE IN USE: _____



800th Military Police Brigade (I/R) Essential Elements of Friendly Information (EEFI)



(Information Needed to Protect Friendly Forces from the
Enemy's Information Gathering Systems)



800th Military Police Brigade (I/R)



Priority Intelligence Requirements(PIR) (Information about the Enemy)



800th Military Police Brigade (I/R)



WEATHER

TEMP: LO _____ HI _____

WIND: _____

VISIBILITY: _____

SR: _____ SS: _____ MR: _____ MS: _____ MOON%: _____

NEXT 24-72 HRS: _____



800th Military Police Brigade (I/R)



HOST NATION ASSETS



800th Military Police Brigade (I/R)



CIVIL AFFAIRS ASSETS



800th Military Police Brigade (I/R)



TIME LINE

TIME	EVENT	POC
0000-0100		
0100-0200		
0200-0300		
0300-0400		
0400-0500		
0500-0600		
0600-0700		
0700-0800		
0800-0900		
0900-1000		
1000-1100		
1100-1200		
1200-1300		
1300-1400		
1400-1500		
1500-1600		
1600-1700		
1700-1800		
1800-1900		
1900-2000		
2000-2100		
2100-2200		
2200-2300		
2300-2400		



800th Military Police Brigade (I/R)



INTENT ONE LEVEL UP

INTENT TWO LEVELS UP



800th Military Police Brigade (I/R)



RESTATED MISSION

COMMANDER'S INTENT



800th Military Police Brigade (I/R)



RESTATED MISSION-1 LEVEL UP

COMMANDER'S INTENT-1 LEVEL UP



800th Military Police Brigade (I/R)



RESTATED MISSION-2 LEVELS UP

COMMANDER'S INTENT-2 LEVELS UP



800th Military Police Brigade (I/R)



SPECIFIED TASKS



800th Military Police Brigade (I/R)



SPECIFIED TASKS/ESSENTIAL TASKS



800th Military Police Brigade (I/R)



FACTS/ASSUMPTIONS



800th Military Police Brigade (I/R)



FACILITY STATUS

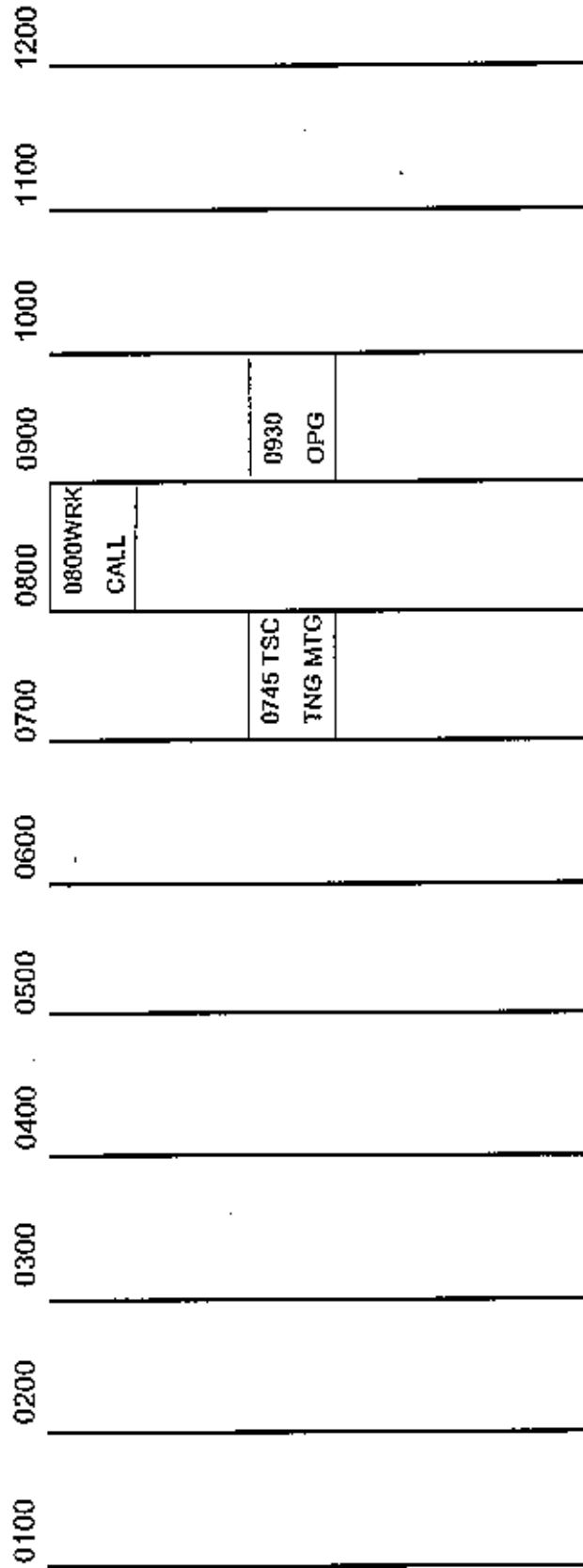
<p>___ MP BN</p>	<p>___ MP BN</p>	<p>___ MP BN</p>
<p>___ MP GD CO</p>	<p>___ MP GD CO</p>	<p>___ MP GD CO</p>
<p>___ MP GD CO</p>	<p>___ MP GD CO</p>	<p>___ MP GD CO</p>
<p>___ MP DET</p>	<p>___ MP DET</p>	<p>___ MP DET</p>
<p>___</p>	<p>___</p>	<p>___</p>
<p>G 100-90</p>	<p>A 89-80</p>	<p>B 79 ></p>



800th Military Police Brigade (I/R)



BATTLE RHYTHM

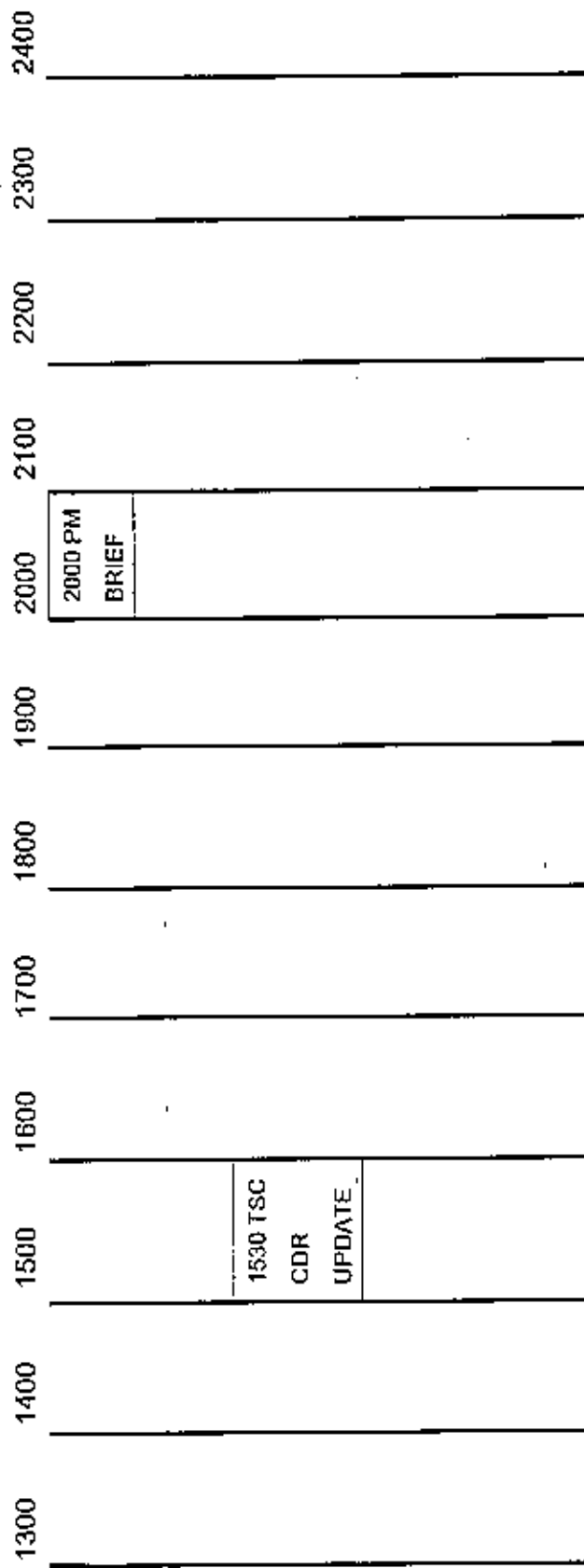




800th Military Police Brigade (I/R)



BATTLE RHYTHM





800th Military Police Brigade (I/R)



ANNEX E (RULES OF ENGAGEMENT) TO THE 800th MP BRIGADE (EPW/CI)
TACSOP

1. REFERENCES.

a. FM 27-10, The Law of Land Warfare

b. Annex D, Standing Rules of Engagement (SROE) for US Forces, to Chapter 3 (Operations) to USARCENT/MARCENT Deputy Joint Force Land Component Commander HQ SOP.

c. AR 190-8, OPNAVINST 3461.6, AFJI 31-304, MCO 3461.1, Enemy Prisoners of War, Retained Personnel, Civilian Internees and Other Detainees, 1 October 1997

d. AR 190-28, Use of Force by Personnel Engaged in Law Enforcement and Security Duties

e. FM 19-15, Civil Disturbances

f. FM 3-19-40, Internment/Resettlement Operations, 1 August 2001

g. FM 19-60, Confinement and Correctional Treatment of US Military Prisoners

2. PURPOSE. This annex defines the Rules of Engagement (ROE), explaining their purpose and sources, and sets forth responsibilities for their drafting and development.

3. SCOPE. This annex discusses rules on targeting and methods of engagement. This gives soldiers and leaders a framework for deciding whether and how to engage or treat specific targets on the battlefield. Appendix I provides standing rules of engagement, but theater specific requirements may be modified by OPLAN/OPORD.

4. RESPONSIBILITIES.

a. ROE will be incorporated into every 800th MP Brigade (EPW/CI) OPLAN and OPORD, as applicable.

b. The ROE is developed by the Staff Judge Advocate (SJA) under the direction of the S-3.

c. The Brigade Commander will approve all ROE before publication.

5. GENERAL.

a. Definition of ROE. ROE are directives that a government may establish to delineate the circumstances and limitations under which its own naval, ground, and air forces will initiate and/or continue combat engagement with enemy forces.

ANNEX E (RULES OF ENGAGEMENT) TO THE 800th MP BRIGADE (EPW/CI)
TACSOP

b. Purpose of ROE. ROE have the following principal purposes:

- (1) To ensure compliance with the Law of War (LOW).
- (2) To ensure compliance with presidential orders, US law, Army regulations, and higher headquarters' ROE.
- (3) To minimize political and international fallout.
- (4) To enhance the confidence and aggressiveness of soldiers and leaders at all levels by providing them with clear coherent guidance.

6. Law Of War. The Law of War (LOW) defines the outermost limit of permissible conduct in time of war. No rules of engagement can authorize violations of LOW. All ROE will be drafted IAW the LOW.

7. Limitations On Use Of Weapons Systems. All US weapons and ammunition procured through normal armed forces supply channels are legal. These weapons will not be modified to cause unnecessary suffering.

8. Protected Persons. Units will take every precaution to ensure that they do not endanger the following categories of persons: noncombatants, combatants who are out of combat, or EPW/CI's.

9. Riot Control Agents: Use of riot control agents will be released by the National Command Authority or to a commander who is delegated the authority.

Appendixes

1. Use of Force
2. Standard Rules of Engagement
3. Sample Rules of Engagement Card

APPENDIX 1 (USE OF FORCE) TO ANNEX E (RULES OF ENGAGEMENT) TO
THE 800th MP BRIGADE (EPW/CI) TACSOP

1. REFERENCES.

a. AR 190-8,, , OPNAVINST 3461.6, AFJI 31-504, MCO 3461.1, Enemy Prisoners of War, Retained Personnel, Civilian Internees and Other Detainees, 1 October 1997

b. AR 190-28, Use of Force by Personnel Engaged in Law Enforcement and Security Duties

c. FM 19-15, Civil Disturbances

d. FM 3-19-40 ,Internment/Resettlement Operations

e. FM 19-60, Confinement and Correctional Treatment of US Military Prisoners

2. PURPOSE: This Appendix provides guidance to all guard force personnel in the appropriate use of force in the protection of EPW/CI, the protection of EPW/CI facilities, and the control of unruly or rebellious EPW/CI populations and/or US prisoners in custody.

3. POLICY:

a. Military police personnel of this brigade involved in the custody of EPW/CIs at the theater EPW/CI IF will not carry weapons into the IF.

b. Those Military Police involved in the custody of US personnel will carry loaded magazines in their ammunition pouches.

c. In all cases Military Police will have their weapons on safe and at NO time will a round be in the chamber.

d. Rounds will be chambered only upon the direction of the senior NCO or OIC. Weapons will be loaded upon the direction of the NCOIC or OIC of the shift.

f. Upon relief, the NCOIC will have the individual guard, one at a time, perform the following weapons clearance procedure:

(1) Ensure the weapon is on safe.

(2) Remove the magazine.

(3) Point the weapon skyward, and away from personnel.

APPENDIX 1 (USE OF FORCE) TO ANNEX E (RULES OF ENGAGEMENT) TO
THE 800th MP BRIGADE (EPW/CI) TACSOP

(4) Pull the bolt to the rear and lock it. The NCOIC and guard will look into the chamber and ensure that it is clear. The weapon will be returned to Port Arms, where the NCOIC will insert a cleaning rod into the barrel of the weapon and clear it. The weapon will remain at Port Arms and pointed skyward during this procedure.

(5) Release the bolt to the forward position, close the dust cover.

(6) Ensure the weapon is on safe.

g. Notify the OIC / NCOIC immediately if you chamber a round.

h. Any changes to the proceeding guidance will be reported through the Sergeant of the Guard by Officer of the Guard.

i. Military Police engaged in the control of EPW/CI and US prisoners will use force only when they cannot fulfill their duties without it. Minimum force will be used initially, only as a last resort will deadly physical force be used.

j. Commanders will develop a plan to use non-lethal devices such as batons when adequate for Military Police personnel to safely accomplish the mission. Commanders will make every attempt possible to have members of their units certified in the use of and training of non-lethal weapon systems.

k. The use of force will be dependent upon the situation. Accordingly, it should be applied on the following scale:

(1) The use of verbal persuasion and direct orders.

(2) The use of unarmed defense techniques.

(3) Use of riot control agents dependent upon host nation or local restrictions.

(4) Use of Military Police baton or riot control baton.

l. As a last resort, the use of deadly force will be applied only upon the direction of properly authorized individuals and only after a proper challenge and order to halt has been issued. The challenge and order to halt must be in the language of the EPW/CI population or other individuals involved. Military Police must be instructed on how to issue the appropriate commands in the proper language.

4. USE OF DEADLY FORCE:

a. DEFINITION: Deadly force is destructive physical force directed against a person or persons (e.g. Firing a lethal weapon). It will be used only in extreme need, when all lesser means have failed or cannot be reasonably used.

APPENDIX 1 (USE OF FORCE) TO ANNEX E (RULES OF ENGAGEMENT) TO
THE 800th MP BRIGADE (EPW/CI) TACSOP

- b. The use of deadly force can be used for one or more of the following reasons:
- (1) In self-defense, when an MP or guard has been placed in a position of imminent danger of death or serious injury.
 - (2) To protect property related to national security when necessary to prevent:
 - (a) Theft, damage, espionage of property, or information considered vital to national security.
 - (b) Theft, damage or espionage of property or information although not considered vital, is substantially important to national security to warrant the application of deadly force.
 - (c) The escape of an individual who may have been involved in (a) or (b) cited above.
 - (d) To prevent the theft of weapons or munitions which could cause harm to US or allied forces.
 - (e) To prevent serious offenses against US allied forces or prisoners in custody.
 - (f) To apprehend a suspect reasonably believed to have committed any of the offenses cited in (a) , (b) , (d),or (e) above.
 - (g) To prevent the escape of prisoner (when authorized by a commander or other competent authority and when deemed reasonably necessary).
 - (h) To obey a lawful order from a higher authority governed by AR 190-8, OPNAVINST 3461.6, AFJI 31-304, MCO 3461.1, and cited in this TACSOP.
- c. A commander or other competent authority will specify what property or information is vital to national security or substantially important, that its theft, damage or compromise would warrant the use of deadly physical force to prevent.
- d. A commander may further restrict the use of deadly force. however, those restrictions should not unduly compromise US security interest or place US personnel in jeopardy.
5. USE OF FIREARMS. Should it be necessary to use deadly force in any of the circumstances described in paragraph 4 above, observe the following precautions when possible:

APPENDIX I (USE OF FORCE) TO ANNEX E (RULES OF ENGAGEMENT) TO
THE 800th MP BRIGADE (EPW/CI) TACSOP

- a. Give an order to halt three (3) times before firing, in the language of the country.
 - b. Do NOT fire shots if those shots are likely to harm innocent bystanders.
 - c. Warning shots will not be fired unless in the judgement of Military Police or security personnel, their use would serve to control the situation without resorting to the use of deadly force.
 - d. In all instances when the use of deadly force has been authorized, any shots fired will be aimed to disable, not to kill. If conditions are such as to preclude the placement of a well-aimed disabling shot, those conditions will not rule out the use of deadly force where it is warranted.
6. Commanders of personnel assigned to security, US prisoner, and EPW/CI custody missions will ensure that, as a minimum, those personnel will be knowledgeable in the following:
- a. AR 190-28 and this TACSOP, regarding the use of deadly force.
 - b. The use of:
 - (1) Unarmed defense techniques.
 - (2) The Military Police baton and riot baton.
 - c. The use of the individual chemical aerosol irritant protectors, and riot control agent dispersers and their employment.
 - d. Their assigned weapons and crew served weapon if applicable.
7. Commanders will:
- a. Ensure individuals with law enforcement duties qualify annually with their individual and crew served weapon.
 - b. Provide refresher training to Military Police personnel regarding the use of force to ensure continued familiarity with the regulations.
 - c. Ensure personnel are knowledgeable in all those security measures that must be implemented before the use of deadly force is authorized.
8. Deadly Force in the EPW/CI Environment: LAW AR 190-8, paragraph 3-6, Discipline and Security, deadly force is authorized the use of preventing escape, if no other means are available. The following steps must be taken before the use of deadly force is employed.

APPENDIX I (USE OF FORCE) TO ANNEX E (RULES OF ENGAGEMENT) TO
THE 800th MP BRIGADE (EPW/CI) TACSOP

- a. The camp commander will ensure that all EPW/CI understand the meaning of the English word "HALT".
- b. The guard must be familiar with the term for "HALT" in the language of the EPW/CI. If an EPW/CI attempts to escape the guard must shout "HALT" three (3) times.
- c. If the attempt to escape is from a fenced-in enclosure, the detainee will not be fired upon unless the person has actually cleared the outside wire and is continuing their efforts to escape.
- d. The use of deadly force is authorized to prevent an act of violence by all EPW/CI against another EPW/CI or a member of the guard force or enclosure personnel, providing all necessary prior measures to prevent the act have been employed.
- e. Guard towers will be located on the perimeters of each enclosure and will be constructed so as to provide a secure platform for the employment of weapons to prevent escape. The use of weapons from the guard towers are a last resort to control major incidents within the wire. Fields of fire will be carefully controlled to preclude damage to adjacent towers and US personnel manning those towers. Weapons will be securely placed to prevent shifting during employment of the weapon.
- f. Escort guards will employ sufficient numbers of personnel to control the EPW/CI in their custody according to the method of transport. Guards must be aware that they not only have the responsibility to prevent escape of EPW/CI in their custody, but also to protect them from hostile acts, which require the use of deadly force. All the previous cited stipulations apply in either case.
- g. The guarding of EPW/CI in medical channels will normally be a joint operation with the US Military Police working with host nation Military Police assets. Guidance for the use of force when guarding EPW/CI in medical channels is covered in Appendix X (Guard SOP for the EPW/CI in Medical Channels) to Annex P, 800th MP BRIGADE TACSOP.

9. Use of Force as it Pertains to US Personnel in Custody.

- a. Each facility will draw up an emergency control plan to:
 - (1) Restore and maintain order in the event of minor disturbance.
 - (2) Regain control and maintain order in the event of a major disorder (RIOT).
 - (3) Overcome prisoner disorders that occur outside the facility.
- b. The emergency control plan will define those measures of force deemed necessary to restore order in the facility, and include a delegation of those individuals authorized to

APPENDIX 1 (USE OF FORCE) TO ANNEX E (RULES OF ENGAGEMENT) TO
THE 800th MP BRIGADE (EPW/CI) TACSOP

direct the use of those measures. These measures will be strictly limited to that force which is deemed reasonable and necessary under all attendant circumstances. Individuals cited in the delegation of authority must authorize the levels of the use of force. The measures of force to be employed within the facility are:

- (1) A show of force by guard personnel or the reaction force.
- (2) Use of high-pressure water and or CS riot control agent.
- (3) Use of physical force other than lethal weapons.
- (4) Fire by selected marksmen.

(5) Use of full firepower. When this measure is directed and authorized all firing will be aimed to disable rather than to kill.

c. When using physical force, sufficient personnel will be employed to prevent injury to the prisoner.

d. Disorders occurring inside the correctional facility

(1) After exhausting all efforts to restore order (to include counseling, warning, reprimand, and direct order), if the disturbance continues and the prisoner(s) attempt to escape the guard will:

(a) In a loud voice, three (3) times call upon the prisoner(s) to "HALT".

(b) If the prisoner(s) continues his attempt to escape after the order "HALT" is repeated three (3) times and if the prisoner has gotten through all the barriers preventing the escape, the guard(s) will direct fire at the prisoner(s); aim to disable, rather than to kill.

e. Guards will NOT fire at an escaping prisoner if that fire will endanger the lives of innocent bystanders.

f. The use of deadly force in any circumstance is only justified when all other measures have been taken and there are no other reasonable means left to prevent the escape.

g. The guard will immediately notify the facility commander of the incident, all remaining prisoners will be returned to the facility. The commander of the facility or his delegate will assume command at the incident site and initiate a preliminary investigation of the incident.

APPENDIX 2 (STANDARD RULES OF ENGAGEMENT) TO ANNEX E (RULES OF ENGAGEMENT) TO THE 800TH MP BRIGADE (EPW/CI) TACSOP

1. PURPOSE AND SCOPE

a. The purpose of these SROE is to provide implementation guidance on the inherent right and obligation of self-defense and the application of force for mission accomplishment. The SROE establish fundamental policies and procedures governing the actions to be taken by US force commanders during all military operations, contingencies, or prolonged conflicts.

b. Except as augmented by supplemental rules of engagement (ROE) for specific operations, missions, or projects, the policies and procedures establish herein remain in effect until rescinded.

c. U.S. forces operating with multinational forces:

(1) U.S. forces assigned to the operational control (OPCON) of a multinational force will follow the ROE of the multinational force unless otherwise directed by the National Command Authorities (NCA). U.S. forces will be assigned and remain OPCON to a multinational force only if the combatant commander and higher authority determine that the ROE for that multinational force are consistent with the policy guidance on unit self-defense contained in this document.

(2) When U.S. forces, under U.S. OPCON, operate in conjunction with a multinational force, reasonable efforts will be made to effect common ROE. If such ROE cannot be established, U.S. forces will exercise the right and obligation of self-defense contained in this document while seeking guidance from the appropriate combatant command. To avoid mutual interference, the multinational forces will be informed prior to U.S. participation in the operation of the U.S. forces' intentions to operate under these SROE and to exercise unit self-defense.

(3) Participation in multinational operations may be complicated by varying national obligations derived from international agreements; i.e., other members in a coalition may not be signatories to treaties that bind the United States, or they may be bound by treaties to which the United States is not a party. U.S. forces still remain bound by U.S. treaty obligations even if the other members in a coalition are not signatories to a treaty and need not adhere to its terms.

d. Commanders of U.S. forces subject to intentional agreements governing their presence in foreign countries (e.g., Status of Forces Agreements) are not relieved of the inherent authority and obligation to use all necessary means available and to take all appropriate action for unit self-defense.

APPENDIX 2 (STANDARD RULES OF ENGAGEMENT) TO ANNEX E (RULES OF ENGAGEMENT) TO THE 800TH MP BRIGADE (EPW/CI) TACSOP

e. U.S. forces in support of operations not under operational or tactical control of a combatant commander or performing missions under direct control of the NCA, Military Departments, or other U.S. government departments/agencies (i.e., marine security guards, certain special security forces) will operate under use-of-force or ROE promulgated by those departments or agencies.

f. U.S. Coast Guard (USCG) units and units under USCG OPCON conducting law enforcement operations, and USCG personnel using their law enforcement authority, will follow the use-of-force policy issued by the Commandant, USCG. Nothing in the USCG use-of-force policy negates a commander's inherent authority and obligation to use all necessary means available and to take all appropriate action for unit self-defense in accordance with these SROE.

g. The guidance in this document does not cover U.S. forces deployed to assist federal and local authorities during times of civil disturbance within the territorial jurisdiction of any state, the District of Columbia, Commonwealths of Puerto Rico and the Northern Marianas, U.S. possessions, and U.S. territories. Forces in these situations will follow use-of-force policy found in DOD Civil Disturbance Plan, "Garden Plot" (Appendix 1 to Annex C of Garden Plot).

h. U.S. forces deployed to assist foreign, federal, and local authorities in disaster assistance missions, such as earthquakes and hurricanes, will follow use-of-force guidelines as set forth in the mission's execute order and subsequent orders.

i. U.S. forces will always comply with the Law of Armed Conflict. However, not all situations involving the use-of-force are armed conflicts under international law. Those approving operational rules of engagement (ROE) must determine if the international recognized Law of Armed Conflict applies. In those circumstances when armed conflict, under international law, does not exist, Law of Armed Conflict principles may nevertheless be applied as a matter of national policy. If armed conflict occurs, the actions of U.S. forces will be governed by both the Law of Armed Conflict and rules of engagement (ROE).

2. POLICY

a. These rules do not limit a commander's inherent authority and obligation to use all necessary means available and to take all appropriate action in self-defense of the commander's unit and other U.S. forces in the vicinity.

APPENDIX 2 (STANDARD RULES OF ENGAGEMENT) TO ANNEX E (RULES OF ENGAGEMENT) TO THE 800TH MP BRIGADE (EPW/CI) TACSOP

b. U.S. national security policy serves to protect the United States, U.S. forces, and, in certain circumstances, U.S. citizens and their property, U.S. commercial assets, and other designated non-U.S. forces, foreign nationals, and their property from hostile attack. U.S. national security policy is guided, in part, by the need to maintain a stable international environment compatible with U.S. national security interests. In addition, U.S. national security interests guide our global objectives of deterring armed attack against the United States across the range of military operations, defeating an attack should deterrence fail, and preventing or neutralizing hostile efforts to intimidate or coerce the United States by the threat or use of armed force or terrorist actions. Deterrence requires clear and evident capability and resolve to fight at any level of conflict and, if necessary, to increase deterrent force capabilities and posture deliberately so that any potential aggressor will assess its own risks as unacceptable. U.S. policy, should deterrence fail, provides flexibility to respond to crises with options that:

- (1) Are proportional to the provocation.
- (2) Are designed to limit the scope and intensity of the conflict.
- (3) Will discourage escalation.
- (4) Will achieve political and military objectives.

3. INTENT. These SROE are intended to:

- a. Provide general guidelines on self-defense and are applicable worldwide to all echelons of command
- b. Provide guidance governing the use of force consistent with mission accomplishment.
- c. Be used in operations other than war, during transition from peacetime to armed conflict or war, and during armed conflict in the absence of superseding guidance.

4. COMBATANT COMMANDERS' SROE

- a. Combatant commanders may augment these SROE as necessary to reflect changing political and military policies, threats, and missions specific to their AOR. When specific standing rules governing the use of force in a combatant commander's AOR are required that there are different from these SROE, they will be submitted to the Chairman of the Joint Chiefs of Staff for NCA approval.
- b. Combatant commanders will distribute these SROE to subordinate commanders and units for compliance.

APPENDIX 2 (STANDARD RULES OF ENGAGEMENT) TO ANNEX E (RULES OF ENGAGEMENT) TO THE 800TH MP BRIGADE (EPW/CI) TACSOP

5. DEFINITIONS

a. **INHERENT RIGHT OF SELF-DEFENSE.** A commander has the authority and obligation to use any necessary means available and to take all appropriate action to defend that commander's unit and other U.S. forces in the vicinity from a hostile act or demonstrated hostile intent. Neither these rules, nor the supplemental measures activated to augment these rules, limit this inherent right and obligation. At all times, however, the requirements of necessity and proportionality as amplified in these SROE will be the basis for the judgement of the commander as to what constitutes an appropriate response to a particular hostile act or demonstration of hostile intent.

b. **NATIONAL SELF-DEFENSE.** National self-defense is the act of defending the United States, U.S. forces, and in certain circumstances, U.S. citizens and their property, U.S. commercial assets, and other designated non-U.S. forces, foreign nationals and their property, from a hostile act or hostile intent. Once a force or terrorist unit is declared hostile by appropriate authority exercising the right and obligation of national self-defense individual U.S. units do not need to observe a hostile act or determine hostile intent before engaging that force.

NOTE: COLLECTIVE SELF-DEFENSE, as a subset of national self-defense, is the act of defending other designated non-U.S. forces, personnel and their property from a hostile act or demonstration of hostile intent. Only the NCA may Authorize U.S. forces to exercise collective self-defense.

c. **UNIT SELF DEFENSE.** Unit self defense is the act of defending a particular unit of U.S. forces, including Elements or personnel thereof, and other U.S. forces in the vicinity, against a hostile act or hostile intent. The need to exercise unit self-defense may arise in many situations such as localized low-level conflicts, TACSOP humanitarian efforts, peace enforcement actions, terrorist response, or prolonged engagements. Individual self-defense is a subset of unit self-defense

d. Elements of Self Defense. The application of armed force in self-defense requires the following two elements:

(1) **NECESSITY.** A hostile act occurs or a force or terrorist unit exhibits hostile intent.

(2) **PROPORTIONALITY.** The force used must be reasonable in intensity, duration, and magnitude, based on all facts known to the commander at the time, to decisively counter the hostile intent and to ensure the continued safety of U.S. forces.

APPENDIX 2 (STANDARD RULES OF ENGAGEMENT) TO ANNEX E (RULES OF ENGAGEMENT) TO THE 800TH MP BRIGADE (EPW/CI) TACSOP

e. **HOSTILE ACT.** A hostile act is an attack or other use of force by a foreign force or terrorist unit (organization or individual) against the United States, U.S. forces, and in certain circumstances, U.S. citizens, their property, U.S. commercial assets, and other designated non-U.S. forces, foreign nationals and their property. It is also force used directly to preclude or impede the mission and/or duties of U.S. forces, including the recovery of U.S. personnel and vital U.S. Government property. When a hostile act is in progress, the right exists to use proportional force, including armed force, in self defense by all necessary means available to deter or neutralize the potential attacker or, if necessary, to destroy the threat.

f. **HOSTILE INTENT.** Hostile intent is the threat of imminent use of force by a foreign force or terrorist unit (organization or individual) against the United States, U.S. forces, and in certain circumstances, U.S. citizens, their property, U.S. commercial assets, or other designated non-U.S. forces, foreign nationals and their property. When hostile intent is present, the right exists to use proportional force, including armed force, in self-defense by all necessary means available to deter or neutralize the potential attacker or, if necessary, to destroy the threat.

g. **HOSTILE FORCE.** Any force or terrorist unit (civilian, paramilitary, or military), with or without national designation, that has committed a hostile act, demonstrated hostile intent, or has been declared hostile.

6. **DECLARING FORCES HOSTILE.** Once a force is declared hostile by appropriate authority, U.S. units need not observe a hostile act or a demonstration of hostile intent before engaging that force. The responsibility for exercising the right and obligation of national self-defense and clearing a force hostile is a matter of the utmost importance demanding considerable judgement of command. All available intelligence, the status of international relationships, the requirements of international law, the possible need for a political decision, and the potential consequences for the United States must be carefully weighed. Exercising the right and obligation of national self-defense by competent authority is in addition to and does not supplant the right and obligation to exercise unit self-defense.

7. AUTHORITY TO EXERCISE SELF-DEFENSE.

a. **NATIONAL SELF-DEFENSE.** The authority to exercise national self-defense is outlined in Appendix A to Enclosure A of this Annex.

b. **COLLECTIVE SELF-DEFENSE.** Only the NCA may authorize the exercise of collective self-defense.

APPENDIX 2 (STANDARD RULES OF ENGAGEMENT) TO ANNEX E (RULES OF ENGAGEMENT) TO THE 800TH MP BRIGADE (EPW/CI) TACSOP

c. UNIT SELF-DEFENSE. A unit commander has the authority and obligation to use all necessary means available and to take all appropriate action to defend the unit, including elements and defending against a hostile act or hostile intent under these SROE, unit commanders should use only that degree of force necessary to decisively counter the hostile act or hostile intent and to ensure the continued safety of U.S. forces.

8. ACTION IN SELF-DEFENSE.

a. MEANS OF SELF-DEFENSE. All necessary means available and all appropriate actions may be used in self-defense. The following guidelines apply for unit or national self-defense:

(1) ATTEMPT TO CONTROL WITHOUT THE USE OF FORCE. The use of force is normally a measure of last resort. When time and circumstances permit, the potentially hostile force should be warned and given the opportunity to withdraw or cease threatening actions.

(2) USE PROPORTIONAL FORCE TO CONTROL THE SITUATION. When the use of force in self-defense is necessary, the nature, duration, and scope of the engagement should not exceed that which is required to decisively counter the hostile act or hostile intent and to ensure the continued safety of U.S. forces or other protected personnel or property.

(3) ATTACK TO DISABLE OR DESTROY. An attack to disable or destroy a hostile force is authorized when such action is the only prudent means by which a hostile act or hostile intent can be prevented or terminated. When such conditions exist, engagement is authorized only until the hostile force no longer poses an imminent threat.

b. IMMEDIATE PURSUIT OF HOSTILE FOREIGN FORCES. In self-defense, U.S. forces may pursue and engage a hostile force that has committed a hostile act or demonstrated hostile intent and that remains an imminent threat.

c. DEFENDING U.S. CITIZENS, PROPERTY, AND DESIGNATED FOREIGN NATIONALS.

(1) WITHIN A FOREIGN NATION'S U.S. RECOGNIZED TERRITORY OR TERRITORIAL AIRSPACE. A foreign nation has the principal responsibility for defending U.S. citizens and property within these areas.

(2) AT SEA. Detailed guidance contained in Annex A to Appendix B of this Annex.

APPENDIX 2 (STANDARD RULES OF ENGAGEMENT) TO ANNEX E (RULES OF ENGAGEMENT) TO THE 800TH MP BRIGADE (EPW/CI) TACSOP

(3) IN INTERNATIONAL AIRSPACE. Protecting civil aircraft in international airspace is principally the responsibility of the nation of registry. Guidance for certain cases of actual or suspected hijacking of airborne U.S. or foreign civil aircraft is contained in MCM-102-92, 24 July 1992, "Hijacking of Civil Aircraft."

(4) TERRORISM. Terrorist attacks are usually undertaken by civilian or paramilitary organizations, or by individuals under circumstances in which a determination of hostile intent may be difficult. The definitions of hostile act and hostile intent set forth above will be used in situations where terrorist attacks are likely. The term "hostile force" includes terrorist units when used in this document. When circumstances and intelligence dictate, supplemental ROE will be issued to meet this special threat.

(5) PIRACY. Piracy is defined as an illegal act of violence, depredation (i.e., plundering, robbing, or pillaging), or detention in or over international waters committed for private ends by the crew or passengers of a private ship or aircraft against another ship or aircraft or against persons or property on board such a ship or aircraft. U.S. warships and aircraft have an obligation to repress piracy on or over international waters directed against any vessel, or aircraft, whether U.S. or foreign flagged. If a pirate vessel or aircraft fleeing from pursuit proceeds into the territorial sea, archipelagic waters, or superjacent airspace of another country every effort should be made to obtain the consent of nation sovereignty to continue pursuit. Where circumstances permit, commanders will seek guidance from higher authority before using armed force to repress and aft of piracy.

d. OPERATIONS WITHIN OR IN THE VICINITY OF HOSTILE FIRE OR COMBAT ZONES NOT INVOLVING THE UNITED STATES.

(1) U.S. forces should not enter, or remain in, a zone in which hostilities (not involving the United States) are imminent or occurring between foreign forces unless directed by proper authority.

(2) If a force commits a hostile act or demonstrates a hostile intent against U.S. fire or combat zone, the commander is obligated to act in unit self-defense in accordance with SROE guidelines.

e. RIGHT OF ASSISTANCE ENTRY

(1) Ships, or under certain circumstances aircraft, have the right to enter a foreign territorial sea or archipelagic waters and corresponding airspace without the permission of the coastal or island state to engage in legitimate efforts to render emergency assistance to those in danger or distress from perils of the sea.

APPENDIX 2 (STANDARD RULES OF ENGAGEMENT) TO ANNEX E (RULES OF ENGAGEMENT) TO THE 800TH MP BRIGADE (EPW/CI) TACSOP

(2) Right of assistance extends only to rescues where the location of those in danger is reasonably well known. It does not extend to entering their territorial sea, archipelagic waters, or national airspace to conduct a search.

(3) For ships and aircraft rendering assistance on scene, the right and obligation of self-defense extends to and includes persons, vessels, or aircraft being assisted. The right of self-defense in such circumstances does not include interference with legitimate law enforcement actions of a coastal nation. However, once received on board the assisting ship or aircraft, persons assisted will not be surrendered to foreign authority unless directed by the NCA.

(4) Further guidance for the exercise of the right of assistance entry is contained in CJCS Instruction 2410.01, 20 July 1993, "Guidance for the Exercise of Right Assistance Entry."

APPENDIX 3 (SAMPLE STANDARD RULES OF ENGAGEMENT CARD) TO
ANNEX E (RULES OF ENGAGEMENT) TO THE 800TH MP BRIGADE (EPW/CI)
TACSOP

- NOTHING IN THESE RULES LIMITS THE AUTHORITY OF ANY GUARD TO USE ANY FORCE NECESSARY IN SELF DEFENSE OR IN DEFENSE OF ANOTHER FROM ATTACK BY A DETAINEE.
 - IF CIRCUMSTANCES DICTATE, DEADLY FORCE MAY BE USED IN SELF DEFENSE.
 - NEVER USE MORE FORCE THAN MINIMUM NECESSARY TO TO MAINTAIN DISCIPLINE AND COMPLIANCE WITH DETENTION FACILITY RULES.
 - WARNING SHOTS ARE NOT AUTHORIZED.
 - ESCAPING PRISONERS:
 - SHOUT "HALT" OR "KIF" THREE TIMES, THEREAFTER.
 - USE LEAST AMOUNT OF FORCE TO HALT DETAINEE,
 - IF NO OTHER MEANS IS AVAILABLE AND DETAINEE IS OUTSIDE OF EXTERIOR FENCE, USE OF DEADLY FORCE IS AUTHORIZED
 - RIOTING PRISONERS:
 - SHOUT "HALT, OR KIF" THREE TIMES, THEREAFTER.
 - USE NON LETHAL FORCE. AFTER AUTHORIZATION BY UNIT DESIGNATED REPRESENTATIVE
 - USE OF RIOT CONTROL AGENTS TO STOP A DETAINEE RIOT IS
- _____
- USE OF DEADLY FORCE IN DEFENSE OF GUARDS OR OTHERS HELD HOSTAGE BY DETAINEES IS AUTHORIZED

(FRONT)

English/Arabic Key Phrases

ENGLISH

ARABIC

SIT DOWN

OOW-GA-AD

STAND UP

ALLAH-IG- JURIC

KNEEL

OSE-JED

STOP

KIF

MOVE

IM-SHE

BE QUIET

MAFI-HACKEY

LIE FACE DOWN

THUMIC-AL-

THURD-ICH

NOW!

A-LAN!

(BACK)

ANNEX F (FORCE PROTECTION) TO THE 800th MP BDE (EPW/CI) FSOP

1. REFERENCES.

- a. Chapter 3 (The Threat) to FM 3-19.1 Military Police Operations
- b. FM 5-103, Survivability
- c. FM 100-14, Risk Management
- d. FM 101-5, Staff Organization and Operations
- e. Appendix 2 (Threat Conditions) to Annex I (NBC Operations) to Chapter 3 (Operations Division) to USARCENT/MARCENT JTF HQ SOP
- f. ARTEP 19-472-MTP, HHC, MP Brigade, Corps or TAACOM
- g. ARTEP 19-476-MTP, HHD, MP Battalion
- h. ARTEP 19-100-10, MP Drills
- i. Appendix B (Force Protection Conditions and Threat Levels) to AR 525-13 AntiTerrorism

2. PURPOSE. This annex defines the standard force protection measures conducted by personnel and units assigned or attached to this brigade when operating in a field environment.

3. RESPONSIBILITIES.

a. All sub-units and attachments will incorporate the requirements of this annex into unit FSOP and/or TACSOP.

b. The brigade commander reserves the authority to approve any changes to established Rules of Engagement Conditions (ROECON).

4. SPECIFIC. This annex addresses the interrelationship of brigade force protection operations in the following areas:

- a. Unit Force Protection Tasks
 - (1) Fighting/Survivability positions
 - (2) Risk Management
 - (3) Preventive Medicine.

ANNEX F (FORCE PROTECTION) TO THE 800th MP BDE (EPW/CI) FSOP

a. Unit Force Protection Tasks. Brigade/Battalion/company will drill on the following critical ARTEP tasks that support unit force protection. The following tasks are fundamental to successful field operations; repetitive training is essential to develop confidence and skill in individual and collective tasks.

- (1) Brigade Task/Battalion Task.
 - (a) Plan and Direct Force Protection Measures.
 - (b) Secure/Defend Unit Position.
 - (c) Prepare for Operations Under NBC Conditions.
 - (d) Plan and Direct Risk Management Measures.
 - (e) Coordinate Base/Base Cluster Defense Operations.
 - (f) Plan and direct Preventive Medicine Measures.
 - (h) Perform Personnel Safety and Soldier Sustainment.
- (2) Company Task.
 - (a) Secure/Defend Unit Position.
 - (b) Prepare for Operations Under NBC Conditions.
 - (c) Coordinate Base/Base Cluster Defense Operations.
 - (d) Perform Personnel Safety and Soldier Sustainment.

b. Fighting/Survivability Positions. As a decentralized force, MP will normally not occupy and defend a 360-degree perimeter, but rather collocate with adjacent units in a base forming a mutually supporting defensive perimeter. As a centralized force, as in the scenario of defending the perimeter of an Internment/Resettlement Facility, MP will prepare to occupy and defend a 360-degree perimeter. MP can expect to occupy several positions on an established perimeter, especially a dismount point, since MP may have the most powerful crew-served weapons on the base. When initially assuming a defensive sector, MP will establish hasty/deliberate fighting and survivability positions, determined by METT-T, described in Appendix I. At a minimum, units will establish a crew-served weapons position with a supporting two-soldier position on each flank. All positions will have overhead protection. This standard supports unit force protection tasks in para (1).

c. Risk Management (RM). Risk management is the Army's principal means to identify and reduce hazards to force protection. All leaders will use the RM procedures IAW Appendix J (Risk Management) to FM 101-5 to identify and assess risks, and develop and implement risk reduction controls. Leaders must be observant to the changes

ANNEX F (FORCE PROTECTION) TO THE 800th MP BDE (EPW/CI) FSOP

in the prevailing environment to ensure the adequacy of implemented risk reduction controls. A risk assessment will be conducted for any event that involves simultaneous vehicle and soldier maneuvers; use of pyrotechnic training devices; live ammunition; and soldiers performing with less than four uninterrupted hours of sleep.

d. Preventive Medicine (PM). Sound PM practices are essential in everyday activities to keep soldiers healthy and ready. In a field environment, PM is vital to successful mission accomplishment. Soldiers must perform it and leaders must enforce it. See Annex Q (Medical Services) to this TACSOP.

e. Quick Reaction Forces (QRF). Each unit responsible for defending its own separate base will have a QRF available at all times. The size of the QRF will be determined by METT-T and will be employed only upon the order of that bases Commander. (ex. BN controls the QRF at an Internment Facility).

f. Tactical Combat Force (TCF). At echelons above corps (EAC) or in the joint rear area (JRA), the commander may have a TCF ready to be employed in order to defeat Level III threats. The TCF is a controlled asset of the JRA Commander and will be employed typically as a last resort. (See Appendix 2 (Levels of Threat) to this annex)

APPENDICES:

- 1 - Fighting/Surviv ability Positions
- 2 - Levels of Threat
- 3 - Threat Conditions

APPENDIX I (FIGHTING/SURVIVABILITY POSITIONS) TO ANNEX F (FORCE PROTECTION) TO THE 800th MP BDE (EPW/CI) FSOP

1. POSITIONS

a. Survivability bunkers will be built to accommodate all assigned personnel within a location.

b. The bunkers will be placed approximately 10 yards away from each area at an approximately 45-degree angle.

c. The TOC and ALOC bunkers for the Command Post will have field phone connectivity and operate remote radio sites during times of occupancy.

d. The dimensions of this bunker are designed to protect up to 120mm Mortar fragments.

e. Widening the bunker places more centralized weight on the overhead supports and roof; length is as necessary.

f. See Appendix 4 (Diagrams of CP, TOC, ALOC & Briefing Tent) to Annex C (Command Post Organization and Operations) to this TACSOP for an example of fighting/survivability position locations within a command post.

APPENDIX 2 (LEVELS OF THREAT) TO ANNEX F (FORCE PROTECTION) TO
800th MP BDE (EPW/CD) FSOP

1. **LEVEL I THREAT.** Level I threats include the following types of individuals or activities: Enemy controlled agents, enemy sympathizers, terrorism and civil disturbances. Unit base and base cluster self defensive measures are responsible for defeating these forces.
2. **LEVEL II THREAT.** Level II threats include the following types of forces: Guerilla forces, unconventional forces, small tactical units. Unit self defense measures and response forces with supporting fires are responsible for defeating these forces.
3. **LEVEL III THREAT.** Level III threats are made up of conventional forces. Potential threat forces are capable of projecting combat power rapidly. Level III forces may use a combination of the following tactics as a precursor to a full scale offensive operation:
 - Air or missile attack
 - Nuclear, biological and chemical (NBC) attackThe timely commitment of a TCF would be responsible for defeating these measures.

APPENDIX 3 (THREAT CONDITIONS) TO ANNEX F (FORCE PROTECTION) TO
800th MP BDE (EPW/CI) FSOP

1. THREATCON NORMAL

a. Probability of attack is negligible

b. Definition: Applies when there is no discernible terrorist activity. Under these conditions, only a routine security posture, designed to defeat the routine criminal threat is warranted.

c. Enemy indicators: None

d. Recommended actions:

(1) A deploying force will not necessarily have to carry their full compliment of chemical defense equipment (CDF). However, protective masks should be carried by ground forces and components should have a contingency plan to deploy and distribute their full compliment of CDF if the situation warrants.

(2) Chemical personnel should concentrate effort in smoke and herbicide employment planning and constantly monitor threat indicators for any change in the enemy NBC status.

2. THREATCON Alpha

a. Probability of attack: Possible

b. Definition: Applies when there is a general threat of possible threat activity against personnel and/or installations, the nature and extent of which is unpredictable, and circumstances do not justify full implementation of THREATCON Bravo measures. Commands must be capable of maintaining THREATCON Alpha measures for extended periods, with only limited impact on normal operations.

c. Indicators: there has been no overt NBC activity. The enemy has a CB capability but weapons have not been dispersed or deployed.

d. Recommended unit actions:

(1) Personnel carry their individual CDE and commanders have additional contingency CDE stockpile identified readily available for distribution if the threat status should increase.

(2) Conduct refresher NBC training to include individual NBC common survival skills training, NBC team training, and unmasking procedures.

(3) Activate the NBCWRS.

APPENDIX 3 (THREAT CONDITIONS) TO ANNEX F (FORCE PROTECTION) TO
800th MP BDE (EPW/CI) FSOP

(4) Activate passive NBC defense measures.

(5) Identify decontamination sites, water sources, and civilian nuclear, biological and chemicals hazards.

(6) Analyze CDE logistics requirements. Submit requests for Host Nation Support if required.

3. THREATCON Bravo

a. Probability of attack: Probable

b. Definition:

Applies when an increased or more predictable threat exists. Commanders must be capable of maintaining the measures of this THREATCON for several weeks without causing undue hardship to personnel, substantially affecting operational capabilities, or aggravating relations with local authorities and members of the local civilian or host nation community.

c. Indicators:

(1) The enemy has CB weapons in the theatre outside the DJFLCC AO.

(2) CB munitions have been deployed to either field storage sites or firing sites.

(3) Enemy troops are wearing or carrying protective equipment.

(4) Enemy CB reconnaissance elements observed with front line units.

(5) Enemy decontamination units observed with front line units.

(6) The opposing force use of meteorological radars associated with SSMs has been detected.

d. Recommended unit actions:

(1) Deploy NBC detection device and alarms; initiate selective, periodic or continuous monitoring.

(2) Integrate routine NBC reconnaissance assets (if assigned) into conventional reconnaissance plan.

(3) Rehearse decontamination procedures.

APPENDIX 3 (THREAT CONDITIONS) TO ANNEX F (FORCE PROTECTION) TO
800th MP BDE (EPW/CI) FSOP

(4) Analyze MOPP level and consider change based on to current situation and mission.

(5) Intensify training; rehearse MOPP gear exchange and automatic masking procedures.

(6) Cover vehicles, supplies and equipment to the fullest extent possible.

(7) Fill portable decontamination apparatuses and mount on vehicles (if applicable).

(8) Issues class VIII medical supplies.

(9) Begin taking PB tables with DJFLCC commander's approval.

4. THREATCONCharlie

a. Probability of attack: high

b. Definition: Applies when an incident occurs or intelligence is received indicating imminent terrorist action. Implementation of THREATCON Charlie measures for more than a short period probably will create hardships for personnel and affect the peacetime activities of units and personnel.

c. In addition those listed for THREATCON Alpha, indicators may include:

(1) NBC weapons have been used within the DJFLCC AO.

(2) Enemy observed providing NBC warning to its forces.

(3) Munitions delivered to firing units within range of friendly forces.

d. In addition to those listed for THREATCON Amber, recommended unit actions include:

(1) Initiate continuous monitoring.

(2) Begin operation of collective protective shelters and other systems.

5. THREATCON Delta

a. Probability of attack: high

**APPENDIX 3 (THREAT CONDITIONS) TO ANNEX F (FORCE PROTECTION) TO
800th MP BDE (EPW/CI) FSOP**

b. **Definition:** Applies when a terrorist attack has occurred, or intelligence indicates likely terrorist action against a specific location. Normally declared as a localized warning and requires implementation of mandatory security measures.

ANNEX H (COMMUNICATIONS-ELECTRONICS) TO THE 800th MP BDE (EPW/CI)
TACSOP

1. PURPOSE.

a. To prescribe signal operation procedures within the 800th MP Bde (EPW/CI) and assigned, attached, and OPCON units.

2. REFERENCES.

- a. FM 24-19, Radio Operator's Handbook Tactical
- b. FM 24-20, Tactical Wire and Cable Techniques
- c. FM 24-33, Communications Techniques: Electronic Counter-Countermeasures
- d. TB 11-5820-890-10-6, Operation of FAX, TK-101/G.
- e. TB 11-5820-890-12, Operation of ANCD, AN/CYZ-10.
- f. TM 11-5800-216-L, MSE List of Applicable Publications.
- g. TM 11-5805-201-12, Telephone Set, TA-312/PT.
- h. TM 11-5805-761-12&P, Digital Non-Secure Voice (DNVT)
- i. TM 11-5810-394-14&P, Unit Level Maintenance for Automated Net Control Device (ANCD), AN/CYZ-10.
- j. TM 11-5820-890-1, Operator Manual for SINCGARS
- k. TM 11-5985-357-13, Antenna Group, OE-254/GR.

3. MISSION.

a. To provide signal support enabling the commander to command and control the brigade during any operation.

4. RESPONSIBILITIES.

- a. Brigade Signal Officer.
 - (1) Identifies and validate communication requirements.
 - (2) Produces CE annexes for orders, plans and MOIs.
 - (3) Assists Bde S-2 to prepare electronic warfare annex.

ANNEX H (COMMUNICATIONS-ELECTRONICS) TO THE 800th MP BDE (EPW/CI)
TACSOP

- (4) Coordinates commercial and strategic commo support.
- (5) Accounts for and distributes Frequency Hop (FH) and frequency plan to subordinate units.
- (6) Produces and provide SOI and telephone directory for subordinate units.
- (7) Keeps commander and staff officers current on all signal matters.
- (8) Coordinates with the BDE S-3 operations of pending operations to request signal support.
 - (a) Brigade Staff Sections: Install, operate, and maintain (IOM) radios and radio nets IAW appendix 1.
 - (b) Subordinate units:
 - (1) IOM stations as listed in Appendix 1.
 - (2) Responsible for commo up to higher command.
 - (3) Identify and validate communications requirements.
 - (4) Locate TOCs to facilitate communications with brigade.

5. SIGNAL OPERATIONS.

a. Concept of the Operation.

- (1) Secure Voice. Primary communications means to higher and from subordinate and adjacent units is through secure MSE. FM to sub-units will be the secondary means of secure voice.
- (2) Secure Message. Primary message traffic to higher and from subordinate and adjacent units is through secure facsimile.
- (3) Wire: Wire is not used for communications between units.
- (4) Jamming
 - (a) If jamming is suspected, operator will go through trouble-shooting procedures.
 - (b) A MIJI report will be sent immediately to the signal officer and Bde S-2 by another means of communication.

ANNEX H (COMMUNICATIONS-ELECTRONICS) TO THE 800th MP BDE (EPW/CI)
TACSOP

b. Radio Nets.

(1) Brigade FM Command Net (Secure). This is the brigade's primary C2 radio net. The Brigade S-3 is the NCS and will install, operate and maintain (IOM) it.

(2) Brigade FM A/L Net (Secure). The brigade's admin/log radio net. The Bde ALOC is the NCS and IOMs the radio. (Appendix 1)

(3) Brigade AM Command Net (Secure). This is the brigade's secondary command and control radio net. Its purpose is to provide long haul voice communications for the commander. The Brigade S-3 is the NCS and will IOM the radio (Appendix 1.)

c. Coordinating Instructions.

(1) Brigade Signal Officer coordinates with BDE S-3 on any communications problems.

(2) Subordinate signal officers will ensure the Brigade Signal Officer has a copy of their signal annex and is made aware of any change that would necessitate a change in signal support.

(3) Signal officers will provide the servicing communications center with a memorandum of authorized releasers of messages and those authorized to pick up messages.

(4) All signal officers will coordinate with higher, adjacent, and lower units to ensure an accurate exchange of SOIs, COMSEC, FH, frequency plans, telephone directory, and signal support from higher headquarters.

(5) All stations in the brigade nets operate in FH mode.

(6) Comsec.

(a) All SOIs and SINGARS keys are COMSEC and are treated as sensitive items. They should not be left unattended at anytime. COMSEC material must be stored in a NSA approved container. Everyone must ensure COMSEC is safeguarded.

(b) All COMSEC aids, key segments, SOIs, OPCODEs Frequency Hops, etc. will be issued as needed. No more than a 30 day supply of keys or OPCODE books are issued below company level.

(c) Segments are changed IAW 77RSC COMSEC SOP.

(d) At end of operations all radios and automated net control devices (ANCD's) need to be zerorized and SOIs turned back to the Brigade Signal Officer.

(e) The common net variable (CNV) is loaded in channel 1-5.

ANNEX H (COMMUNICATIONS-ELECTRONICS) TO THE 800th MP BDE (EPW/CI)
TACSOP

(f) Re-keying variable (RKV) is loaded in channel 6.

(g) COMSEC aids will be destroyed upon supersession.

(7) Procedures.

(a) NCS's key the SINCGARS radio mikes in secure mode every 15 minutes to ensure internal radio clocks are current.

(b) Only NCS has authority to open and close the net.

(c) Only NCS operates in FH master mode. An NCS entering a net cannot be in FH master mode. There is one NCS per net.

(d) All outages or severe communications problems will be reported through the Bde S-3 to the Signal Officer/NCOIC

APPENDICES.

1. Brigade Radio Nets
2. Telephone Subscribers
3. UXC-7 Facsimile
4. MSE Operating Instructions
 - TAB A. Subscriber Dial Procedures
 - TAB B. MSE Telephone Operating tones
 - TAB C. DNVT Installation Procedures
 - TAB D. DNVT Affiliation/Disaffiliation Procedures
 - TAB E. MSRT Operation Procedures
 - TAB F. DSVT Affiliation/Disaffiliation Procedures
 - TAB G. Placing a Call

APPENDIX I (BRIGADE RADIO NETS) TO ANNEX H (COMMUNICATIONS-ELECTRONICS) TO THE 800th MP BDE (EPW/CI) TACSOP

1. The purpose of this appendix is to describe all of the Brigade's radio net structures in a matrix format. Net structures are subject to change based on METT-T.

NET UNIT SECTION	MSE CMD	MSE A/L	FM CMD
BDE TOC (S-3)	B		B
BDE A/LOC (S-4)		B	
BDE CDR	C		
BDE DBC	C		
BDE S-1		C	
BDE S-2	C		
BDE S-3	C		
BDE S-4	C		
BDE SIGO	C		
HHC CDR	C		
BN TOC	A		A
BN A/LOC		A	
BN CDR	A,C		
BN S-3	A,C		

KEY:

A - STATION EQUIPMENT PROVIDED BY USER (AS AVAILABLE)

B - NCS

C - MOBILE STATION

APPENDIX 2 (TELEPHONE SUBSCRIBERS) TO ANNEX H (COMMUNICATIONS-ELECTRONICS) TO THE 800th MP BDE (EPW/CI) TACSOP

1. The purpose of this appendix is to describe the telephone subscribers at Brigade Headquarters. Requirements for subscribers support and wire installation will hinge on METT-T.

UNIT SECTION	TELEPHONE	FACSIMILE
BDE CDR (S-3)	A	
DBC	A	
CSM	A	
S-1	A	
S-2	A	
S-3	A	
TOC	A	A
S-4	A	
SIGO	A	
CHAP	A	
SJA	A	
HHC CDR	A	
HHC MOTORPOOL	A	
BN CDR	B,C	
BN TOC	B,C	B,C

KEY:

A - INSTRUMENT

B - AS TIME AND SITUATION PERMITS BDE WILL RUN WIRE

C - INSTRUMENT PROVIDED BY USER

APPENDIX 3 (UXC-7 FACSIMILE) TO ANNEX H (COMMUNICATIONS-ELECTRONICS)
TO THE 800th MP BDE (EPW/CI) TACSOP

1. If using a DNVF ensure DNVF is affiliated or if using TA-312 ensure it is operational or if using FM radio ensure station is operational in the net. Then connect it to the AN/UXC-7 lightweight digital facsimile (LDF).

2. Preset the switches on the FAX:

a. Unlock the carriage lock handles.

b. Set MODE/DATA format switch to either:

(1) Mode B - Comp: Compress data transmission, this setting should almost always be utilized, used with noise free.

(2) Mode B - Comp FEC: Compress data transmission for forward error correction; used with noisy link.

(3) Mode B - Uncomp: Non-compress data transmission used with an extremely noisy link.

c. Set NATO STD/ALT/LDF switch to the LDF position.

d. Set ANALOG/DIGITAL switch to DIGITAL.

e. Turn on power, push in power button.

(1) POWER ON indicator comes on.

(2) ERROR indicator flashes, then goes out.

3. General Operating Procedures:

a. Memory loading operation: This loads a copy of your document into the memory of your FAX Prior to the transmission.

b. Press PAPER RELEASE lever firmly, and insert your document onto the drum.

(1) Document is face-up

(2) Left-hand edge of the copy is in the drum.

c. Move STOP HANDLE to position flashing lamp just to the left of the last portion of the document to be sent.

APPENDIX 3 (LXC-7 FACSIMILE) TO ANNEX H (COMMUNICATIONS-ELECTRONICS)
TO THE 800th MP BDE (EPW/CI) TACSOP

d. Squeeze and move carriage START HANDLE to position flashing jump lamp just to the right of the first position of the document to be sent. When the margin lamps stop flashing, press and release the PAPER RELEASE lever to start them flashing again.

e. Set "HI RES-LOP SP/HI SP-LO RES" switch to desired position.

(1) HI RES-LO SP; High resolution - Low speed. Produces a high quality copy, takes longer to store and print.

(2) HI SP-LO RES: High speed - Low resolution. Produces a lower quality copy, but it is quicker to store and ring data.

f. Set "GRAY - B/W" switch to "B/W" unless gray shades are required.

g. Press "MEMORY LOAD" button to read copy into memory. "MEMORY LOAD" indicator flashes while loading and remains solid when complete.

4. Send burst transmission Operation: The procedures outlined below will enable you to transmit the document in your memory to another FAX.

a. "MODE/DATA" format switch should be set to "B MODE -COMP."

b. "NATO STD/ALT/LDF" switch should be set to the "LDF" position.

c. Transmit and receive:

(1) Make voice contact, ensure both ends have same communication equipment (radio to radio, TA-312 to TA 312, DNV T to DNV T).

(2) Ensure that the distant station, FAX, has the switches set to the same mode of operation as your FAX.

(3) Receiving station presses RCA button on LDF when ready to receive data.

(4) When RCA button is pressed, transmitting operator hears background noise, then a distinct reduction of that noise is heard on the handset.

(5) When background noise reduction is heard on handset, sending station transmits FAX data.

(6) See receive burst transmission and print-operation.

5. Receive, Burst Transmission, and Print Operation: The procedures outlined below will enable you to receive and print the document in your memory.

APPENDIX 3 (UXC-7 FACSIMILE) TO ANNEX H (COMMUNICATIONS-ELECTRONICS)
TO THE 800th MP BDE (EPW/CI) TACSOP

a. Press "PAPER RELEASE" lever firmly, insert plain paper covered with carbon paper into drum clamp as far as possible (carbon paper on top, paper side down, carbon black against paper), then release "PAPER RELEASE" lever.

b. Set carriage "START" handle just inside the right edge of output copy-set.

c. Set carriage "STOP" handle to the extreme left of its travel.

d. Document has been received when the "RCA" indicator remains solid.

e. Inform the sending station that you received the document.

f. After document has been received, to print out, press "RCA" push button a second time. the drum will roll and start printing. Copy-set automatically unloads at the end of the printing operation and copy-set can be removed. The "RCA" indicator remains solid until message has printed from received memory and then goes out.

APPENDIX 4 (MSE OPERATING INSTRUCTIONS) TO ANNEX H (COMMUNICATIONS-ELECTRONICS) TO THE 800th MP BDE (EPW/CI) TACSOP

1. The purpose of this appendix is to provide information that ensures signal equipment is properly installed, operated and maintained.
2. Equipment and reference material is current with I/R UNIT MTOEs.

Enclosures:

- TAB A. Subscriber Dial Procedures
- TAB B. MSE Telephone Operating tones
- TAB C. DNVT Installation Procedures
- TAB D. DNVT Affiliation/Disaffiliation Procedures
- TAB E. MSRT Operation Procedures
- TAB F. DSVT Affiliation/Disaffiliation Procedures
- TAB G. Placing a Call

TAB A (SUBSCRIBER DIAL PROCEDURES) TO APPENDIX 4 (MSE OPERATING INSTRUCTIONS) TO ANNEX H (COMMUNICATIONS-ELECTRONIC) TO THE 800th MP BDE (EPW/CD) TACSOP

SUBSCRIBER DIAL PROCEDURES:

The following quick reference guide will allow you to use MSE telephone features based upon your telephone number profile:

AFFILIATE 8R+PC+YDN
DISAFFILIATE 8C+PC+YDN
CALL FORWARDING (P) +2C+SDN
CANCEL CALL FORWARDING (P) +2C+YDN
COMMERCIAL CALL (P) +5C OR O
FORCE AFFILIATION CODE 8FR
(MSRT ONLY)
LOAD FREQUENCY PLAN CODE 8CFR+8FFR
(MSRT ONLY)
OFF SITE SUBSCRIBER CALL (P) +SDN

NOTE:

PC = PERSONAL CODE
(P) = PRECEDENCE
YDN = YOUR DIRECTORY NUMBER
SDN = SELECTED DIRECTORY NUMBER

TAB B (MSE TELEPHONE OPERATING TONES) TO APPENDIX 4 (MSE OPERATING INSTRUCTIONS) TO ANNEX H (COMMUNICATIONS-ELECTRONICS) TO THE 800th MP BDE (EPW/CI) TACSOP

1. MSE TELEPHONE OPERATING TONES. The following is a basic description of audible tones:

- a. DIAL TONE: A low tone normally heard by affiliated subscribers when off the hook number is not dialed within ten seconds, a busy tone is heard, and the subscriber must then re-initiate the call. Dial tone is also heard as conference bridges are being filled.
- b. WAIT TONE: A low continuous tone heard while the call is being processed. The subscriber must wait for the connection to be completed. A subscriber off a Small Extension Node (SEN) will hear a longer wait tone.
- c. RING BACK TONE: A low interrupted tone that is heard for two seconds and then silent for four seconds when connection is in progress and the called phone is ringing. After three minutes an error tone is heard. The subscriber must re-initiate the call.
- d. BUSY TONE: A low interrupted tone that is heard when a called party of route is busy, an unassigned/invalid directory number is called, or subscriber uses wrong personal code (PC) when attempting to affiliate with his DNV. An invalid sequence of digits on the MSRT will cause a busy tone.
- e. ERROR TONE: A medium oscillating tone heard when disaffiliated or blacklisted.
- f. PREEMPT TONE (DNVT ONLY): A medium continuous mixed tone heard when a call is being preempted. The tone will last for 1.25 seconds. Re-initiate call.
- g. CALL FORWARDING TONE: A high pitched continuous tone that is heard for ten seconds after the subscriber enters "2C + Directory Number" on the telephone keypad to initiate call forwarding at a Node Center Switch (NCS), Forward Entry Switch (FES), or Radio Access Unit (RAU). A subscriber can still make outgoing calls, and will hear the call forwarding tone when off hook at a NCS or FES. After entering "2C + Directory Number" for telephones off a SEN, you will receive a busy error tone. A subscriber can still make outgoing calls of a SEN and RAU and will hear a dial tone when off the hook.
- h. NOTE: If there is still not any tone, use another quad on the J-1077 or RMC.

TAB C (DNVT INSTALLATION PROCEDURES) TO APPENDIX 4 (MSE OPERATING INSTRUCTIONS) TO ANNEX H (COMMUNICATIONS-ELECTRONICS) TO THE 800th MP BDE (EPW/CI) TACSOP

1. Wire tagging procedures of WF-16 field wire:

a. Make sure WF-16 field wire is connected to DNVT and J-1077 distribution box/RMC. The wire needs to be tagged using a standard wire tag. If no tags are available, use tape that can be written upon or DA Form 2402 (Backside).

b. The standard wire tag/tape should have the following information:

- (1) J-1077#
- (2) Quad #
- (3) Unit
- (4) Telephone #

TAB D (DNVT AFFILIATION/DISAFFILIATION PROCEDURES) TO APPENDIX 4 (MSE OPERATING INSTRUCTIONS) TO ANNEX H (COMMUNICATIONS-ELECTRONICS) TO THE 800th MP BDE (EPW/CI) TACSOP

1. AFFILIATE

- a. Enter 8R + 3 digit code + your seven digit directory number, dial tone should be heard.
- b. If no dial tone is heard:
 - (1) Hang up and attempt to affiliate again.
 - (2) If after three attempts dial tone is still not heard dial 0. Operator will answer and assist you.
- c. If dial tone is heard DNVT is ready for operation.

2. DISAFFILIATE.

- a. Go off hook; ensure dial tone is heard.
- b. Enter 8C + 3 digit code + directory number. Error tone should be heard. If not, attempt to disaffiliate again. If still unsuccessful dial 0 for assistance.
- c. Disconnecting W-16 wires either by toggles or Jbox or both will not disaffiliate you. Instead the switch may black list your telephone number, not allowing DNVT to operate.

TAB F (DSVT AFFILIATION/DISAFFILIATION) TO APPENDIX 4 (MSE OPERATING INSTRUCTIONS) TO ANNEX H (COMMUNICATIONS-ELECTRONIC) TO 800th MP BDE (EPW/CI) TACSOP

1. Load "U" and "M" keys.

a. DSVT (KY-68).

(1) Load "U" keys:

(a) Ensure the "U" key label on the KY-13 is the same as the "U" key label your number is assigned per your profile code.

(b) Pulling up on the VAR/STOR switch to zero the DSVT, move it to the zero position, and release it back to the center.

(c) Connect KY-13 to fill connector to the DSVT.

(d) Set FUNCTION SEL switch to LDU position. RING/BUSY and NSW indicators should be on.

(e) Place KY-13 selector switch to the position containing your "U" variable.

(f) Move VAR/STOR switch to LOAD, when a tone is heard, place the switch back in the center position. If a second tone is heard the load was successful.

(2) Load "M" key:

(a) Leave KY-13 connected to DSVT.

(b) Place KY-13 selector to the "M" variable switch.

(c) Set the FUNCTION SEL switch to the LDX position. RING/BUSY and NSW indicators should be on.

(d) Move VAR/STOR switch to load position, when a tone is heard, release the switch back to the center position, a second tone should be heard. Two tones indicate success.

(e) Remove the KY-13.

(f) Set the FUNCTION SEL switch to the OP position. RING/BUSY and NSW indicators will go off.

b. RT-1539, Radio:

(1) Turn OFF/BLACKOUT/ON switch to ON. The only light that should come on is the CRYPTO ALARM light.

TAB F (DSVT AFFILIATION/DISAFFILIATION) TO APPENDIX 4 (MSE OPERATING INSTRUCTIONS) TO ANNEX H (COMMUNICATIONS-ELECTRONIC) TO 800th MP BDE (EPW/CI) TACSOP

- (2) RAU/MSRT/REMOTE CONTROL switch is in MSRT position.
 - (3) Connect KY-13 to the FULL connector on the RT-1539.
 - (4) Load the "M" key:
2. Load Frequency Plan using the Cable Down Method.
 - a. Connect the frequency fill cable to the REMOTE CONTROL connector on the RT-1539 that is to receive the frequency plan.
 - b. Connect the other end of the frequency fill cable to the REMOTE CONTROL connector on the RT-1539 which already has the frequency plan downloaded. If downloading the frequency plan directly from a RAU, use connector of the signal entry panel.
 - c. Go off hook.
 - d. Unlock the DEPRESS/LOCK cradle hook switch and turn to UP position if the cradle hook switch is in LOOK DOWN position.
 - e. Using the keypad, press 8CFR 8FFR.
 - (1) Wait tone will be heard, then error tone.
 - (2) LOADED FREQ PLAN light flashes when downloading.
 - (3) Error tone is heard, LOADED FREQ PLAN light will be on, indicating the frequency plans have been loaded.
 - (4) Hang up the handset.
 - (5) Disconnect the fill cable from both radios.
 - a. Use of ANCD to transfer data, refer to operator's manual.
 - b. Switch settings for RT-1539 remains the same.
1. AFFILIATE.
 - a. Before attempting to affiliate check the following:
 - (1) All cables properly connected.
 - (2) Load the "U" first then the "M" key in the DSVT.
 - (3) Insure the "M" key is loaded in the RT-1539.
 - (4) Insure correct frequency plan is loaded in RT-1539.
 - b. Go off hook (DSVT).
 - c. Enter 8R + 3 digit personal code + 7 digit number.
 - (1) Loaded Directory No. Indicator will flash as each number is entered and become solid after the last number.

TAB F (DSVT AFFILIATION/DISAFFILIATION) TO APPENDIX 4 (MSE OPERATING INSTRUCTIONS) TO ANNEX H (COMMUNICATIONS-ELECTRONIC) TO 800th MP BDE (EPW/CI) TACSOP

- (2) Error tone is heard in handset.
 - d. Hang up the handset.
 - (1) Traffic/Scanning indicator light (RT -1539) starts flashing as the MSRT starts searching for a RAU marker.
 - (2) Traffic/Scanning indicator light will be solid once a RAU marker is seized. This does not mean you are affiliated.
 - (3) Wait until Marker/Scanning is solid. You are affiliated and can access the network. If the MARKER/AFFILIATION does not come on in 6 min the LOADED FREQ PLAN light flashes. This means it is not in range of RAU, the wrong number was entered or, the wrong frequency plan is loaded.
2. DISAFFILIATE.
- a. Go off hook; ensure dial tone is heard.
 - b. Enter 8C + 3 digit code + number. Error tone is heard. If not, attempt to disaffiliate again or dial 0 for assistance.

TAB G (PLACE A PHONE CALL) TO APPENDIX 4 (MSE OPERATING INSTRUCTIONS)
TO ANNEX H (COMMUNICATIONS-ELECTRONIC) TO THE 800th MP BDE (EPW/CI)
TACSOP

1. Listed below is the procedure for placing a phone call:
 - a. Go off hook; ensure dial tone is heard.
 - b. Dial 7-digit directory number of end user.
 - c. The call is completed when:
 - (1) Ringback tone is heard.
 - (2) Busy tone is heard.
 - (3) Computer voice is heard "number is not assigned or is out of service".

ANNEX I (SERVICE SUPPORT) 800th MP BDE (EPW/CI) TACSOP

1. **PURPOSE.** This annex, together with current operations plans and orders establishes uniform procedures and provides the minimum for Wartime service support.

2. **APPLICABILITY:** This annex is applicable to all 800th Military Police Brigade subordinate assigned units and activities. Commanders of units who receive logistical support from the 800th MP Brigade will comply with the policies and procedures of this annex.

3. **COORDINATION:** Direct coordination is authorized between 800th MP Brigade subordinate battalion commanders and supported units in order to identify wartime requirements and to effect a smooth transition into a wartime posture.

4. **GENERAL:** Units will follow the procedures set forth in this Annex and its appendices. Requirements for additional logistical guidance not addressed in this annex or other written orders will be addressed to: ATTN:AFRC-CNY-AI-LOG.

5. ORGANIZATIONAL STRUCTURE

<u>POSITION</u>	<u>AUTHORIZED GRADE/RANK</u>	<u>BRANCH/MOS</u>
Section Chief (S-4)	O-4/MAJ	90A00
Engineer Officer	O-3/CPT	21D00
Movements Control Officer	O-3/CPT	88B00
Subsistence Officer	O-3/CPT	92G00
Food Service Officer	CW3	922A0
LOG Service Supervisor	E-8/MSG	92A50
Subsistence Supervisor	E-8/MSG	92A40
Administrative Sergeant	E-5/Sgt	71L20
Administrative Assistant	E-4/SPC	71C10
Administrative Specialist	E-4/SPC	71L10

6. FIELD REPORTS.

ANNEX I (SERVICE SUPPORT) 800th MP BDE (EPW/CI) TACSOP

a. Daily Supply Journal - DA Form 1594: Each unit will submit to the Brigade S-4, through their Battalion Internment Facility (BIF) S-4, a journal reflecting all actions/transactions affecting the Logistical situation of the BIF and their unit for the past 24 hrs, to include supplies received/requisitioned and equipment lost, destroyed, or damaged.

b. Material Readiness Report: A DA Form 2406 will be submitted to the Brigade S-4 through the BIF S-4. A report is defined in TM 38-750, Annex C. Negative reports are also required. Both The front and backare required.

c. Ammunition Status Report: Each unit will submit to the Brigade S-4 the status of ammunition covering the preceding 24 hrs. The report will show, by type, the quantity required, on hand, and expended. This report will also be submitted after each enemy contact.

d. The reporting period is from 0001hrs to 2400hrs. Samples of required logistics reports are in ANNEX T (REPORTS).

7. CLASS I (SUBSISTENCE/RATIONS)

a. Units will be required to requisition and store a three (3) day basic supply of MREs . These rations will not be consumed when class A rations are available. Units will also be required to draw and store a three (3) day supply of potable water.

b. Daily menus will be issued to units from supply points in advance of issue dates. Units will submit requirements to supporting class 1 supply points. Units will pickup rations from designated issue facilities.

c. Contamination: LAW FM 10-60.

d. Substitution: substitutions will be made IAW AR 30-15 and AR 30-41.

c. In wartime food from local sources and captured enemy subsistence, when approved by medical personnel, should be utilized.

8. CLASS II & IV (OC&E/CONSTRUCTION & FORTIFICATION MATERIALS)

a. Requisitions will be submitted in accordance with directives from the local ASG. Except as circumstances warrant, no clothing except workclothing will be issued, as a replacement, to EPWs until the clothing in their possession has become unfit.

b. See Appendix 2 for class IV.

9. CLASS III (POL)

ANNEX I (SERVICE SUPPORT) 800th MP BDE (EPW/CI) TACSOP

a. All POL products will be issued from the supporting Class III supply points. Units will forecast class III requirements 24 hrs in advance and will include type and quantity of product, and whether it is bulk or package.

b. Units will maintain the following prescribed load of class III supplies:

(1) Sufficient fuel to move all TOE and attached vehicles 150 miles.

(2) In addition, units will strive to maintain full vehicle OVM five-gallon cans.

c. Maintain sufficient lubricating oils and greases to change oil once every 2 week.

d. Prescribed loads may be used during any movement, however they will be replenished within 24 hrs after completion of movement.

10. CLASS V (AMMO). Initially all subordinate units will request and establish their basic issue of ammunition. This request must be approved by the Brigade S-4. All basic and prescribed loads will be carried to field locations unless otherwise directed by this HQ

b. Turn in of excess or unserviceable ammo or components will be made to the nearest ASP.

c. Supply Officers will inspect the condition and verify the amount of basic loads of each using unit As per the units TO&E

11. CLASS VI (PERSONAL DEMAND ITEMS). Items will be obtained IAW procedures established by local SOPs. EPW canteen operations will be established IAW Theater SOPs.

12. CLASS VII (MAJOR END ITEMS). Major end items will be requisitioned IAW procedures established by AMC and ASG supporting supply activities SOPs.

13. CLASS VIII (MEDICAL). Initially all subordinate units will request and establish their basic load of medical supplies. Further medical supplies will be obtained IAW procedures established by the supporting MEDDAC and ASG SOPs.

14. CLASS IX (REPAIR PARTS)

a. Repair parts will be obtained from supporting Class IX units IAW the supporting ASG SOP.

b. Unit PLL will be maintained on a demand generated inventory basis in conjunction with mandatory parts list requirements. Periodic reviews of PLL are required.

ANNEX I (SERVICE SUPPORT) 800th MP BDE (EPW/CI) TACSOP

15. CLASS X (MILITARY ASSISTANCE ITEMS)

- a. Class X and nonstandard type clothing will be issued to EPW/CI/IRs when captured supplies are not available or suitable.
- b. Requisitions will be submitted IAW procedures established by the supporting supply activity SOP.

APPENDICES:

1. Internment Facility (IF) Logistical Requirements List

APPENDIX 1 (INTERMENT FACILITY (IF) LOGISTICAL REQUIREMENTS LIST) TO ANNEX I (SERVICE SUPPORT)
 800th MP BDE (EPW/CJ) TACSOP

CLASS OF SUPPLY	REQUIREMENT	UNIT OF ISSUE	4K EPW	8K EPW	AS OF MAR 2000
CLASS I WATER	140K OF WATER PER DAY INCLUDING STORAGE AND DISTRIBUTION SYSTEM		70K	140K	
CLASS I RATIONS	MEALS PER DAY CULTURALLY SENSITIVE (NO PORK) 30 DAY SUPPLY REQUIRES 720,000 MEALS SUPPLEMENTED BY ULTRA HIGH TEMPERATURE MILK		12K	24K	
8910-01-161-4933	SHELF LIFE FOR (UHT) IS 10 MONTHS. 460,000.00 PER MONTH		8K	16K	
CLASS II OCIE	TENT GP MEDIUM ,COMPLETE		480	580	
3963	FIRE EXTINGUISHER		180	180	
4210-00-43209331	LIGHT SET GEN ILLUMINATION (INTERNAL LIGHTING)		150	175	
6230-00-299-7077	LIGHT SET, GENERAL ILLUMINATION (EXTERNAL LIGHTING)		100	150	
6230-00-299-7080	BLANKETS	2 EACH	8K	16K	7406
7210-00-282-7950	COVERALLS	2 EACH	8K	16K	14110 SMALL
8415-00-782-2816	HEAD CAPS	1 EACH	4K	8K	
8415-01-134-3178	PAIRS OF SANDALS OR LIKE SUBSTITUTE	1 EACH	4K	8K	
8430-01-438-0707					

APPENDIX 1 (INTERMENT FACILITY (IF) LOGISTICAL REQUIREMENTS LIST) TO ANNEX 1 (SERVICE SUPPORT)
 800th MP BDE (EPW/C) TAC SOP

7240-00-089-3827	5 GALLON PLASTIC WATER JUG			750	750	
5110-00-293-3435	CASSETTE,RECORDER LOCAL PURCHASE SAW , HAND			100	100	
7360-00-139-1063	WASH BASIN			40	40	
7240-00-160-0455	PAIL,METAL 5GAL			4K	8K	
7340-00-0222-1317	PLASTIC SPOONS			100	200	
8970-00-L01-0001	WATER BOTTLE,SMALL			120K	240K	
8105-00-142-9355	SANDBAGS			8K	16K	
8405-01-378-0041	COAT SEASONAL		1 EACH	250K	250K	
8465-01-109-3369	SLEEPING MAT		1 EACH	4K	8K	
7240-00161-1143	GARBAGE CAN 32 GALLON			400	800	
7240-00-160-0440	GARBAGE CAN COVER 32 Gallon			400	800	
9930-01-331-6244	POUCH,HUMAN REMAINS			200	200	
8415-00-926-1674	GLOVES, BARBED TAPE		EACH	150	150	
636-00-25001	GLOVES,LATEX DISPOSABLE			50cases	100case	
4240-00-926-4199	MASK,CHEMICAL BIOLOGICAL			800 SM	1600SM	
4240-00-926-4199	MASK,CHEMICAL BIOLOGICAL			2400M ED	4800MED	
4240-00-926-4199	MASK,CHEMICAL BIOLOGICAL			800LG	1600LG	
8415-00-407-1060	SUIT,CHEM PROTECTIVE			800SM	1600SM	

APPENDIX J (INTERMMENT FACILITY (IF) LOGISTICAL REQUIREMENTS LIST) TO ANNEX I (SERVICE SUPPORT)
 800th MP BDE (EPW/CI) TACSOP

8415-00-177-5008	SUIT,CHEM PROTECTIVE		2400MED	4800MED
8415-00-407-1062	SUIT,CHEM PROTECTIVE		800LG	1600LG
8415-01-275-8400	GLOVES,CHEMICAL	PAIR	4K	8K
5805-00-543-0012	TELEPHONE TA 312IPT	EACH	32	32
8465-00-174-0808	BAG,PERSONAL EFFECTS	EACH	4K	8K
8430-01-021-5978	FOOTWEAR CVR,CHEMICAL PROTECTIVE	PAIR	800SM	1600SM
8430-01-021-5978	FOOTWEAR CVR,CHEMICAL PROTECTIVE	PAIR	2400MED	4800MED
8430-01-021-5978	FOOTWEAR CVR,CHEMICAL PROTECTIVE	PAIR	800LG	1600LG
4240-00-021-8695	HOOD,CHEMICAL,BIOLOGICAL MASK	EACH	800SM	1600
4240-00-021-8695	HOOD,CHEMICAL,BIOLOGICAL MASK	EACH	2400MED	4800MED
4240-00-021-8695	HOOD,CHEMICAL,BIOLOGICAL MASK	EACH	800LG	1600LG
CLASS OF SUPPLY				
CLASS III BULK	DIESEL 5400 GLS /DAILY			
	MOGAS 960 GALS / DAILY			
CLASS III PKG				
CLASS IV B.O.M	(SEE BOM)			
CLASS V AMMO	NON LETHAL USE OF FORCE KITS			
	1 KIT PER BATTALION TOTAL		6	6
	BASIC LOAD PER BATTALION			
CLASS VI HEALTH AND	HCP TYPE 1 FOR 30 DAY SUPPLY		8K	16K

APPENDIX I (INTERMEDIATE FACILITY-(IF) LOGISTICAL REQUIREMENTS LIST) TO ANNEX I (SERVICE SUPPORT)
 800th MP BDE (EPW/CJ) TACSOB

COMFORT PACK	7810-00-4851519	RECREATION KIT	10	20	
CLASS OF SUPPLY		REQUIREMENT	4K EPW	8K EPW	
CLASS VII MAJOR END ITEMS					AS OF MAR 2000
		60 KW GENERATOR	5	5	
		250 GALLON FIBERGLASS TANKS(SHOWER FACILITY)	24	48	
		BOBCAT WITH ATTACHMENTS	4	8	
	8145-00-108-6848	SHIPPING AND STORAGE CONTAINER	10	20	
		2500 GALLON WATER BAG	10	10	
CLASS VIII MEDICAL					
	6840-01-431-3345	INSECTICIDE, DELTAMETHRIN 500LBS	1	2	
	3740-00-132-5936	MANUAL DUSTER,PUMP	12	12	
	6840-01-334-2666	INSECT REPELLENT (CLOTHING) PERMETHRIN	212	414	
	6840-01-431-3357	INSECTICIDE, Lambda-cyhalothrin	30	60	
	6810-598-7316	BLEACH	1,000	2,000	
	3740-00-641-4719	SPRAYER,MANUAL ,CARRIED TWO GALLON	4	8	
	4230-00-078-5455	DELOUSER 7000	4	6	
	6665-00682-4765	WATER TESTING AND TREATMENT KITS COLIFORM BACTERIA TEST	1	3	

APPENDIX 1 (INTERMENT FACILITY (IF) LOGISTICAL REQ REMENTS LIST) TO ANNEX 1 (SERVICE SUPPORT)
 800th MP BDE (H/PW/CJ) TACSOB

6630-01-362-8299	COILERT SAMPLER	EACH	1	3	
6630-01-343-8495	CHLORINE PH TEST SET	EACH	1	3	
6530-00-299-8631	PIPET DROP PLAS.	EACH	2	4	
6685-00-444-6500	FOOD SERVICE THERMOMETER	EACH	7	14	
7920-00-061-0038	BRUSH,SCRUB PLASTIC ALL PURPOSE	CASE	300	600	
7920-00-753-5242	PAD ,SCOURING	CASE	300	600	
7930-00-205-0442	POWDER,SCOURING 14oz CAN	CASE	300	600	
7930-00-899-9534	DISHWASHING COMPOUND 5GAL BOTTLE	EACH	120	240	
6810-00-242-4770	CALCIUM HYPOCHLORITE 3-3/4 BOTTLE	EACH	120	240	
6850-00-270-6225	CHLORINATION KIT, WATER PURIFICATION	EACH	120	240	
6840-01-424-2485	INSECTICIDE,METHOPRENE	BOX	8	16	
6640-00-149-1196	ENTOMOLOGICAL DIPPER	EACH	3	6	
6840-01-183-7244	INSECTICIDE,FLY BAIT 1% METHOMYL	CAN	50cans	100cans	
6840-01-412-4634	INSECTICIDE,D-PHENOTHTRIN 12OZ CAN	CAN	50cans	100cans	
6840-00-089-4664	RODENTICIDAL BAIT	BOX	8boxes	16boxes	
3740-01-240-6170	TRAP, GLUE, RODENT	BOX	8boxes	16boxes	
6415-01-013-7382	GLOVES,CHEMICAL PROTECTIVE,PESTICIDE APPLICATION	EACH	16	32	
4240-01-246-5404	RESPIRATOR,HALF FACE 7000SERIES	EACH	16	32	
6840-01-345-	INSECT REPELLANT,CLOTHING	BOX	8	16	

APPENDIX 1 (INTERNMENT FACILITY (IF) LOGISTICAL REQUIREMENTS LIST) TO ANNEX 1 (SERVICE SUPPORT)
 800th MP BDE (EPW/CI) TACSOP

0237								
CLASS OF SUPPLY				4K EPW	8K EPW			
CLASS IX			GENERATORS (PRESCRIBED LOAD LIST AND AUTHORIZED STOCKAGE)			AS OF MAR 2000		
CLASS X CIVIL AFFAIRS			KORANS (MUSLIM)	4K	8K			
			PRAYER RUGS (MUSLIM)	4K	8K			

APPENDIX I (INTERNMMENT FACILITY (IF) LOGISTICAL REQUIREMENTS LIST) TO ANNEX I (SERVICE SUPPORT)
800th MP BDE (EPW/CI) TACSOP

**ANNEX J (NBC OPERATIONS) TO 800TH MP BDE (EPW/CI)
TACSOP**

1. **PURPOSE.** To standardize defense procedures against nuclear, biological and chemical attack for units in combat and field training environments.

2. **REFERENCES.**

- a. FM 3-3 Chemical and Biological Contamination Avoidance
- b. FM 3-3-1 Nuclear Contamination Avoidance
- c. FM 3-4 NBC Protection
- d. FM 3-4-1 Fixed Site Protection
- e. FM 3-5 NBC Decontamination
- f. FM 3-6 Field Behavior of NBC Agents
- g. FM 3-7 NBC Field Handbook
- h. FM 3-9 Potential Military Chemical/Biological Agents
- i. FM 3-11 Flame Field Expedients
- j. FM 3-19 NBC Reconnaissance
- k. FM 3-50 Smoke Operations
- l. FM 3-100 NBC Defense, Chemical Warfare, and Smoke
- m. FM 3-101 Chemical Staffs and Units
- n. AR 350-41 Training in Units
- o. TB MED 507

3. **ORGANIZATION.**

a. The Brigade and battalions staff will establish an NBC Center consisting of an NBC Officer and a Chemical Staff NCO (MOS 54B).

b. Companies establish NBC Defense Parties consisting of an NBC Defense (NBCD) Officer, Chemical NCO (MOS 54B), or appointed NBCD NCO, and one enlisted alternate (E4 or above) IAW AR 350-41.

**ANNEX J (NBC OPERATIONS) TO 800TH MP BDE (EPW/CI)
TACSOP**

c. Additional duty appointed OIC and NCOIC Nuclear Biological Chemical Defense (NBCD) personnel will successfully complete an 80-hour NBCD Course within three years from date appointed.

d. Additionally, each company will appoint and train:

(1) One Radiological Survey and Monitoring Team (two soldiers) for each authorized AN/VDR-2 Radiacmeter.

(2) One Chemical Agent Detection Team (two soldiers) for each authorized M256AI Chemical Agent Detection Kit.

(3) One Chemical Agent Alarm Team (two soldiers) for each MSA1 Chemical Agent Alarm System authorized.

(4) One Chemical Agent Monitoring Team (two soldiers) for each Chemical Agent Monitor (CAM) authorized.

(5) One Decontamination Team consisting of one NCOIC and nine enlisted personnel.

4. RESPONSIBILITIES:

a. Commanders are responsible for NBCD readiness in their units. These responsibilities include, but are not limited to:

(1) Establishing the unit's MOPP level with advice from the unit NBCD Officer/NCO.

(2) Making timely decisions regarding emergency movements, decontamination, decontamination priorities, and unit reconciliation with the advice of the NBCD Officer/NCO.

(3) Responsible for all aspects of unit NBC operations.

(4) Ensuring the unit is properly trained, organized, and equipped for NBC operation.

(5) Ensuring that school trained personnel are appointed to the unit NBC defense party.

(6) Ensuring the unit practices contamination avoidance.

(7) Establishing non-electronic (EMP resistant) command and control methods.

**ANNEX J (NBC OPERATIONS) TO 800TH MP BDE (EPW/CI)
TACSOP**

b. Senior and Site Commander. The senior commander is the highest ranking soldier of command that can be contacted. Normally this is the Brigade Commander, but includes a site commander and team chief if they have lost communication. The commander always has authority on matters of NBC defense and the responsibility to carry out all aspects of this SOP, to include:

(1) Performing the functions of the commander when contact with the commander is not possible or time will not permit it.

(2) Establishing MOPP level and degrees of risk equal to or more stringent than those set by the commander, as a particular mission dictates.

(3) Ensuring NBC operators are identified and are prepared to perform their assigned duties.

(4) Performing or directing unmasking procedures.

c. The Brigade Chemical Section's responsibilities include, but are not limited to:

(1) Assisting the Brigade Commander and S-3 in providing guidance to subordinate units, commanders in all aspects of NBCD with emphasis on operating in a contaminated environment.

(2) Establishing and maintaining the Nuclear Biological Chemical Center NBCC for the purpose of collecting, evaluating, correlating, preparing and distributing enemy NBC attack data to higher and lower headquarters through the NBC Warning and Reporting System (NBCWRS).

(3) Maintaining the NBC staff journals, files, situation map, situation overlays, and reports.

(4) Planning and supervising measures to avoid or reduce effects of enemy NBC attack.

(5) Advising on the impact of NBC contamination on tactical, logistics, and civil-military operations.

(6) Advising on smoke and flame operations in coordination with the S-3.

(7) Assisting subordinate units in threat and vulnerability analysis and evaluate/disseminate information to key personnel.

(8) Coordinating with TUSA NBC for thorough decontamination support.

**ANNEX J (NBC OPERATIONS) TO 800TH MP BDE (EPW/CI)
TACSOP**

- (9) Maintaining a list of sizes by quantity of required mask, overgarments, gloves, and boots.
 - (10) Assisting subordinate units determine authorization and forecast of NBC equipment to support training and war reserve stock
 - (11) Assisting in the control, coordination, and supervision of nuclear, biological, and chemical (NBC) operations.
 - (12) Consolidating battalion Radiation Exposure Status (RES) and reporting to TUSA as required.
 - (13) Providing recommendations concerning MOPP levels appropriate for enemy threat and tactical situation.
 - (14) Coordinating decontamination activities.
 - (15) Providing technical advice to the Brigade S-2 for analysis of the NBC threat and ensuring that priority intelligence requirements (PIR) and threat information is reflected in unit OPLANs and SOPs.
 - (16) Advising the Brigade S-4 on the known status of contamination of MSRs.
 - (17) Preparing NBCD annexes for Brigade OPLANs and OPORDs.
- d. The Battalion Chemical Section's responsibilities include, but are not limited to:
- (1) Assisting the Battalion Commander and S-3 in providing guidance to subordinate unit commanders in all aspects of NBCD with emphasis on operating in a contaminated environment.
 - (2) Establish and maintain an NBCC for the purpose of collecting, evaluating, correlating, preparing, and distributing enemy NBC attack data to higher and lower headquarters through the NBCWRS.
 - (3) Consolidating subordinate unit Radiation Exposure Status (RES) and reporting to higher headquarters as required.
 - (4) Coordinating and supervising activities of radiological survey and monitoring operators and chemical detection operators.
 - (5) Coordinating decontamination missions conducted with or without support-level decontamination assets.

**ANNEX J (NBC OPERATIONS) TO 800TH MP BDE (EPW/CI)
TACSOP**

- (6) Coordinating, training, evaluating, and assisting company NBC.
- (7) Preparing NBCD annexes and appendices for battalion SOPs, OPLANs, and other coordinating instructions.
- (8) Reporting NBCDE and personnel shortfalls to higher headquarters.
- (9) Ensuring that key personnel receive an appropriate, specific NBC threat brief about the mission.
- (10) Maintaining a list of sizes by quantity of required mask, overgarments, gloves, and boots.
- (11) Advising S-2 on NBC intelligence matters.
- (12) Assisting the Bn S-4 cross-level NBCDE to obtain the optimal NBC readiness posture.
- (13) Coordinating through Brigade NBC for thorough decontamination support.
- (14) Assisting units to determine authorizations and forecast NBC equipment for training and war reserve.
- (15) Planning and supervising measures to avoid or reduce effects of enemy NBC attack.

5. ACTIONS BEFORE AN NBC ATTACK:

a. These actions are consistent with those given in Chapter 3 through 8 of FM 3-4 and STPs 21-2-SMCT & 21-24.

b. Specific actions include:

- (1) Covering non-essential equipment and food items.
- (2) Having MOPP Gear available for immediate donning for CB attack
- (3) Ensuring thorough hygiene and sanitation efforts are employed to reduce exposure to biological risk/exposure.
- (4) Ensuring field cover, tracked-vehicles and existing structures are used to protect/shield against nuclear attack

6. ACTIONS DURING AN NBC ATTACK: Mask and Tak Cover.

**ANNEX J (NBC OPERATIONS) TO 800TH MP BDE (EPW/CI)
TACSOP**

a. If responding to a chemical or biological attack

- (1) Seek protective shelter.
- (2) Sound the alarm.
- (3) Alert your buddy.
- (4) Perform self decontamination and aid as necessary.

b. If responding to a nuclear attack

- (1) The headquarters company of each battalion will perform duties as observer units.
- (2) Observers send strike information to battalion chemical section.
- (3) Unless instructed otherwise, only designated observer units will report.
- (4) Personnel must drop immediately and cover exposed skin to protect against blast and thermal effects.

7. ACTIONS AFTER AN NBC ATTACK.

a. Perform emergency decontamination and first aid.

b. Submit initial NBC-1 report within 5 minutes of attack

c. Perform simplified fallout and downwind hazard predictions and alert possible affected units (NBC-3). Weather is available from the S-2 section.

d. The closest contractible NBC control party will prepare detailed fallout reports and send them to all units.

c. Perform equipment check

- (1) Observe M9 paper and check for contamination.

(2) Check mission essential equipment serviceability IAW TMs only after removal of gross CB contamination, because operating the equipment under such conditions may damage it.

ANNEX J (NBC OPERATIONS) TO 800TH MP BDE (EPW/CI)

TACSOP

(3) Radio communications in the 3 to 30 MHz range may be blacked out by upper atmospheric ionization for up to several hours following any nuclear detonation (App A of FM 101-31-2).

(4) Most EMP damage will be to circuit breakers, fuses, computer memory, semiconductor diodes, microchips, and circuits.

f. Get overturned equipment containing batteries, radiators, and fuel tank upright within 30 minutes.

g. Reset automatic chemical agent alarms.

h. Repair equipment.

(1) Equipment is decontaminated using hot soapy water, rags, and M11/M13 apparatuses to remove contamination only as needed to allow operation and repairs.

(2) Clean debris from air filters.

(3) Field strip and clean weapons.

i. If the NBC attack was with non-persistent agents or mock NBC weapons, prepare to defend against an immediate enemy attack.

j. Put out fires before they spread.

k. Check supplies for contamination. Salvage usable supplies from victims and requisition replacements as necessary and segregate contaminated equipment from the uncontaminated.

l. Order replacement supplies as needed.

m. Destroy all non-containerized food exposed to NBC solids, liquids, or vapors during or after the attack.

8. PERFORM RECONNAISSANCE.

a. Battalion or higher headquarters will direct area or route surveys as needed IAW Chapter 3 thru 6 of FM 3-3.

b. Check the site for contamination with M256A1 chemical detection kits and VDR-2 radiacmeters.

ANNEX J (NBC OPERATIONS) TO 800TH MP BDE (EPW/CI)

TACSOP

c. Check record and report IM 93 dosimeter readings. Primary and secondary VDR-2 radiacmeter operators will wear IM 93 dosimeters in their left breast pocket to maximize exposure.

d. Begin continuous monitoring with VDR-2 radiacmeter and M8A1 alarm.

e. Collect samples as directed by Brigade or higher headquarters IAW Chapter 6 of FM 3-4.

(1) Collect samples of new or unknown chemical agents.

(2) Collect samples of animal, plant, water, and soil after each biological agent use.

f. Check alternate sites for contamination.

(1) Mark the boundaries of contamination areas so that a warning sign is visible from all possible avenues of approach.

(2) Specify date and time of detection and specific agents on all marking signs.

(3) Update daily.

(4) For radiation, mark all signs with dose rates normalized to H₁ if possible.

g. Move or continue to operate:

(1) If mission will be affected move to an uncontaminated area.

(2) If in zone I of a radiological fall out prediction, be prepared if directed to move.

(3) Request permission to move if persistent hazards arrive (liquid or solid CB agents or fallout above 1 cGy/hr).

(4) Begin unmasking procedures.

ANNEX J (NBC OPERATIONS) TO 800TH MP BDE (EPW/CI)

TACSOP

1. Mission Oriented Protective Posture (MOPP)
2. Automatic Masking Indicators
3. NBC Threat Warning System
4. NBC Attack Warning System
5. NBC Report Routing
6. Operating Exposure Guidance
7. Decontamination
8. NBC Principles

APPENDIX 1 (MISSION ORIENTED PROTECTIVE POSTURE) TO ANNEX J 800TH
MP BDE (EPW/CI) TACSOP

1. MASK AND MOPP IDENTIFICATION PROCEDURES. Protective mask/or their carriers will be marked as follows:

a. Markings and/or tags will include the soldier's name and/or a unit code specified by unit SOP.

b. Markings or tags must not be permanent, but must be easily and quickly removable without special tools or supplies.

c. Markings and/or tags must not create noise nor reflect light.

2. Filter installation dates will be marked IAW guidelines prescribed in FM 3-4.

3. Personnel identification markings on the BD Os will include last name and rank using the following method:

a. Printed or embroidered onto the helmet camouflage cover band.

b. Name and rank printed on a 2x4" piece of OD cloth tape attached to the right breast pocket flap.

4. Subdued ranks attached using following procedure:

a. Pinned or sewn onto the helmet camouflage cover.

b. Pinned to the right breast pocket flap.

5. Unit, if used, may be added using one or more of the following:

a. Pinned to the right breast flap pocket.

b. Printed on the same piece of 2x4" piece of OD

6. MOPP Level Procedures.

a. No minimum MOPP requirements exist other than serviceability and accountability at NBC Threat Warning Conditions of White or Green (see Appendix 3 of Annex J) at the Commander's discretion.

b. The minimum MOPP level for all 800th MP BDE operations and exercises is MOPP level 0 (one BDO suit will be physically carried with the soldier at all

APPENDIX I (MISSION ORIENTED PROTECTIVE POSTURE) TO ANNEX J 800TH
 MP BDE (EPW/CI) TACSOP

times) when NBC Threat Warning Conditions of Amber exist (see Appendix 3 of Annex J). For combat operations carry two BDO suits per soldier and store them LAW TB 10-277 when Amber conditions exist.

c. Unit commanders set and adjust MOPP levels. A discussion of MOPP may be found in FM 3-4.

d. MOPP levels increase heat stress on the body causing unnoticed dehydration and noticeable fatigue and workloss. Any work will be extremely difficult at 90 degrees F. See TB MED 507.

(1) A normal workrest cycle for continuous moderate work at MOPP level 4 over a range of temperatures in BDOs is an initial 90 minute workperiod followed by a repetitive cycle of 30 minutes rest and 60 minutes work

(2) The following general guidelines are given for a temperature of 70 degrees F to increase efficiency above that given by the normal workrest cycle:

MOPP LEVEL	WORKLOAD	CUPS OF WATER (8 oz) /HR	WORK/REST CYCLE PER/HR (MINUTES)
0	Light	1	60/0
	Moderate	1.5	60/5
	Heavy	2	60/10
1	Light	1.5	60/5
	Moderate	2	60/10
	Heavy	4	50/20
2	Light	1.5	60/10
	Moderate	2.5	60/15
	Heavy	4	50/20
3	Light	2	60/20
	Moderate	3	50/25
	Heavy	4.5	40/20
4	Light	2	60/20
	Moderate	3.5	40/20
	Heavy	5	20/20

(3) For each 10 degrees F increase in temperature above 70 degrees:

APPENDIX 1 (MISSION ORIENTED PROTECTIVE POSTURE) TO ANNEX J 800TH
MP BDE (EPW/CI) TACSOP

- (a) Add about 0.5 cups of water (4 fluid ounces) per hour.
- (b) Decrease work time by 10 minutes and increase rest 10 minutes.
- (4) For each 10 degrees F decrease in temperature below 70 degrees F:
 - (a) Subtract about 0.5 cups of water per hour.
 - (b) Do not decrease below 2 quarts of water (8 cups) per day.
 - (c) Add 10 min of work and subtract 10 min of rest.
 - (d) Individual water needs may vary with humidity, sunlight, and body density. Initiate forced hydration plan.
 - (e) Work/rest cycle merely maintains maximum work efficiency for a prolonged period of time. Dependent on the complexity of the task and training received, task will take 1- 1/2 to 4 times longer to perform at MO PP level 4 than it would take to perform at MOPP level 0. See Table A-12 of FM 3-4.
 - (f) Heat casualties will begin to occur after 12 hours in MOPP level 4 regardless of work conditions. Movement and unmasking should be completed by then if possible. Expect 10% of personnel to be heat casualties at 75 degrees F under moderate workloads.
 - (g) Lower level commanders may go to a more protective MOPP posture than that specified by higher headquarters but may not go to a lower protective MOPP posture unless specifically allowed to by the next higher commander. See Chapter 3 of FM 3-100.
 - (h) During periods of rain after a nuclear or persistent agent attack BDO and wet weather boots must be worn since the rain will concentrate remaining NBC contamination into puddles.
 - (i) MOPP gear may be worn open at level 1 thru 3 unless otherwise directed.

APPENDIX 2 (AUTOMATIC MASKING INDICATORS) TO ANNEX J 800 THE MP BDE
(EPW/CI) TACSOP

1. In order to increase survivability, soldiers will automatically mask and assume MOPP IV when:

- a. Artillery, mortar, or rocket fire explodes in an uncharacteristic manner (Pop' or Poof'sound).
- b. Hostile aircraft are seen spraying mists over unit areas.
- c. Smoke, mists, or liquids of an unknown source are noticed in the air, or a strange odor is present.
- d. Entering an area after receipt of intelligence indicating chemical or biological weapons have been used.
- e. There is an unexplained death of animals or people.
- f. There is an unexplained illness in the area, accompanied with heavy concentrations of mosquitoes, ticks, fleas, or other vectors.
- g. Personnel are found dead of no apparent cause.
- h. Approaching an area marked by standard NATO or WARSAW Pact warning signs.
- i. Any of the alarms listed in Appendix 3 are given.

2. Personnel will remain in MOPP IV until unmasking procedures determine the area to be all clear or another MOPP level is determined by the commander and chemical personnel.

APPENDIX 3 (NBC THREAT WARNING SYSTEM) TO ANNEX J 800TH MP BDE (EPW/CI) TACSOP

1. The 800th MP BDE NBC Threat Warning System (NBCTWS) reflects the latest intelligence estimate regarding the enemy's NBC capability and activity. It consists of four elements: a threat condition (THREATCON), probability of attack, NBC related criteria and indicators of enemy capabilities and intentions, and recommended MSC actions. **MOPP LEVELS ARE NOT SYNONYMOUS WITH THREAT CONDITION LEVELS!**

2. The NBCTWS is to be used by the Brigade to assist in recommending NBC operations. The NBC Threat Warning System is:

CATEGORY	PROBABILITY OF ATTACK	THREATCON CRITERIA/INDICATORS
White	None	Enemy has no offensive capabilities
Green	Possible	<ol style="list-style-type: none"> 1. Enemy has offensive NBC capabilities 2. NBC munitions are not dispersed or deployed to forward locations.
Amber	Probable	<ol style="list-style-type: none"> 1. Enemy intention to employ NBC munitions reported. 2. NBC munitions deployed dispersed to field storage locations/firing/ delivery units. 3. Enemy troops wearing NBC protective equipment. 4. NBC recon elements observed with conventional recon. 5. NBC decon elements observed with front line maneuver units 6. Enemy Uses of meteorology radars associated with surface- to-surface missiles.
Red	Imminent	<ol style="list-style-type: none"> 1. Enemy NBC attack in progress in AO (but outside Brigade sector) 2. Initiation of attack/counter attack on friendly forces. 3. Enemy observed providing NBC warning/ signal to his forces. 4. NBC munition deliveries observed being made to firing units in range of friendly forces.

**APPENDIX 3 (NBC THREAT WARNING SYSTEM) TO ANNEX J 800TH MP BDE
(EPW/CI) TACSOP**

5. Movements of surface-to- surface missile launchers into or within the vicinity of a launch site.
6. Enemy NBC attack in progress in the Brigade's sector.
7. Surface-to-surface missile launch reported.

Unit commanders act commensurate with the current NBC THREATCON.

THREATCON	RECOMMENDED ACTIONS
White	<ol style="list-style-type: none">1. Continue training, concentrating on common task and survival skills.2. Ensure required items of chemical defense equipment (CDE) are on hand.
Green	<ol style="list-style-type: none">1. Increase MOPP as appropriate.2. Train/rehearse individual and collective protection/skills
Amber	<ol style="list-style-type: none">1. Increase MOPP level based on METT-T2. Set out chemical detection devices. Initiate selective monitoring.3. Preposition decon assets.4. Cover supplies and equipment not in use (Classes I, III, and V etc).5. Apply STB before donning chemical protective ensemble if mustard agent is likely.6. Ensure canteens have M1 cap installed and are filled.
RED	<ol style="list-style-type: none">1. Initiate use of Nerve Agent Antidote Kits (NAAK).2. Increase MOPP level based on METT-T.3. Seek overhead cover.

3. When soldiers are under NBC attack it is imperative others in the hazard area are warned immediately. The warnings must be:

- a. Given as soon as the attacker hazard is suspected.
- b. Given by means not normally associated with combat signals or sounds.
- c. Repeated by all personnel in the area.

**APPENDIX 3 (NBC THREAT WARNING SYSTEM) TO ANNEX J 800TH MP BDE
(EPW/CI) TACSOP**

d. Supplemented over radio, telephone, and PA systems.

4. The four primary methods of warnings are:

a. Vocal. The word "GAS" is repeated three times by all individuals upon masking as a result of chemical or biological attack. "FALLOUT" is repeated upon detecting radiological fallout. Soldiers hearing this, repeat the alarm and seek cover.

b. Sound. Sound signals vocal warnings, and consist of a series of short signals such as:

(1) A succession of short blasts on a vehicle horn or similar device.

(2) Rapid and continuous beating on any metal object.

(3) A warbling siren sound.

(4) If a public address system is available, the word "GAS," as a minimum, shall be repeated.

c. Visual. After masking, soldiers should:

(1) Extend both arms horizontally to their sides with fists facing up.

(2) Move their fists to their heads and back three times while giving the vocal alarm.

d. Audiovisual. Chemical agent alarms give off an audio and visual alarm when agents are detected. Soldiers that see or hear these alarms mask immediately then warn others.

**APPENDIX 4 (NBC ATTACK WARNING SYSTEM) TO ANNEX J 800TH MP BDE
(EPW/CI) TACSOP**

1. After an NBC attack the unit a radiological or chemical survey may be requested. This information will be necessary to determine the actual extent of contamination.
2. The types of surveys and techniques are found in FM 3-3.
3. The NBC Center will provide each survey team with an overlay of the area or route to be surveyed.
4. Maximum total dose for personnel conducting radiological surveys is 70 cGys with a turn back dose of 35 cGys.
5. Information collected is passed to Bde NBC Center using NBCWRS, and to the nearest MP traffic control point or unit headquarters.
6. NUCWARN messages: Upon receipt of a NUCWARN message, the commander must determine if subordinates should be warned of the following minimum safe distance (MSD).
 - a. MSD 1 is the minimum distance to warned and protected personnel where those personnel closer to the attack than MSD 1 must evacuate. Personnel unable to leave within MSD 1 must take maximum protection from the blast.
 - b. MSD 2 is the minimum safe distance to warned and unprotected personnel where those personnel within MSD 2 must take maximum precaution, but need not evacuate. Soldiers should find bunkers or foxholes with overhead cover.
 - c. MSD 3 is the minimum safe distance to warned unprotected personnel where those personnel within MSD 3 take at least minimum precautions against blast damage and electromagnetic pulse. Soldiers in the open should lie down and cover all exposed skin with the equivalent of two layers of cloth. Aircraft should remain outside of MSD 3.
7. Effective & Chemical Downwind Messages (ECDM) will be prepared and sent down by higher headquarters. If communications are lost, Battalion and Brigade control parties will seek out information from S-2 or the nearest meteorological or intelligence section of an Air Force or artillery unit and prepare their own from available data.

APPENDIX 5 (NBC REPORT ROUTING) TO ANNEX J 800TH MP BDE (EPW/CI)
TACSOP

1. NBC-1 Report. The first use of enemy NBC weapons in a unit's area will be sent forward to Brigade through the reporting unit's defense party using the appropriate NBC-1 report with a FLASH precedence. The report will not be delayed for any reason. All subsequent attack will be sent to the first collection center in the reporting unit's organization. The collection center will evaluate this data and forward it to the brigade as an NBC-2 report.
2. NBC-2 Report. The NBC-2 report will be used to forward evaluated data on all NBC attack.
3. NBC-3 Report. The NBC-3 report will be used to warn other units of areas of predicted contamination. The reports are normally sent down to the affected units only. All NBCCs are responsible for formulating NBC-3 (chemical) reports.
4. NBC-4 report. The NBC-4 report is used to forward radiological monitoring and survey data and to confirm the presence of chemical agents. It will normally be sent to the first NBCC in the organization unless requested by higher headquarters.
5. NBC-5 Report. The NBC-5 report details actual areas of contamination. It is sent to all affected units by the unit that computes the report.
6. NBC-6 Report. The NBC-6 report provides additional information on NBC attack. It will normally be written by a NBCCs and forwarded on request.
7. Strik Serial Numbers (SSN) are initiated by the Brigade and completed at TUSA. When subordinate units report an attack to the Brigade, the report will be assigned an SSN. Once a SSN is assigned to a particular NBC attack it will be used to identify that attack in all communications and records.

APPENDIX 6 (OPERATIONAL EXPOSURE GUIDANCE) TO ANNEX J (NBC DEFENSE OPERATIONS) TO 800TH MP BDE (EPW/CI) TACSOP

1. The Operational Exposure Guidance (OEG) is established and used by the Commander to help in keeping radiation exposures to a minimum and still accomplish the mission.
2. The 800th MP BDE OEG is 50 cGys. Emergency risk exposure (130 cGys) will only be allowed in cases of urgent tactical necessity in that there is insufficient time to obtain authority from the TUSA Commander. Subordinate units' OEG will be established before each mission by its higher headquarters via Operations or Fragmentary Order and will be based on a unit's prior exposure.
3. Radiation exposure status (RES) records must be kept by all units, down to platoon level. Subordinate units will use the forms from Tab A to this APPENDIX to consolidate information and pass it to higher headquarters.
4. Battalions will report their RES levels to Brigade daily at 1600Z when they are conducting periodic monitoring. Reports are due hourly when units are conducting continuous monitoring.
5. Brigade will be informed IMMEDIATELY when the OEG is exceeded. SEE TAB A Radiation Exposure Chart

APPENDIX 6 (OPERATIONAL EXPOSURE GUIDANCE) TO ANNEX J (NBC DEFENSE OPERATIONS) TO 800TH MP BDE (EPW/CI) TACSOP

J-6-1

TAB A (RADIATION EXPOSURE CHART) TO APPENDIX 6 (OPERATIONAL EXPOSURE GUIDANCE) TO ANNEX J (NBC DEFENSE OPERATIONS) TO 800TH MP BDE (EPW/CI) TACSOP

RADIATION EXPOSURE CHART

UNIT ----- DATE-----

RES CATEGORY	NUMERICAL CRITERIA TOTAL CUMULATIVE DOSE
RES-0	0 cGys (no exposure)
RES-1	Greater than 0 cGy but less than or equal to 70 cGys
RES-2	Greater than 70 cGys but less than or equal to 150 cGys
RES-3	Greater than 150 cGys

COMPANY RADIATION EXPOSURE CHART

ELEMENT/
SECTION

PREVIOUS EXPOSURE

NEW EXPOSURE

TOTAL EXPOSURE

RES CATEGORY

CATEGORY TOTAL_

RES CATEGORY OF SUM OF RES OF ALL SUBORDINATE UNITS

Number of platoons in company or number of companies in battalion

	2	3	4	5	6	7
	Sum of RES numbers of all Platoons or Companies					
RES-0	0	0-1	0-1	0-2	0-2	0-3
RES-1	1-2	2-4	2-5	3-7	3-8	4-10
RES-2	3-4	5-7	6-9	8-12	9-14	11-17
RES-3	5-6	8-9	10-12	13-15	15-18	18-21

**APPENDIX 7 (DECONTAMINATION) TO ANNEX J 800TH MP BDE (EPW/CD)
TACSOP**

1. Units will apply the principles of decontamination found in FM 3-5, NBC Decontamination. Decontamination procedures for unique, unit-specific equipment will be included in unit TACSOPs.
2. Units will deploy with those decontaminants authorized in CTA 50-970. In the event of shortages, field expedients will be locally purchased (i.e. household bleach).
3. Units requiring decontamination will submit the following information to the Brigade NBCC before the start of operations in the form of a SITREP via landline or radio:
 - a. Location of proposed/actual decontamination point.
 - b. Type of contamination.
 - c. Number of personnel/equipment to be decontaminated.
 - d. Status of casualties.
 - e. Additional support needed.
 - f. Remark
4. Upon completion of decontamination procedures, units will provide the following information to the Brigade NBCC:
 - a. Location of actual decontamination point.
 - b. Date/time decontamination completed.
 - c. Chemical Defense Equipment (CDE) resupply needs.
 - d. Remark

APPENDIX 8 (NBC PRINCIPLES) TO ANNEX J 800TH MP BDE (EPW/CI) TACSOP

1. **AVOIDANCE.** The first fundamental of NBC defense is avoidance. Avoidance addresses individual and/or unit measures taken to avoid or minimize NBC attack and reduce the effects of NBC hazards.

2. **PROTECTION.** The second fundamental is NBC protection. It is one of the four dynamics of combat power and consists of two primary components: actions to counter the enemy's firepower and actions to maintain the health and morale of soldiers. NBC protection encompasses both components. Its goal is conservation of the fighting potential of the force so it can be applied at the decisive time and place. We divide NBC protection into three broad areas—force, collective, and individual protection.

a. **Force Protection.** Force protection involves action taken to reduce the vulnerability of his force to an NBC attack. At battalion and below, this will require the unit to conduct a MOPP analysis. The result is a determination of protective equipment to be worn by soldiers. However, several other decisions concerning alarm placement and automatic masking criteria will be required as part of the analysis. The brigade will conduct a process called vulnerability assessment and risk reduction. The vulnerability assessment is an estimate of the impact of an enemy NBC attack. It occurs prior and after initiation of NBC warfare. This assessment will be used in conjunction with METT-T information to determine acceptable means of reducing force vulnerability.

b. **Collective Protection.** Collective protection addresses the uses of shelters to provide a contamination-free environment for selected portions of the force.

c. **Individual protection** involves those actions taken by individual soldiers to survive and continue the mission under NBC conditions.

(1) **MOPP.** A soldier's mission-oriented protection posture (MOPP) gear protects against NBC contamination. It consists of the overgarment, maskhood, overboots, protective gloves.

(2) Individual decontaminants, detection equipment, and antidotes.

3. **DECONTAMINATION.** The third fundamental of NBC defense is decontamination. It is the reduction of the contamination hazard by removal or neutralization of hazardous levels of NBC contamination on personnel and material.

4. Before soldiers can protect themselves against NBC hazards, they must first know what individual protection equipment is available and its capabilities.

a. **Battledress Overgarment (BDO).** The BDO is a woodland or desert camouflage, expendable overgarment consisting of a coat and trousers. The overgarment material consists of an outer layer of nylon cotton and an inner layer of charcoal impregnated polyurethane foam. Due to heavy impregnation of charcoal, some charcoal may be deposited on skin and clothing under the BDO; however, this will not detract from the BDO's chemical protection nor harm the wearer. The BDO comes sealed in a vapor-

APPENDIX 8 (NBC PRINCIPLES) TO ANNEX J 800TH MP BDE (EPW/CI) TACSOP

barrier bag that protects against rain, moisture, and sunlight. The BDO is water resistant, but not water proof and is normally worn as an outer garment. The BDO is normally worn over the duty uniform; however, in high temperatures it may be worn over underwear.

(1) Protection Capabilities. The BDO provides protection against vapors, liquid droplets, biological agents; toxins; and alpha and beta particles. When the BDO is worn and uncontaminated, its protective qualities last for 30 days. It is recommended that the BDO be replaced after 30 days but, the commander may extend the wear time when necessary. Wear time for the BDO begins when it is removed from its sealed bag, and stops when the BDO is sealed back in its vapor-barrier bag. If the original vapor-barrier bag is not available, return the BDO to a similar bag and seal with duct tape. Donning of the BDO regardless of the time, equals a day of wear. The BDO provides a minimum of 24 hrs of protection against exposure to liquid and vapor agents. Exchange the BDO within 24 hours of exposure to a liquid agent.

(2) Serviceability. The BDO becomes unserviceable if it is ripped, torn, fastener broken or missing, or petroleum, oils, or lubricants are spilled or splashed on the garment. For example, POL spills on a BDO sleeve or trouser legs soak through the BDO material, replace the BDO. Further, the BDO remains serviceable if the vapor-barrier bag suffers damage (i.e., pinholes, rips, tears), provided that the garment has not been physically damaged or exposed to water, POL spills, or chemical agents. When any packaging leak are discovered seal /repair them as soon as possible.

b. Chemical Protective Overgarment (CPOG). The CPOG is a woodland or desert camouflage, expendable overgarment consisting of a coat and trousers. The overgarment material consists of an outer layer of nylon cotton and an inner layer of charcoal impregnated polyurethane foam. Due to heavy impregnation of charcoal, some charcoal may be deposited on skin and clotting under the CPOG; however, this will not detract from the CPOG chemical protection nor harm the wearer. The CPOG comes sealed in a vapor-barrier bag that protects against rain, moisture, and sunlight. The CPOG is water resistant, but not water proof and is normally worn as an outer garment. The CPOG is normally worn over the duty uniform; however, in high temperatures it may be worn over underwear.

(1) Protection Capabilities. The CPOG provides protection against vapors, liquid droplets, biological agents; toxins; and alpha and beta particles. When the CPOG is worn and uncontaminated, its protective qualities last for 14 days. It is recommended that the CPOG be replaced after 14 days but, the commander may extend the wear time when necessary. Wear time for the CPOG begins when it is removed from its sealed bag, and stops when the CPOG is sealed back in its vapor-barrier bag. If the original vapor-barrier bag is not available, return the CPOG to a similar bag and seal with duct tape. Donning of the CPOG regardless of the time, equals a day of wear. The CPOG provides a minimum of 6 hrs of protection against exposure to liquid and vapor agents. Exchange the CPOG within 6 hours of exposure to a liquid agent.

APPENDIX 8 (NBC PRINCIPLES) TO ANNEX J 800TH MP BDE (EPW/CI) TACSOP

(2) Serviceability. The CPOG becomes unserviceable if it is ripped, torn, fastener broken or missing, or petroleum, oils, or lubricants are spilled or splashed on the garment. For example, POL spills on a CPOG sleeve or trouser legs soakthrough the CPOG material, replace the CPOG. Further, the CPOG remains serviceable if the vapor-barrier bag suffers damage (i.e., pinholes, rips, tears), provided that the garment has not been physically damaged or exposed to water, POL spills, or chemical agents. When any packaging leak are discovered seal/repair them as soon as possible.

c. Chemical Protective Glove Set. The glove set consists of an outer glove for protection and an inner glove for perspiration absorption. The outer gloves are made of an impermeable, blackbutyl rubber. The inner gloves are made of thin, white, cotton. These inner gloves can be worn on either hand. If either outer glove is punctured or torn, replace the pair of gloves. When engaged in heavy work during cold weather, soldiers should wear standard workgloves or blackshells over the butyl rubber gloves to protect them from damage.

(1) Protection Capabilities. The glove protects against liquid chemical agents and vapor hazards as long as they remain serviceable. Brigade soldiers typically wear 14 or 25 mil gloves which must be decontaminated or replaced within 24 hours after exposure. The contaminated glove may be decontaminated with a 5% bleach and water solution and reused indefinitely as long as they remain serviceable.

(2) Serviceability. Exposure of the rubber to DS2, breakfree, anti-seiz compound or any other petroleum-based products attack the gloves rubber polymers and makes them very sticky. Avoid contact with these material if possible. Determine serviceability by submerging air-filled glove in water and while squeezing, examine for bubbles to escape or by examining water-filled glove to see if water escapes while squeezing. If contents escape, the glove is unserviceable.

d. Chemical Overboots and Green Vinyl Overboots. Either the blackchemical overboots or the green vinyl overboots are available to protect soldiers from NBC agents, rain, and mud.

(1) Protection Capabilities. Overboots will protect soldiers from contamination of all known agents, vectors, and radiological particles for a minimum of 14 days. Protection continues past fourteen days provided the overboot remains serviceable. Wearing the overboots with combat boots underneath provides 24 hours of protection against all known agents following contamination. Decontaminate the overboot with a 5% bleach and water solution.

(2) Serviceability. Inspect overboots regularly to ensure their integrity is maintained, and replace if crack tears, or punctures are found. Continuous contact with DS2 (decontamination compound) or other petroleum based products will over time degrade its protection capability.

e. Protective Mask. Various models of protective mask exist. The primary

APPENDIX 8 (NBC PRINCIPLES) TO ANNEX J 800TH MP BDE (EPW/CI) TACSOP

protective mask used within the Brigade is the M40. Decontamination consists of hot soapy water. Canister filters were not designed for changes in a contaminated environment. Thus soldiers must perform maintenance in an ill clear area.

ANNEX K (STAFF JUDGE ADVOCATE) TO 800th MILITARY POLICE BRIGADE
TACSOP

1. REFERENCES.

- a. FM 3-19-40, Internment/Resettlement (I/R) Operations, 1 AUG 01
- b. FM 27-10, The Law of Land Warfare
- c. AR 190-8, OPNAVINST 3461.6, AFJI 31-304, MCO 3461.1, Enemy Prisoners of War, Retained Personnel, Civilian Internees and Other Detainees, 1 OCT 1997
- d. FM 19-60, Confinement and Correctional Treatment of US Military Prisoners

2. GENERAL: This appendix prescribes procedures for legal operations in field operations. These procedures pertain to all captured or detained persons in the custody of US forces within this command. Legal procedures for US military confinement operations are listed in item #7.

3. OPERATIONS: The Staff Judge Advocate has the following responsibilities/duties while engaged in operations.

- a. Provides the Brigade Commander with advise on legal matters pertaining to his command.
- b. Advises subordinate units on legal matters pertinent to their commands.
- c. Supervises the preparation of all court-martial and administrative discharges in the Brigade.
- d. Processes non-judicial punishment administered within the Brigade.
- e. Renders limited legal assistance to members of the Brigade.

4. CLAIMS.

a. Unit Claims Officers: Pursuant to para 2-4b, AR 27-2-, each unit will appoint a unit claims officer in order to process and investigate claims under AR 27-20.

b. Administrative Supervision: Unit claims officers will obtain advise of the SJA in the event an unusual type of claim is submitted or when difficulties are encountered in connection with claim investigation or reports of damage which may give rise to claims.

c. Legal Assistance: The Legal Assistance section of the supporting Staff Judge Advocate will provide legal assistance, advice and consultation for individuals and commanders in the 800th Military Police Brigade. Permission to consult with the SJA must be obtained through Command channels.

ANNEX K (STAFF JUDGE ADVOCATE) TO 800th MILITARY POLICE BRIGADE
TACSOP

5. HANDLING OF CAPTURED PERSONS.

a. All captured persons will be treated as EPW and extended the full protections of GPW until a competent Tribunal can determine their status.

b. Upon designation from the Commander, USCENTCOM, the Commander, 800th MP Brigade shall appoint Tribunals pursuant to Article 5, Geneva Convention, EPW, to determine the status of all captured persons whose status is otherwise in doubt.

c. The Tribunal shall conduct a hearing to resolve the status issue LAW CENTCOM REG 27-13. The captured person shall receive notice of this hearing in his native language and shall have an opportunity to be heard. The captured person may have a representative assist him at the hearing and may cross-examine witnesses or otherwise challenge evidence against him. The decision of the Tribunal at the conclusion of this hearing is final, subject to a review for legal sufficiency per para 5 below.

d. Upon determining their status, the captured persons will be handled as described below:

(1) EPW will be maintained in US custody until released from US custody or repatriated.

(2) Civil defendants will be turned over to the appropriate civil authorities.

(3) Civilian internees will be maintained in US custody until released or repatriated. They will be segregated from EPW and interred in separate enclosures.

(4) Innocent civilians will be released and returned to the place of their capture if requested.

(5) The record of a Tribunal, which determined that a captured person is not to be accorded EPW status, shall be reviewed by the Brigade Judge Advocate's office. If a record is found to be insufficient upon review, the individual concerned will be accorded EPW status, until such time as a competent Tribunal determines otherwise.

6. ENEMY PRISONER OF WAR (EPW) & CIVILIAN INTERNEES (CI).

a. The imposition of disciplinary sanctions and/or judicial proceedings against EPW or CI in the custody of US forces shall at all times comply with the express terms and implied tenor of Articles 82 - 108, GPW.

b. Disciplinary Sanctions.

(1) Only Camp Commanders may impose disciplinary sanctions against EPW or CI.

ANNEX K (STAFF JUDGE ADVOCATE) TO 800th MILITARY POLICE BRIGADE
TACSOP

(2) Disciplinary sanctions against EPW or CI may be imposed for breaches of camp rules and minor violations of the UCMJ to maintain order and discipline in the camp.

(3) Prior to imposing any disciplinary sanction against any EPW or CI, the Camp Commander concerned shall confer with the Chief, International Law at the Brigade Judge Advocate's office to insure that the proposed action and punishment is in compliance with Articles 88 and 89, GPW.

(4) EPWs or CIs confined as part of their disciplinary punishment shall be housed in the camp confinement facility in the camp where they would otherwise reside.

c. Judicial Proceedings,

(1) A court-martial convened against an EPW or CI shall follow the procedure described in Articles 99 - 108 GPW and the MCM. In the event that the operation of any procedure under both references are in direct conflict, the procedure outlined in GPW shall govern.

(2) Only the Commander, 800th MP Bde shall convene a court-martial regarding any serious violation of the UCMJ alleged to have been committed by an EPW or CI. Only a Camp Commander may prefer court martial charges against EPW or CI who is in his custody.

(3) Prior to preferring charges against an EPW or CI, the Internment Facility Commander shall confer with the Chief, Military Justice to insure the appropriateness of the contemplated action and charges. Upon the referral of charges to a court-martial, the Brigade Judge Advocate will notify the Protecting Power in accordance with Article 104, GPW.

(4) EPW or CI sentenced to a term of confinement as part of their sentence upon conviction by court-martial shall be housed in the camp confinement facility, separated from others residing there due to disciplinary sanctions, until their sentence is approved by the Convening Authority. Thereafter, they shall be removed to the theater confinement facility.

d. War Crimes Committed by a Captured Person.

(1) Allegations that a captured person committed a war crime shall be immediately referred to the intelligence assets at the camp where the person is located. Simultaneously, with this notification, contact shall be made with Corps Criminal Investigation Division (CID) assets.

(2) Upon being named as a suspected war criminal, the captured person shall be identified as such in the Prisoner of War Information (PWIS) system and segregated from other detained persons until this issue is resolved. All suspected war criminals may be interred together.

ANNEX K (STAFF JUDGE ADVOCATE) TO 800th MILITARY POLICE BRIGADE
TACSOP

(3) After enhancement at the TEC/JIF and investigation by CID, if there is probable cause to believe that a war crime was committed by the subject, the IF Commander will be immediately notified. The Internment Facility Commander will thereafter contact the 800th MP BDE Staff Judge Advocate's office as soon as possible.

(4) The procedure for the administration of General court-martial in the MCM shall apply to the processing of all charges alleging the commission of a war crime.

(5) The Commander, 800th MP Brigade, as the GCMCA, shall refer all charges alleging the commission of a war crime to a War Crime Tribunal that he shall appoint. Prior to referring the charges to such a tribunal, he shall notify the theater commander.

(6) Upon the referral of an allegation of a war crime to a War Crime Tribunal, the Brigade Judge Advocate will notify the Protecting Power in accordance with Article 104, GPW.

7. US CONFINEMENT LEGAL PROCEDURES.

a. Non-Judicial Punishment.

(1) The Commander, 800th MP Bde (I/R), has withheld the authority to impose non-judicial punishment pursuant to Article 15 UCMJ for all senior NCOs (E-8 and above) and all officers assigned/attached to the Brigade.

(2) All other US personnel against whom non-judicial punishment is being considered shall be administered to by the commander at the appropriate level of their chain of command (either company grade or field grade), depending upon the circumstances of the individual case.

(3) Prior to offering any soldier an Article 15, the Commander concerned shall confer with the Chief, Military Justice at the Brigade Judge Advocate's office to insure the appropriateness of the selected course of action and correctness of the proposed charges.

b. Court-Martial.

(1) The Commander, 800th MP Bde is the General court-martial Convening Authority (GCMCA). Each subordinate battalion commander is a Summary Courts - Martial Convening Authority (SCMCA). All matters deemed appropriate for trial by Special court-martial shall be so referred on the order of the GCMCA.

(2) The procedure for the administration of all courts-martial will be as described in the MCM.

ANNEX K (STAFF JUDGE ADVOCATE) TO 800th MILITARY POLICE BRIGADE
TACSOP

(3) Commanders contemplating the preferring of court-martial charges shall confer with the Chief, Military Justice, at the Brigade Judge Advocate's office as soon as possible. No charges will be preferred prior to this contact.

(4) Soldiers confined to a term of confinement as part of their sentence upon conviction by court-martial shall not be transported to the theater confinement facility until the Convening Authority approves the sentence.

c. War Crimes.

(1) Allegations that any US service member has committed a war crime shall be immediately referred to the Corps CID assets for investigation.

(2) Upon completion of the investigation by CID, if there is probable cause to believe that a war crime was committed by the accused, the accused service member's commander will be immediately notified. The affected commander shall thereafter confer with the Chief, International Law at the Brigade Judge Advocate's office as soon as possible.

(3) If judicial action is deemed appropriate, the allegation of the war crime will be prosecuted as any other serious violation of the UCMJ by way of a court-martial. Such a court-martial shall be convened by the procedures established in the MCM.

ANNEX L (OPERATIONS SECURITY) TO 800th MP BDE (EPW/CI) TACSOP

1. REFERENCES.

- a. AR 530-1, Operations Security.
- b. AR 530-4, Control of Compromising Emanations.
- c. TRADOC Pamphlet 526-6, Operational Security.

2. GENERAL.

- a. Purpose. To define the concept of OPSEC and the responsibilities for implementing OPSEC within the 800th MP Bde (EPW/CI).
- b. Applicability. These procedures and responsibilities are applicable to units assigned or attached to the 800th MP Bde (EPW/CI).

3. DEFINITIONS.

- a. OPSEC is the protection of military operations. This results from the identification, elimination or control of intelligence indicators, that are susceptible to hostile exploitation. It denies the enemy knowledge of planned, on-going, or completed operations. The principle sub-elements of OPSEC are Physical Security, Information Security, Signal Security, Deception, and Counter-surveillance activities.
- b. Physical Security is the protection of military personnel, equipment, facilities, materials, and documents from unauthorized disclosure. This is done through safeguarding, and the use of barriers or devices, which deny, limit, or alert friendly personnel to hostile attempts at access. This protection is provided by limiting access to areas using guards, security forces, challenge and password, LP/OPs, patrols, laying wire obstacles, practicing convoy security, and other such methods.
- c. Information Security is the protection provided for military information to prevent unauthorized disclosure. This is enhanced by briefing all personnel on S AEDA, limiting operations information to persons with a need-to-know, special handling of classified documents and waste, briefing troops at the lowest possible level, enforcing noise and light discipline, and refraining from posting information where it can be seen.
- d. Signal Security is the protection of military information by practicing COMSEC and electronics security (ELSEC) techniques. SIGSEC relates to the measures used with communications emitters and includes the use of operations codes, secure equipment, proper radio-telephone procedures, enforcing radio net discipline. ELSEC relates to the protective measures used with non-communications emitters and includes keeping radar turned off when not in use as well as masking radar signals.
- e. Deception and Counter-surveillance.

ANNEX L (OPERATIONS SECURITY) TO 800th MP BDE (EPW/CI) TACSOP

(1) Deception includes tactics and techniques which either mislead or confuse hostile forces about current and future friendly activities; prevents friendly stereotyped (patterned) activities; causes a delay in hostile response to friendly actions; or which exploits hostile knowledge of friendly activities or capabilities.

(2) Counter-surveillance is security techniques designed to prevent or decrease hostile observation of friendly operations. It includes techniques of camouflage and smoke, and the use of ruses, decoys, demonstrations, and security forces.

4. RESPONSIBILITIES.

a. Commanders. In discharging responsibilities for security, commanders will establish OPSEC programs, which will include:

(1) Conducting OPSEC analysis, based on mission and established OPSEC files; and review the hostile intelligence threat.

(2) Conducting threat and OPSEC awareness briefings. Conduct specific threat and countermeasures briefing prior to deployment.

(3) Ensuring that OPSEC annexes are included in operations orders and plans.

(4) Ensuring that OPSEC is planned and used in operations with an evaluation of OPSEC effectiveness conducted at the conclusion of each operation.

b. S-1.

(1) Ensures OPSEC countermeasures are considered in all personnel actions.

(2) Coordinations with MI units for debriefing of recovered US and allied prisoners of war.

(3) Screens unit information released to public information agencies to ensure adherence to information security.

c. S-2.

(1) The unit's specialist on intelligence and counterintelligence.

(2) Provides all source evaluations of the threat posed by hostile collection capabilities.

(3) Defines the protection required to safeguard information concerning operations activities.

ANNEX L (OPERATIONS SECURITY) TO 800th MP BDE (EPW/CI) TACSOP

(4) Assists and advises in operations pertinent to all intelligence and tactical counterintelligence aspects of OPSEC.

(5) Assists the S-3 prepare Essential Elements of Friendly Information (EEFI), vulnerability studies, and countermeasures employed by the units in support of OPSEC plans.

d. S-3.

(1) Exercises primary responsibility of OPSEC functions through coordination with other staff sections.

(2) Disseminates guidance regarding OPSEC policy and procedures.

(3) Integrates intelligence and counterintelligence aspects of OPSEC into planning and operations with the S-2.

(4) Reviews operational plans, reports, and activities to ensure consideration of OPSEC implications.

(5) Recommends EEFL Use Appendix 1 as a guide.

(6) Coordinates the development of countermeasures, through the implementation of the OPSEC Program. (Appendix 2)

(7) Prepares the OPSEC Annex to the OPORD based on the mission and activity in conjunction with the S-2.

e. S-4.

(1) Ensures that the actions taken in support of an operation or activity do not compromise the mission.

(2) Procures of counterintelligence materials.

f. Communications-Electronics (CE) Staff Officer.

(1) Plans and implements OPSEC countermeasures for unit signal communications. See Appendix 3.

(2) Identifies all C-E equipment, which holds, processes or transmits classified or sensitive information.

(3) Identifies and correct TEMPEST hazards.

ANNEX L (OPERATIONS SECURITY) TO 800th MP BDE (EPW/CI) TACSOP

(4) Provides COMSEC aids, call signs, and frequencies, specific procedures, modes of transmission, and type of traffic.

(5) Evaluates the probable consequences of electronic warfare (EW) directed against friendly communications.

g. Individuals. All the information hostile collectors gather on friendly forces develops a profile with which he can more easily and accurately determine friendly intentions. Every soldier is responsible for maintaining operations security.

5. OPSEC SURVEY. (Annex T, Appendix 4, Tab D)

a. OPSEC surveys are conducted to identify patterns of operational event sequences and to assess their vulnerability to hostile exploitation. The survey contributes to the OPSEC data base and yields recommendations on the use of countermeasures.

b. The survey addresses the application of OPSEC protective measures and recommends countermeasures for weaknesses and vulnerabilities. General areas that can be evaluated include:

- (1) Information/Personnel Security.
- (2) Communications Security.
- (3) Physical Security.
- (4) Logistical Security.
- (5) Personal Knowledge of OPSEC.

c. An OPSEC survey look at the activities in the unit from an enemy standpoint and reports vulnerabilities.

APPENDIXES:

1 - EEFI

2 - SIGSEC Program

APPENDIX I (ESSENTIAL ELEMENTS OF FRIENDLY INFORMATION) TO
ANNEX L (OPERATIONS SECURITY) TO 800th MP BDE (EPW/CI) TACSOP

1. Essential Elements of Friendly Information. List of the specific aspects of the operation, which must be withheld from the enemy. Most military operations can be subdivided into four phases; planning, preparation, execution, and operation (although in some cases, two or more phases may take place simultaneously). The preparation phase is a particularly important source of the enemy's prior knowledge. EEFI, which cannot be denied the enemy, such as departure of ships, aircraft, and personnel from bases believed to be under enemy surveillance, should be immediately identified for possible deception exploitation. Some Essential Elements of Friendly Information, which must be safeguarded, are:

a PLANNING PREPARATION EXECUTION AAR PHASE

- (1) The Corps Mission and geographic area of operation.
- (2) Task organizations and deployment date relating to the objective area.
- (3) Actual order of battle information of foreign countries.
- (4) Reference to objective area maps in conjunction with exercise designation.
- (5) Friendly operational plans, objective or intentions, to include all supporting operations.
- (6) Grid coordinates or grid zone designators which can be associated with real world locations in the operational area of interest.
- (7) Electronic warfare capabilities, effectiveness or plans.
- (8) Locations of tactical coordination points such as checkpoints, boundaries, phase lines, and friendly lines.
- (9) Status of tactical training, combat readiness or capabilities, or participating units/forces.
- (10) Any information which would establish or tend to establish an XVIII - Corps contingency operational interest in the objective area.
- (11) Rules of engagement or any other constraints on the operation, to include political considerations.
- (12) Air transportation support for deployment and operations.
- (13) Limitations to personnel and equipment, re-supply and support programs.
- (14) Collection requirements and priority intelligence requirements.

APPENDIX 1 (ESSENTIAL ELEMENTS OF FRIENDLY INFORMATION) TO
ANNEX L (OPERATIONS SECURITY) TO 800th MP BDE (EPW/CI) TACSOP

(15) All lines of communications that supply food, ammunition, and fuel.

APPENDIX 2 (SIGSEC PROGRAM) TO ANNEX L (OPERATIONS SECURITY) TO
800th MP BDE (EPW/CI) TACSOP

1. REFERENCE. FM 32-5, Signal Security.
2. General. SIGSEC is the protection afforded by the use of measures designed to deny unauthorized persons information of value which could be obtained from the possession or interception and analysis of communications and non-communications electromagnetic radiation systems, equipment or documents.
3. OBJECTIVES.
 - a. To establish an effective SIGSEC program for units of the 800th MP Bde (EPW/CI).
 - b. Define SIGSEC responsibilities throughout the command.
 - c. Provide for training of communications equipment operators in the proper SIGSEC measures and technique.
 - d. To increase the level of awareness of SIGSEC by all personnel in this command and of the consequences of poor SIGSEC techniques.
4. RESPONSIBILITIES. SIGSEC is a command responsibility.
 - a. S-2.
 - (1) In conjunction with the Brigade Communications Officer Electronics, keep the command apprised of the Signal Intelligence (SIGINT) threat posed by the opposing forces.
 - (2) Conduct periodic inspections of areas vulnerable to SIGINT.
 - b. S-3. As the OPSEC proponent, ensure that SIGINT is incorporated into all operations, plans, orders, and field training exercises.
 - c. Communications Electronics Officer.
 - (1) Prepare command SIGSEC program.
 - (2) Ensure that appropriate and sufficient COMSEC devices are on hand.
 - (3) Develop and monitor a SIGSEC program for individuals that enhances:
 - (a) Defense against radio intrusion and jamming.
 - (b) Implement of emergency SOI materials.

APPENDIX 2 (SIGSEC PROGRAM) TO ANNEX L (OPERATIONS SECURITY) TO
800th MP BDE (EPW/CI) TACSOP

(c) Use of encryption/decryption tables and OPCODES.

d. Individual Soldiers.

(1) Properly use radio telephone procedures.

(2) Properly use SOI encryption and authentication tables, OPCODES, and MIJI reporting format IAW the SOI supplement instructions.

(3) Report SIGSEC violations through chain of command.

ANNEX M (PUBLIC AFFAIRS) TO THE 800th MP BDE (EPW/CI) TACSOP

1. GENERAL. The Brigade Public Affairs Office will be responsible for all matters pertaining to the dissemination of command information, the conduct of media relations, the handling of press inquiries and the escort of press representatives. The section is comprised of an officer in charge, and NCOIC and a photojournalist. The Public Affairs Officer (PAO reports to the Brigade Deputy Commander and the Brigade Commander. PA section members will emphasize, in all phases, the minimizing of civilian and military media interference with military operations by strictly controlling media access to units and individuals within the AO. PA will also contribute to the morale and welfare of soldiers in the AO by gaining access to media outlets and promoting information that aids the soldier in living in their environment. The PA will coordinate with the G-2 to inform soldiers, DOD civilians and government contractors of their responsibilities for OPSEC and their responsibilities as representatives of their command when interacting with the media.

2. RESPONSIBILITIES.

a. The Public Affairs Officer (PAO) will:

- (1) Be responsible for internal operations of the section.
- (2) Report media request/activity to the Brigade Commander.
- (3) Coordinate a media day for press personnel.
- (4) Coordinate all press contacts and media visits.
- (5) Clear and approve requests for coverage/observation of exercise operations.
- (6) Approve and disseminate press releases.
- (7) Ensure a brigade newsletter is prepared and distributed on a weekly basis.
- (8) Establish and coordinate relations with the Joint Information Bureau (JIB) Combined Joint Information Bureau (CJIB) Media Center, Public Affairs Operations Center or other centralized Public Affairs operational entity.
- (9) Compile a reading file for the commander.
- (10) Prepare and present briefings as required.
- (11) Is the official spokesperson for the brigade.
- (12) Manage the Community Outreach Program for the Brigade.
- (13) Manages Hometown News Release program for brigade.

ANNEX M (PUBLIC AFFAIRS) TO THE 800th MP BDE (EPW/CI) TACSOP

b. Public Affairs NCOIC will:

- (1) Be responsible for the daily administrative functions of the Public Affairs office.
- (2) Act as editor of all brigade newsletters, news releases, and feature stories.
- (3) Assign and coordinate news releases, stories and establish deadlines.
- (4) Responsible for training section subordinates.
- (5) Responsible for gathering and disseminating Hometown News Releases.

c. The Photojournalist will:

- (1) Prepare news releases, write feature stories, and other assignments as assigned.
- (2) Maintain and operate photographic equipment.
- (3) Produce photo essays.

3. REQUESTS FOR ASSISTANCE. Requests for assistance by the PAO will be prioritized based on visibility and urgency, and handled according to priority.

4. The Brigade PAO will forward stories pertaining to brigade personnel to the Third US Army PAO at the discretion of the commander.

5. SUBORDINATE UNIT REQUIREMENTS

- a. Public affairs or Commander's representative will prepare an internment facility newsletter once a week for the local troop population, in cooperation with the S-2 staff, as required by the theater PAO
- b. Support Hometown News Release program: unit PA reps will collect and provide HNRs to brigade PAO as deemed necessary.
- c. NO interviews will be given to members of the media nor will access to the compound be grant without express consent of the Brigade Commander. Prisoners will not be photographed or interviewed.

6. STAFF SECTION REQUIREMENTS.

a. Section chiefs and special staff have the responsibility to ensure that all media inquiries and events are brought to the attention of the brigade PAO.

b. Command information will be made available by the section chiefs, and special staff to the brigade PAO as necessary.

c. Any media inquiries relating to brigade personnel will be coordinated with the brigade PAO.

ANNEX O (CHAPLAIN/UNIT MINISTRY TEAM) TO 800th MP BDE (EPW/CI)
TACSOP

1. REFERENCES.

- a. AR 165-1, Chaplain Activities in the United States Army
- b. AR 165-20, Duties of Chaplains and Responsibilities of Commanders
- c. FM 16-1, Religious Support
- d. FM 16-5, The Chaplain & Chaplain Assistant in Combat Operations
- e. FM 101-5, Staff Organization and Operations
- f. Joint Pub 1-05, Religious Ministry Support for Joint Operations
- g. DA Pam 600-75, Accommodating Religious Practices
- h. AR 190-8, Enemy Prisoners of War, Retained Personnel, Civilian Internees, and Other Detainees, 1 OCT 97
- i. DA PAM 27-1, Treaties Governing Land Warfare, December 1956
- j. Point Paper, 2 January 2002, Muslim Burial Procedures by CH (LTC) Gary Danielsen – ARCENT HQ.

2. GENERAL.

a. This Annex prescribes policies, procedures, and general guidance for the operation of the 800th MP Bde Chaplain Section for tactical operations.

b. Concept of Personnel Support. This SOP outlines basic administration, logistical, religious and professional procedures for the chaplain section.

c. The 800th MP Bde Chaplains assist and advise the commander on all matters pertaining to religion, morals, and morale as affected by religion. Also, serve as functional staff members who provide ministry to soldiers in combat environment.

(1) The 800th MP Bde Chaplains will work within the Brigade's SOP so as not to impede the Brigade in accomplishing its mission.

(2) The Chaplains must be aware of the overall plans for the unit in provision of ministry for that unit. By knowing what a unit will be doing, where it will be and when it will be there, the Chaplain will integrate plans for ministry to soldiers of the 800th MP Bde into the unit's operations plan.

ANNEX O (CHAPLAIN/UNIT MINISTRY TEAM) TO 800th MP BDE (EPW/CI)
TACSOP

(3) Chaplains will coordinate all religious coverage plans through the commander, and his staff. The chain of command will inform soldiers as to the availability of religious services and activities.

(4) The 800th MP Bde Staff Chaplain has the responsibility to assure the availability of personnel and equipment within the Brigade Chaplain Section and that they and the equipment are utilized to provide maximum religious coverage to the soldiers within the 800th MP Bde.

3. RELIGIOUS SERVICES.

a. Religious services will be conducted on Sundays and on weekdays as operations permit. Chaplains assigned to the 800th MP Bde will provide services for members of his or her religious denomination and will provide non-denominational services to accommodate the right of each soldier to free expression of religion in the event that Chaplains of other faiths are not available.

b. The Brigade Chaplain will maintain liaison with the senior chaplain in the area of operations. Any changes in the Task Organization will be reported to him as soon as possible.

c. Chaplains assigned to the 800th MP Bde will operate under the supervision of the Staff Chaplain, or his designated representative.

4. PASTORAL CARE.

a. Assigned Unit Ministry Teams (UMTs) will spend time visiting troops.

b. Assigned chaplains will be available for both individual and group counseling.

c. Coverage for personnel who are hospitalized or in confinement will be provided as operations permit.

d. When operations allow, the chaplain may organize study and discussion groups for all major faith groups.

e. Letters to families of deceased or seriously wounded personnel should not be sent until the Brigade Chaplain has been notified by the Commander or Brigade S-1 that the proper casualty reporting procedures have been followed LAW AR 600- 10.

f. Assigned chaplains will be aware of and will respond to the religious and spiritual needs of all soldiers in their AOR.

g. Pastoral coverage for EPW/CIs, detained personnel, refugees, and the local populace will be coordinated through the Brigade Chaplain, civilian religious leaders, the Brigade S-2 and S-3, and the TUSA G-5.

ANNEX O (CHAPLAIN/UNIT MINISTRY TEAM) TO 800th MP BDE (EPW/CI)
TACSOP

h. Provisions for religious retreats for all major faith groups will be made when the operation allows.

5. SPECIAL STAFF ACTIVITIES FOR THE COMMANDER.

a. **Administration.** The Brigade Chaplain will supervise the personnel in his section, attend staff meetings, and implement command orders and policies as they affect religious programs of the command.

(1) Casualties and emergencies will be reported to the S-1 who should notify the Brigade Chaplain. The Brigade Chaplain will communicate the information to Chaplain of the next higher headquarters immediately.

(2) Requests for baptism, marriage and funerals will be forwarded through the Brigade Chaplain. The Brigade Chaplain is responsible for tracking and maintaining all UMT Reports.

b. **Operations.** The Brigade Chaplain will:

(1) Provide the Commander a Religious Support Plan that supports all current missions.

(2) Ensure all UMTs are mission capable, and comply with readiness procedures and load plans.

c. The Brigade Chaplain ensures all UMTs utilize all available communications to provide ministry to their units.

d. The Brigade Chaplain will ensure that assigned chaplains establish communications with chaplains of higher, adjacent, and subordinate headquarters, as well as, civilian churches and religious organizations. The Brigade Chaplains will also provide liaison with the Family Support Group (FSG) and rear detachment.

6. **DENOMINATIONAL ACTIVITIES.** Denominational services, pastoral care, and religious education programs will be provided on an area coverage basis as the operations allows.

7. **FUNDS.** A chaplain's fund will not be established in the AO. Therefore, taking offerings during operations is prohibited.

APPENDIX I (DETAINEE BURIAL PROCEDURES) TO ANNEX O
(CHAPLAIN/UNIT MINISTRY TEAM) TO 800th MP BDE (EPW/CI) TACSOP

1. GENERAL.

a. Deceased detainees will be buried LAW AR 190-8, unless guidance from higher headquarters directs otherwise. Deceased detainees will be buried honorably in a cemetery established for them according to AR 638-30. They will be buried, if possible, according to the rites of their religion and customs of their military force.

b. Detainees will be buried individually and the use of mass graves is allowable only as a last resort.

c. A detainee's body may be cremated only due to imperative hygiene reasons, the detainee's religion, or the detainee's specific request. Ashes will be maintained by Graves Registration until proper disposal can be decided according to the wishes of the detainee's country of citizenship.

2. MUSLIM BURIAL PRACTICES.

a. In general, US forces attempt to accommodate the religious practices of military personnel and those persons in the care of the US military personnel. This guidance is informational in nature. This document is not intended to be a definitive explanation of burial practices for Muslims of all sects.

b. A Muslim must be buried within 24 hours of death, in a grave that is 6 feet in depth with the head facing Mecca and marked with a stone above the head. A death certificate should be issued and the family notified as soon as possible.

c. A Muslim, should if at all possible, should perform the burial and associated tasks. Most Muslims know the practices and can perform the burial services. An Imam does not have to be involved.

d. Preparation of the Body:

(1) Pressure is applied upon the abdomen to expel any gases.

(2) The body is completely washed and rinsed with soap and water in the following way. First, the right arm and side is washed downward, front and back, to the right leg and foot. Second, this procedure is then repeated for the left side. Third, the head is washed last. Shiites will perform this washing three times.

(3) After the body is washed, it is rubbed with "Kafoud," a pleasant smelling substance.

(4) The body is then wrapped with three pieces of white cloth. The first cloth is a wrap from the waist down to and including the feet and tied off with the remaining end. This procedure is repeated with the second cloth from the waist up to, and including the neck area. The third cloth wraps the face and head.

APPENDIX 1 (DETAINEE BURIAL PROCEDURES) TO ANNEX O
(CHAPLAIN/UNIT MINISTRY TEAM) TO 800th MP BDE (EPW/CI) TACSOP

e. The Koran is read, including special prayers for the dead.

f. The cloth wrapped body is placed directly in the ground with the head pointing to Mecca. No casket or body bag is to be used since the wrapped body must touch the earth. Dirt is then put on top of the body to fill the grave.

ANNEX P (ENEMY PRISONER OF WAR) TO THE 800th MP BDE (EPW/CI) TACSOP

1. REFERENCES.

- a. FM 19-4, Military Police Combat Operations.
- b. FM 3-19.40, Military Police Internment/Resettlement Operations
- c. AR 190-8, OPNAVINST 3461.6, AFJI 31-304, MCO 3461.1, Enemy Prisoners of War, Retained Personnel, Civilian Internees and Other Detainees
- d. FM 27-10, The Law of Land Warfare
- e. Consolidated TOE Update (CTU) 2000-04, Military Police Organizations

2. PURPOSE. The annex prescribes the procedures used by the 800th MP Bde (EPW/CI) for Enemy Prisoner of War (EPW/CI) operations.

3. GENERAL.

a. The EPW/CI mission is of humane as well as tactical importance. Theater MPs secure, handle, account for, process and care for EPW/CI.

b. RESPONSIBILITIES.

(1) The brigade commander is responsible for providing command & control, staff planning and supervision of EPW/CI operations by assigned and attached MP elements for the operation of the theater EPW/CI IIs.

(2) Commanders of units at any echelon are responsible for the proper treatment, protection, accountability and sustainment of EPW/CIs in their custody.

(3) Various types of units support EPW/CI operations. These specific types of units, their missions and capabilities are identified in CTU 2000-04, Military Police Organizations.

c. EVACUATION.

(1) Military Police Escort Guards go forward to Corps Holding areas and escort EPW/CI to Internment Facilities.

(2) They perform the following actions for efficient evacuation:

(a) If available, prior dispatch of MP escort guard companies (MTOE 10-47) to each supported corps enhances TUSA evacuation efforts.

(2) All EPW/CIs will be promptly evacuated to the rear.

ANNEX P (ENEMY PRISONER OF WAR) TO THE 800th MP BDE (EPW/CI) TACSOP

(3) Transportation of EPW/CIs should not interfere with tactical movements of US or allied troops.

(4) Backhaul is the primary means of transport of EPW to the Theater IF.

(5) Allow EPW/CIs to retain personnel property, to include chemical protective outer garments, chemical protective masks, OCIE, i.e. blankets, canteens, helmets, sleeping mats, and other items which do not pose a threat.

(6) MPs ensure that the proper paperwork (DA Form 4137, DD Form 515 and DD Form 2708) is complete before captives are evacuated. These forms are available on the internet at www.usapa.army.mil. If necessary, a DD Form 2708 (annotated with the number of prisoners) and a manifest will suffice. Do not expose captives to unnecessary danger, and protect them while they are awaiting evacuation.

(7) EPW/CIs may be evacuated directly to an EPW/CI IF bypassing the Corps Holding Area if circumstances permit.

(8) EPW/CI litter patients are evacuated through medical channels.

d. PROCESSING/RECEIVING.

(1) All EPW/CIs are:

(a) Searched for concealed weapons, equipment and documents of intelligence value.

(b) Segregated by: officer, NCOs, sex, nationality and ideology.

(c) Medically segregated as walking wounded/sick or non-walking wounded/sick.

(2) All EPW/CIs are counted and receipted for upon arrival at the Corps EPW/CI Holding Area. See Appendix 1 for processing flowchart.

(3) A receipt for the EPW/CI (Receipt for Inmate or Detained Person-DD Form 2708, more than one prisoner may be listed on each form) and any accompanying documents, and equipment signed for on an Evidence/Property Custody document (DA Form 4137) by the commander of the escort guard company. See Appendix 2.

(4) The capturing unit completes DA Form 5976, Enemy Prisoner of War Capture Tag. DA Form 5976 should agree with DA Form 4137.

(5) Except for weapons and documents of intelligence value, EPW/CI are allowed, pending arrival at a EPW/CI camp in COMMZ, to retain personal property, protective gear, helmet, NBC gear, etc, and personal effects in their possession at capture.

ANNEX P (ENEMY PRISONER OF WAR) TO THE 800th MP BDE (EPW/CI) TACSOP

(6) See FM 3-19-40, Chapters 3-5 for specifications on processing and receiving.

e. ADMINISTRATION: The following guidelines are applicable to the administration of Internment Facilities:

(1) EPW/CIs are used for the internal administration and operations, whenever possible.

(2) Maximum use is made of captured equipment and supplies.

(3) Retained medical personnel and EPW/CIs with medical training are used in caring for their own sick and wounded.

(4) See FM 3-19-40, Chapter 4 for specifications on administration.

g. INTERNMENT FACILITIES (IFs). IFs are constructed with the support of the Theater ENCOM and are:

(1) Intended to hold EPW/CIs indefinitely; METT-T determines how long EPW/CIs will be held before repatriation.

(2) Close to evacuation routes.

(3) Close to supply facilities.

(4) Near emergency medical care.

(5) Protected from enemy activity.

(6) In existing buildings, if available.

(7) See Annex I, Service Support, for specifications on Camp Construction, Bill of Materials (BOM) and logistical requirements to support EPW/CI operations.

APPENDIXES:

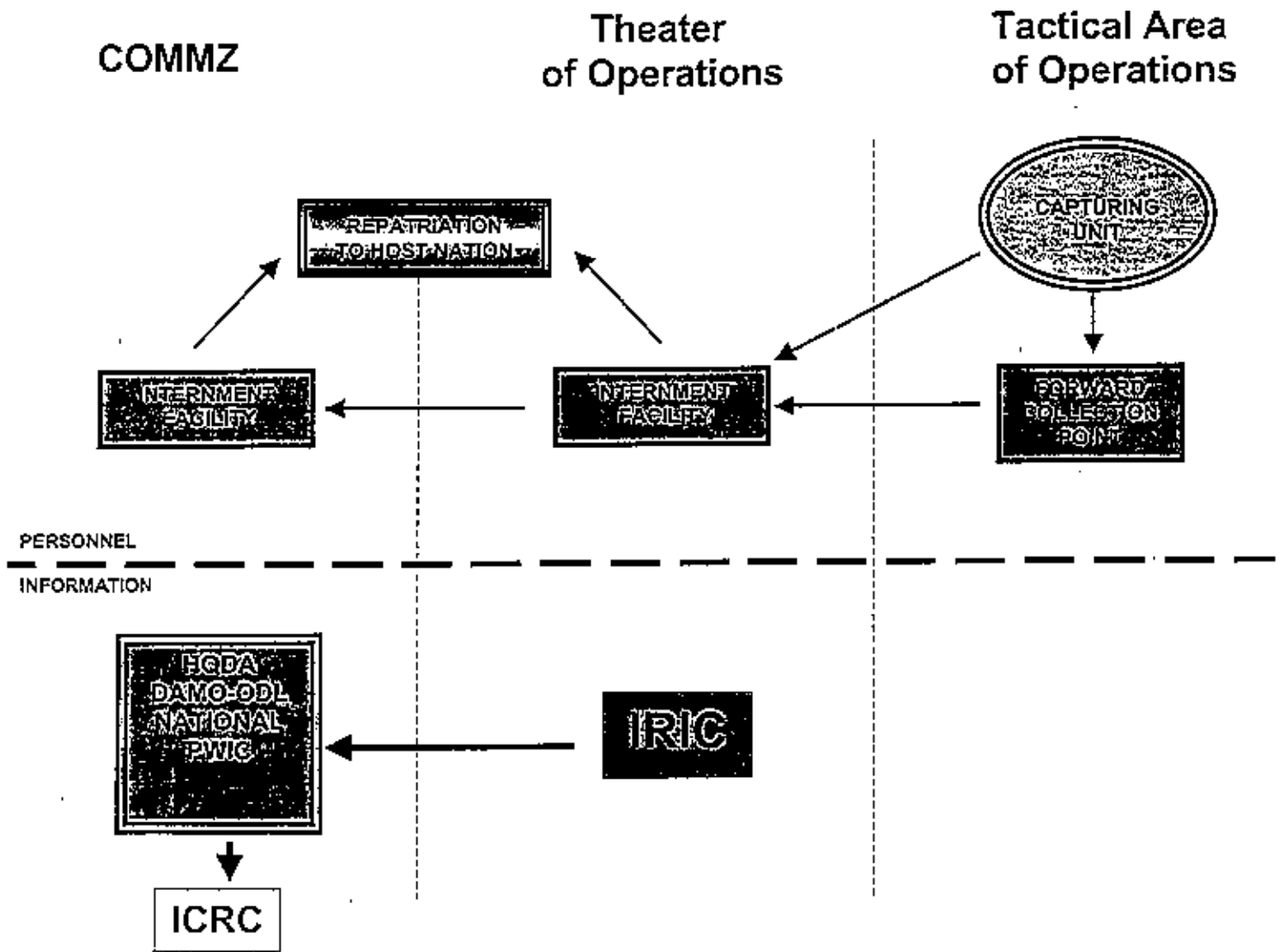
1 - EPW/CI Flow Chart

2 - Sample Forms (DD Form 515, DD Form 2708, DD Form 2745, and DA Form 4137)

3 - Policy, Forms, and the Preparation of Forms for Evacuating, Processing, and Interning Captives

4 - Transfer EPW Procedures

APPENDIX 1 (EPW/CI FLOW CHART) TO ANNEX P (ENEMY PRISONER OF WAR)
TO THE 800th MILITARY POLICE BRIGADE (EPW/CI) TACSOP



APPENDIX 2 (SAMPLE FORMS, DD FORM 515, DD FORM 2708, DD FORM 2745 & DA FORM 4137) TO ANNEX P (ENEMY PRISONER OF WAR) TO THE 800th MILITARY POLICE BRIGADE (EPW/CI) TACSOP

RECEIPT FOR INMATE OR DETAINED PERSON		
1. RECEIVED FROM (Unit or Agency and Station)	2. TIME	3. DATE (YYYYMMDD)
4. INMATE NAME (Last, First, Middle)	5. SSN	6. GRADE
7. ORGANIZATION	8. STATION	
9. OFFENSE		
10. PERSONAL PROPERTY		
11. REMARKS		
12. NAME AND TITLE OF PERSON RECEIVING ABOVE INDIVIDUAL	13. SSN	14. GRADE
15. RECEIVING UNIT OR AGENCY AND STATION	16. SIGNATURE	

DD FORM 2708, NOV 1999

WRAPA V1.00

APPENDIX 2 (SAMPLE FORMS, DD FORM 515, DD FORM 2708, DD FORM 2745 & DA FORM 4137) TO ANNEX P (ENEMY PRISONER OF WAR) TO THE 800th MILITARY POLICE BRIGADE (EPW/CI) TACSOP

<p align="center">ENEMY PRISONER OF WAR (EPW) CAPTURE TAG (PART A)</p> <p align="center">For use of this form, see AM 190-8. The proponent is generally DCSOP6.</p> <p>Attach this part of tag to EPW. (Do not remove from EPW.)</p> <ol style="list-style-type: none"> 1. Search - For weapons, military documents, or special equipment. 2. Silence - Prohibit talking among EPWs for ease of control. 3. Segregate - By rank, sex, and nationality. 4. Safeguard - To prevent harm or escape. 5. Speed - Evacuate from the combat zone. 6. Tag - Prisoners and documents or special equipment. 	<table border="1"> <tr> <td colspan="2">1. DATE AND TIME OF CAPTURE 1113D</td> <td colspan="2">E. SERIAL NO. 0090829</td> <td>A</td> </tr> <tr> <td colspan="2">2. NAME DD</td> <td colspan="2">3. SERVICE NO. 12B5</td> <td></td> </tr> <tr> <td colspan="2">4. GRADE D</td> <td colspan="2">5. SERVICE NO. 123-45-6789</td> <td></td> </tr> <tr> <td colspan="2">7. UNIT OF EPW 122D</td> <td colspan="2">8. CAPTURED UNIT 4ID</td> <td></td> </tr> <tr> <td colspan="5">9. LOCATION OF CAPTURE (grid coordinates) B82456</td> </tr> <tr> <td colspan="2">10. CIRCUMSTANCES OF CAPTURE D D</td> <td colspan="2">11. PHYSICAL DESCRIPTION OF EPW D D</td> <td>12. WEAPONS, EQUIP. IDENT. NUMBERS 87D D D</td> </tr> </table>	1. DATE AND TIME OF CAPTURE 1113D		E. SERIAL NO. 0090829		A	2. NAME DD		3. SERVICE NO. 12B5			4. GRADE D		5. SERVICE NO. 123-45-6789			7. UNIT OF EPW 122D		8. CAPTURED UNIT 4ID			9. LOCATION OF CAPTURE (grid coordinates) B82456					10. CIRCUMSTANCES OF CAPTURE D D		11. PHYSICAL DESCRIPTION OF EPW D D		12. WEAPONS, EQUIP. IDENT. NUMBERS 87D D D
1. DATE AND TIME OF CAPTURE 1113D		E. SERIAL NO. 0090829		A																											
2. NAME DD		3. SERVICE NO. 12B5																													
4. GRADE D		5. SERVICE NO. 123-45-6789																													
7. UNIT OF EPW 122D		8. CAPTURED UNIT 4ID																													
9. LOCATION OF CAPTURE (grid coordinates) B82456																															
10. CIRCUMSTANCES OF CAPTURE D D		11. PHYSICAL DESCRIPTION OF EPW D D		12. WEAPONS, EQUIP. IDENT. NUMBERS 87D D D																											
DD FORM 2745 (BACK), MAY 68	DD FORM 2745, MAY 68 REPLACES DA FORM 2745, JAN 57, USABLE UNTIL EXHAUSTED.																														
<p align="center">UNIT RECORD CARD (PART B)</p> <p align="center">Forward to Unit. (Departing unit retains for records.)</p> <p>Use string, wire, or other durable material to attach the appropriate section of this form to the EPW's equipment or property.</p>	<table border="1"> <tr> <td colspan="2">1. DATE AND TIME OF CAPTURE 1113D</td> <td colspan="2">E. SERIAL NO. 0090829</td> <td>B</td> </tr> <tr> <td colspan="2">2. NAME DB</td> <td colspan="2">3. SERVICE NO. 12B5</td> <td></td> </tr> <tr> <td colspan="2">4. GRADE D</td> <td colspan="2">5. SERVICE NO. 123-45-6789</td> <td></td> </tr> <tr> <td colspan="2">7. UNIT OF EPW 122D</td> <td colspan="2">8. CAPTURED UNIT 4ID</td> <td></td> </tr> <tr> <td colspan="5">9. LOCATION OF CAPTURE (grid coordinates) B82456</td> </tr> <tr> <td colspan="2">10. CIRCUMSTANCES OF CAPTURE D D</td> <td colspan="2">11. PHYSICAL DESCRIPTION OF EPW D D</td> <td>12. WEAPONS, EQUIP. IDENT. NUMBERS 87D D D</td> </tr> </table>	1. DATE AND TIME OF CAPTURE 1113D		E. SERIAL NO. 0090829		B	2. NAME DB		3. SERVICE NO. 12B5			4. GRADE D		5. SERVICE NO. 123-45-6789			7. UNIT OF EPW 122D		8. CAPTURED UNIT 4ID			9. LOCATION OF CAPTURE (grid coordinates) B82456					10. CIRCUMSTANCES OF CAPTURE D D		11. PHYSICAL DESCRIPTION OF EPW D D		12. WEAPONS, EQUIP. IDENT. NUMBERS 87D D D
1. DATE AND TIME OF CAPTURE 1113D		E. SERIAL NO. 0090829		B																											
2. NAME DB		3. SERVICE NO. 12B5																													
4. GRADE D		5. SERVICE NO. 123-45-6789																													
7. UNIT OF EPW 122D		8. CAPTURED UNIT 4ID																													
9. LOCATION OF CAPTURE (grid coordinates) B82456																															
10. CIRCUMSTANCES OF CAPTURE D D		11. PHYSICAL DESCRIPTION OF EPW D D		12. WEAPONS, EQUIP. IDENT. NUMBERS 87D D D																											
DD FORM 2745 (BACK), MAY 68	DD FORM 2745, MAY 68 REPLACES DA FORM 2745, JAN 57, USABLE UNTIL EXHAUSTED.																														
<p align="center">DOCUMENT/SPECIAL EQUIPMENT WEAPON CARD (PART C)</p> <p>Attach this part of tag to property taken. (Do not remove from property.)</p> <p>As a minimum, the tag must include the following information:</p> <p>Item 1. Date and time of capture (YYYYMMDD).</p> <p>Item 8. Capturing unit.</p> <p>Item 9. Place of capture (grid coordinates).</p> <p>Item 10. Circumstances of capture (how the EPW was captured).</p>	<table border="1"> <tr> <td colspan="2">1. DATE AND TIME OF CAPTURE 1113D</td> <td colspan="2">E. SERIAL NO. 0090829</td> <td>C</td> </tr> <tr> <td colspan="2">2. NAME DD</td> <td colspan="2">3. SERVICE NO. 12B5</td> <td></td> </tr> <tr> <td colspan="2">4. GRADE D</td> <td colspan="2">5. SERVICE NO. 123-45-6789</td> <td></td> </tr> <tr> <td colspan="2">7. UNIT OF EPW 122D</td> <td colspan="2">8. CAPTURED UNIT 4ID</td> <td></td> </tr> <tr> <td colspan="5">9. LOCATION OF CAPTURE (grid coordinates) B82456</td> </tr> <tr> <td colspan="5">10. DESCRIPTION OF WEAPONS, SPECIAL EQUIPMENT, IDENTIFIERS 87D</td> </tr> </table>	1. DATE AND TIME OF CAPTURE 1113D		E. SERIAL NO. 0090829		C	2. NAME DD		3. SERVICE NO. 12B5			4. GRADE D		5. SERVICE NO. 123-45-6789			7. UNIT OF EPW 122D		8. CAPTURED UNIT 4ID			9. LOCATION OF CAPTURE (grid coordinates) B82456					10. DESCRIPTION OF WEAPONS, SPECIAL EQUIPMENT, IDENTIFIERS 87D				
1. DATE AND TIME OF CAPTURE 1113D		E. SERIAL NO. 0090829		C																											
2. NAME DD		3. SERVICE NO. 12B5																													
4. GRADE D		5. SERVICE NO. 123-45-6789																													
7. UNIT OF EPW 122D		8. CAPTURED UNIT 4ID																													
9. LOCATION OF CAPTURE (grid coordinates) B82456																															
10. DESCRIPTION OF WEAPONS, SPECIAL EQUIPMENT, IDENTIFIERS 87D																															
DD FORM 2745 (BACK), MAY 68	DD FORM 2745, MAY 68 REPLACES DA FORM 2745, JAN 57, USABLE UNTIL EXHAUSTED.																														

Figure 3-1. Sample DD Form 2745

APPENDIX 2 (SAMPLE FORMS, DD FORM 515, DD FORM 2708, DD FORM 2745 & DA FORM 4137) TO ANNEX P (ENEMY PRISONER OF WAR) TO THE 800th MILITARY POLICE BRIGADE (EPW/CI) TACSOP

EVIDENCE/PROPERTY CUSTODY DOCUMENT		MPC/CI SEQUENCE NUMBER		
For use of this form, see AR 190-45 and AR 195-6; the procuring agency is US Army Criminal Investigation Command		CRD REPORT/CI/ROI NUMBER		
RECEIVING AGENCY		LOCATION		
NAME, GRADE AND TITLE OF PERSON FROM WHOM RECEIVED <input type="checkbox"/> OWNER <input type="checkbox"/> OTHER		ADDRESS (include Zip Code)		
LOCATION FROM WHERE OBTAINED		REASON OBTAINED	TIME/DATE OBTAINED	
ITEM NO.	QUANTITY	DESCRIPTION OF ARTICLES <i>(include model, serial number, condition and unusual marks or scratches)</i>		
CHAIN OF CUSTODY				
ITEM NO.	DATE	RELEASED BY	RECEIVED BY	PURPOSE OF CHANGE OF CUSTODY
		SIGNATURE	SIGNATURE	
		NAME, GRADE OR TITLE	NAME, GRADE OR TITLE	
		SIGNATURE	SIGNATURE	
		NAME, GRADE OR TITLE	NAME, GRADE OR TITLE	
		SIGNATURE	SIGNATURE	
		NAME, GRADE OR TITLE	NAME, GRADE OR TITLE	
		SIGNATURE	SIGNATURE	
		NAME, GRADE OR TITLE	NAME, GRADE OR TITLE	
		SIGNATURE	SIGNATURE	
		NAME, GRADE OR TITLE	NAME, GRADE OR TITLE	

DA FORM 4137, 1 JUL 76

Replaces DA FORM 4137, 1 Aug 74 and DA FORM 4137-1, Privacy Act Statement 20 Sep 75 which are obsolete

LOCATION _____

DOCUMENT NUMBER _____

USAPPCV1.00

APPENDIX 3 (POLICY, FORMS, AND THE PREPARATION OF FORMS FOR
EVACUATING, PROCESSING, AND INTERNING CAPTIVES) TO ANNEX P
(ENEMY PRISONER OF WAR) TO THE 800th MILITARY POLICE BRIGADE
(EPW/CI) TACSOP

1. References

AR 37-36 Pay, Allowance, and Deposit and Personal Funds: Prisoner of War and Civilian
Internees
AR 40-5 Health and Environment
AR 40-66 Medical Record and Quantity Assurance Administration
AR 40-400 Patient Administration
AR 40-501 Standards of Medical Fitness
AR 55-355 Military Traffic Management Regulation
AR 65-75 Unit Mail Service
AR 190-8, OPNAVINST 3461.6, AFJI 31-304, MCO 3461.1, Enemy Prisoners of War,
Civilian Internees, Retained Personnel and Other Detainees
AR 190-40 Serious Incident Report
AR 190-47 The US Army Correctional System
AR 310-25 Dictionary of United States Army Terms
AR 340-3 Official Mail
AR 350-216 The Geneva Conventions of 1949 and Hague Convention IV of 1907
AR 355-15 Management Information Control Systems
AR 380-5 Department of the Army Information Security Program
AR 380-235 Enemy Prisoner of War and Civilian Internee Communication Censorship
AR 385 Series Army Safety Program
AR 600-8-1 Army Casualty and Memorial Affairs and Line of Duty Investigations
AR 600-25 Salutes, Honors, and Visits of Courtesy
AR 600-85 Alcohol and Drug Abuse Prevention and Control Program
AR 638-30 Graves Registration Organization and Functions and Support of Major Military
Operations
AR 638-40 Care and Disposition of Remains
AR 670-1 Wear and Appearance of Army Uniforms and Insignia
AR 735-11 Accounting for Lost, Damaged and Destroyed Property
DA PAM 27-1 Treaties Governing Land Warfare
FM 22-5 Drill and Ceremonies
Dictionary of Occupational Titles
Manual for Courts-Martial, United States 1984
Uniform Code of Military Justice

2. STANAGs REQUIRED:

STANAG 2033 Interrogation of Prisoners of War (PW)
STANAG 2044 Procedures for Dealing with Prisoners of War
STANAG 2070 Emergency War Burial Procedures
STANAG 2084 Handling and Reporting of Captured Enemy Equipment Documents

APPENDIX 3 (POLICY, FORMS, AND THE PREPARATION OF FORMS FOR EVACUATING, PROCESSING, AND INTERNING CAPTIVES) TO ANNEX P (ENEMY PRISONER OF WAR) TO THE 800th MILITARY POLICE BRIGADE (EPW/CI) TACSOP

3. FORMS REQUIRED:

DA 1131-R Prisoner's Cash Account - Personal Deposit Fund
DA 1132-R Prisoner's Personal Property List -
Personal Deposit Fund
DA 1594 Daily Staff Journal or Duty Officer's Log
DA 2662-R US Army EPW/CI Identify Card
DA 2663-R Fingerprint Card
DA 2664-R Weight Register (PW)
DA 2665-R Capture Card for PW
DA 2666-R PW Notification of Address
DA 2667-R PW Mail (letter)
DA 2668-R PW Post Card
DA 2669-R Certificate of Death
DA 2670-R Mixed Medical Commission Certificate for EPW/CI
DA 2671-R Certification of Direct Repatriation of EPW/CI
DA 2672-R Classification Questionnaire for Officer Retained Personnel
DA 2673-R Classification Questionnaire for Enlisted Retained Personnel
DA 2674-R Enemy Prisoner of War/Civilian Internee Strength Report
DA 2675-R Certificate of Work Incurred Injury or Disability
DA 2677-R US Army Civilian Internee Identity Card
DA 2678-R Civilian Internee National-Internment Card
DA 2679-R Civilian Internee Letter
DA 2680-R Civilian Internee National Post Card
DA 3161 Request for Issue for Turn-In
DA 4137 Evidence/Property Custody Document
DA 4237-R Detainee Personnel Record
DA 5367-R Personnel Status Report
DA 5451-R Certification of Need for Employment of Enemy Prisoner of War
DA 5452-R Contract of Labor of EPW/CI
DA 5452-1-R Instruction to Contractor
DA 497 Confinement Order
DD 551 Record of Internment I
DD 629 Receipt of Prisoner of Detained Person E

E = Evacuating; P = Processing; I = Interning.

* Also used for processing at medical facilities.

APPENDIX 3 (POLICY, FORMS, AND THE PREPARATION OF FORMS FOR EVACUATING, PROCESSING, AND INTERNING CAPTIVES) TO ANNEX P (ENEMY PRISONER OF WAR) TO THE 800th MILITARY POLICE BRIGADE (EPW/CI) TACSOP

4. PREPARATION REQUIRED:

a. Use DD Form 2708 to accept custody of captives and DA Form 4137 to account for property taken from captives during evacuation. When evacuating captives to the rear or transferring them to MUI control or medical channels give escorts copies of both forms. Retain or forward one copy to PM operations section. These forms established positive accountability of captives and their property and can be used later to substantiate proper care and treatment. Give captives copies of receipts for property that is seized.

b. Prepare an original and one copy of DA Form 4237-R, Detainee Personnel Record, the primary source document for administrative information about captives. Original stays at facility where captive is interned until released or repatriated; copy is forwarded through MP channels to Branch PWIC.

c. Enter on the DA Form 4237-R, the ISN, name, rank, enemy service number, sex, date and place where prepared, date of capture, place of capture, capturing unit's identification code, country served, physical condition, and any information from his ID card.

d. Prepare ID card, even if they have one issued by their government: DA Form 2662-R for EPW/CIs; DA Form 2677-R for CIs; DA Form 2672-R for officer EPW/CI claiming status as retained person.

e. Prepare original and two copies of DA Form 1132, See AR 37-36 for discussion, Prisoner's Personal Property List - Personal Deposit Fund: original goes in captive's personnel files, one copy goes with impounded property, one copy goes to captive.

f. Prepare two copies of DA Form 2663-R, Fingerprint Card: forward one to internment facility; one goes to Branch PWIC for classification. USES ADP fingerprint reading if available. Fill out administrative information, such as name and rank.

g. Prepare one copy of DA Form 2664-R, Weight Register.

h. Make weight, fingerprint, and photo entries on DA Form 2663-R and identity card.

i. Attach one photo to DA Form 4237-R.

j. Attach one photo to ID card.

k. Laminate ID card after photo is attached and all entries made.

l. List on DA Form 1132-R property returned to captive or kept during internment. Do not list any confiscated property on form.

APPENDIX 3 (POLICY, FORMS, AND THE PREPARATION OF FORMS FOR EVACUATING, PROCESSING, AND INTERNING CAPTIVES) TO ANNEX P (ENEMY PRISONER OF WAR) TO THE 800th MILITARY POLICE BRIGADE (EPW/CI) TACSOP

- m. Use DA Form 3161 to account for confiscated property, arms, ammunition, and equipment with intelligence value.
- n. File with captive's supply records copies of DA Form 4137 or DA Form 3161 used to account for property during evacuation.
- o. Use DA Form 1131-R, Prisoner's Cash Account - Personal Deposit Fund, to account for US currency found in possession of captives. Turn-in form to supporting finance and accounting office.
- p. Use DA Form 1132-R, Prisoner Personal Property List and Personal Deposit Fund, to account for currency; treat as property.
- q. Captives prepare notification of capture card, DA Form 2665-R.
- r. Captives prepare notification of address cards, DA Form 2665-R for EPW/CIs; DA Forms 2678-R for CIs, where they are interned.

APPENDIX 4 (TRANSFER EPW/CI PROCEDURES) TO ANNEX P (ENEMY PRISONER OF WAR) TO THE 800th MP BDE (EPW/CI) TACSOP

1. PURPOSE. To provide guidance in establishing responsibilities for EPW/CI liaison teams in the event of transfer of EPW/CI in the custody of the Armed Forces of the United States (US) to the custody of the Armed Forces of the Host Nation (H/N) consistent with the requirements of reference "e" below; and in establishing accountability both at start, and as other EPW/CI status changes occur due to transfers to medical channels, casualties, and repatriation.

2. REFERENCES. Required publications are listed below.

- a. DOD Directive 5100.69 "DOD Enemy PW/Detainee Program"
- b. AR 190-8, OPNAVINST 3461.6, AFJI 31-304, MCO 3461.1 Enemy Prisoners of War, Retained Personnel, Civilian Internees and Other Detainees
- c. Geneva Convention Relative to the Treatment of Prisoners of War
- d. Geneva Convention Relative to the Protection of Civilian Persons in Time of War
- e. Agreement on the Transfer of Prisoners of War and Civilian Internees between the Government of the United States of America and the Host Nation Government

3. POLICY.

- a. The United States, as signatory, is bound by the treaty provisions of the Geneva Conventions of 12 August 1949 and other requirements of international law pertaining to the conduct of EPW/CI operations.
- b. The Armed Forces of the United States will comply with the Geneva Conventions that govern the treatment and accountability of EPW/CI and other detained persons.
- c. Article 12 of the Convention relative to the treatment of Prisoners of War and article 45 of the Convention Relative to the Protection of Civilian Persons in Time of War allow the transfer of EPW/CI among parties to the Convention.
- d. Detained Personnel accorded an appropriate legal status under international law may be transferred to or from custody of the Armed Forces of the United States, as authorized by the Geneva Conventions, upon the approval of Assistant Secretary of Defense (International Security Affairs).
- e. EPW/CI transfer operations are conducted in accordance with agreements established between the H/N and the US.

APPENDIX 4 (TRANSFER EPW/CI PROCEDURES) TO ANNEX F (ENEMY PRISONER OF WAR) TO THE 800th MP BDE (EPW/CI) TACSOP

f. EPW/CIs captured and in custody of Allied Forces will be accepted by the US Forces and will be transferred to the custody of the H/N in the same manner as US captured EPW/CI.

g. The transfer of EPW/CI in the custody of the US to the custody of the H/N does not absolve the US of responsibility for accountability, safeguarding, and protecting their rights under the provisions of the Geneva Conventions. Although this responsibility is shared by both nations, with primary responsibility with the H/N and the residual responsibility with the US, it remains a vital interest of the United States.

h. The agreement between the US and the H/N on the transfer of EPW/CI provides that US liaison officers will be assigned and have access to each internment facility for the purposes of logistic and administrative cooperation and for the collection of information on facilities, personnel and records of US transferred EPW/CI. Further, they will be allowed to conduct interrogations of EPW/CI.

4. RESPONSIBILITIES. Commanders will safeguard, maintain, and ensure humane treatment for all EPW/CI taken into their custody. Upon transfer of EPW/CI from US custody to the custody of the H/N, this responsibility is shared by both countries.

a. Upon determination that the transfer of EPW/CI in US custody is to be made to the H/N, US Liaison Teams will be designated for all facilities used by the H/N to intern EPW/CI transferred from the custody of the US to the custody of the H/N.

b. US EPW/CI Internment Facilities will complete the processing of all EPW/CI captured by US Forces before their transfer to the H/N. This processing will include the following:

(1) Administrative processing to include the preparation of personnel records, medical records (to include weight at time of capture and time of transfer), fingerprint cards, identity cards and assignment of Internec Serial Numbers (ISN).

(2) Classification according to the Geneva Convention as enemy prisoner of war (EPW/CI), civilian internee (CI), Retained Personnel (RP), Other Detainees (OD) or displaced civilian (DC).

(3) Preparation of interrogation records containing any information obtained from the EPW/CI that pertains to the national interest of the H/N.

c. The Transfer Roster will be prepared and will be provided to the H/N at the time of transfer for transfers at EPW/CI facilities or in medical channels. The Transfer Roster (Manifest) will include: classification, name grade, and Internec Serial Number (ISN).

APPENDIX 4 (TRANSFER EPW/CI PROCEDURES) TO ANNEX P (ENEMY PRISONER OF WAR) TO THE 800th MP BDE (EPW/CI) TACSOP

d. The H/N Internment Facility commander, or H/N Medical Facility Commander if the EPW/CI is in Medical Channels, will have the primary responsibility for accountability, safeguarding, maintaining and ensuring humane treatment of all EPW/CI following their transfer of custody from the US. These responsibilities include:

(1) Ensuring EPW/CI will be interned in H/N EPW/CI facilities, or medical facilities if appropriate, and segregated in enclosures, or medical wards, according to the requirements of the Geneva Conventions.

(2) Recognition of the classifications assigned by US Forces before the transfer. Reclassification of US transferred EPW/CI /CI shall require the concurrence of the Commander, 800th MP BDE. Requests for reclassification shall be given sympathetic consideration by the Commander, 800th MP BDE. Request and the decisions will be in writing.

(3) Notification to the 800th MP BDE, S-1 through the US Liaison Team about significant changes in US transferred EPW/CI status, including: location physical condition, death, place of burial, escape or recapture.

(4) Mutual agreement, unless otherwise required by the Geneva Convention, between the US and the H/N on any proposed release or repatriation of US transferred EPW/CI. Every EPW/CI/CI to be released or repatriated must be identified by name, grade and Internee Serial Number (ISN). N

(5) Transferring of EPW/CI in medical channels from the custody of the H/N following the same procedures as stated above.

(6) Retransferring to the US, within 72 hours of receipt of a request, for any US transferred EPW/CI.

(7) Taking possession of the remains of dead EPW/CI for appropriate disposition.

e. Camp Liaison Team (CLT) units will execute responsibilities of the US for continued accountability of US transferred EPW/CI throughout the duration of the internment. CLTs will provide liaison support, and if requested, technical assistance to H/N Internment Facility Commanders in operating, processing and internment of EPW/CI and ensuring EPW/CI are properly safeguarded and treated humanely under the provisions of the Geneva Conventions.

APPENDIX 4 (TRANSFER EPW/CI PROCEDURES) TO ANNEX P (ENEMY PRISONER OF WAR) TO THE 800th MP BDE (EPW/CI) TACSOP

5. ACCOUNTABILITY OF US TRANSFERRED EPW/CI.

a. Camp Liaison Teams will verify the transfer of EPW/CI from the custody of the US to the custody of the H/N. Transfer of EPW/CI is accomplished jointly by the senior member of the US escort guard and an officer member of the H/N transfer team. Verification will be made of the number of EPW/CI and of the accuracy of the Transfer Roster. H/N representative will sign the Transfer Roster, which will serve as a receipt for the prisoner(s).

b. The Transfer Roster (Manifest) prepared by US forces will be by classification, name, grade, and internee serial number (ISN), which includes nationality. The transfer will not take place unless this document is completed.

c. The US forces will provide each EPW/CI's personnel records, medical records (to include weight at time of capture and time of transfer), fingerprint cards, identity cards and any required interrogation records at time transfer of custody.

d. Personal effects are issued back to the EPW/CI upon departure from the IF.

e. A copy of the Transfer Roster (Manifest) will be coordinated with PWIC and SLT (US Liaison Team).

f. Brigade S-3 and/or S-1 will receive from the H/N EPW/CI facility commander any notice of intent to relocate US transferred EPW/CI. This notice should be received 72 hours before the actual relocation. Relocation will not take place without notification and the concurrence of the commander, 800th MP BDE, who will notify the PWIC.

g. Brigade S-3 and/or S-1 will receive from the H/N EPW/CI facility commander any notification of change in physical condition, death, place or change in burial, or place of storage of remains, of any US transferred EPW/CI. This notification should be received within 24 hours of the event. The brigade will forward this information to the PWIC.

h. Brigade S-3 and/or S-1 will receive from the H/N EPW/CI facility commander and forward to the 800th MP BDE, and the PWIC any notification of escape or recapture of any US transferred EPW/CI. Notification should be received within 12 hours of the discovery of the escape and within 48 hours of recapture.

i. Camp Liaison Teams will present to the H/N EPW/CI facility commander requests from the US for the retransfer of the US custody of any US transferred EPW/CI. Coordinate the retransfer and ensure that it is accomplished within 72 hours of the presentation of the request.

(1) Requests for the retransfer will include as a minimum:

(a) EPW/CI's name, rank, classification, sex and ISN.

APPENDIX 4 (TRANSFER EPW/CI PROCEDURES) TO ANNEX P (ENEMY PRISONER OF WAR) TO THE 800th MP BDE (EPW/CI) TACSOP

- (b) Place interned or last known to be interned.
- (c) Reason for retransfer request.
- (2) Forms for retransfer will be the same as those used for transfer.

j. Comply with the reporting requirements in AR 190-8. The Internee Strength Report (Form 2674-R) or similar report whose format will be specified, will be submitted daily to the PWIC.

6. CAMP LIAISON TEAM RESPONSIBILITIES.

a. Control access to the H/N EPW/CI facility by the US personnel. Validate both the need and the authority for access. This validation will be based on properly presented military orders, military identity cards and credentials issued by police, investigators or intelligence organizations of the US government. Coordinate access of US personnel in the H/N EPW/CI facility with the H/N EPW/CI Facility Liaison Team access.

b. Conduct Liaison as may be necessary to resolve administrative and logistics problems encountered by the H/N concerning US transferred EPW/CI.

c. Become thoroughly familiar with all provision of the Geneva Conventions of 12 August 1949 relative to the rights of and responsibilities to EPW/CI.

d. Observe the condition of the separate structures and enclosures used to intern US transferred EPW/CI. Confirm that the proper sanitary standards are being maintained.

e. Observe the apparent medical condition of US transferred EPW/CI to ensure that those in need of medical treatment receive proper attention.

f. Observe and collect such other information as may be necessary, under the Geneva Conventions, to satisfy the international obligations of the US for the welfare of US transferred EPW/CI.

e. Report through the chain of command 800th Military Police Brigade any departure from the standards of the Geneva Conventions by personnel of any nation coming to the attention of any Liaison Team Member.

8. CLT RECORD KEEPING REQUIREMENTS. CLTs must maintain:

- a. Copies of all Transfer Rosters (Manifests).
- b. Copies of all Internee Strength Reports as required by the 800th MP BDE.

APPENDIX 4 (TRANSFER EPW/CI PROCEDURES) TO ANNEX P (ENEMY PRISONER OF WAR) TO THE 800th MP BDE (EPW/CI) TACSOP

- c. Records of interrogation of US transferred EPW/CI by US or the H/N authorities.
 - d. Reports on the condition of facilities used to intern US transferred EPW/CI with notations about the state of repair, maintenance, and sanitary conditions.
 - e. Reports on the apparent medical condition of US transferred EPW/CI with comments noting medical conditions.
 - f. List identities of US personnel, representative of international organizations, and others granted access to the US transferred EPW/CI.
 - g. Copies of all H/N notices of intent to relocate US transferred EPW/CI.
 - h. Copies of any H/N notification of change in physical condition, death, place or change of place of burial or preservation of remains, escape and recapture.
 - i. Copies of US request for the retransfer of US captured EPW/CI.
 - j. Copies of reports of all known or suspected violations of the Geneva Conventions.
 - k. Records on each US transferred EPW/CI to include date of capture, date of transfer, weight at time of capture and transfer, and any of the above actions related to the individual EPW/CI.
9. Proper treatment of all EPW/CI despite nationality, political or religious beliefs, capturing nation, internment nation is a matter of great concern to the United States Forces to protect the honor and international reputation of the United States in this regard.

ANNEX Q (MEDICAL SERVICES) TO 800th MP BDE (EPW/CI) TACSOP

1. REFERENCES.

AR 5-9	Intra service Support Installation Area Coordination
AR 40-2	Army Medical Treatment Facilities Gen Administration
AR 40-4	Army Medical Department Facilities/Activities
AR 40-5	Preventive Medicine
AR 40-26	Tuberculosis Detection and Control Program
AR 40-48	Non-physician Health Care Providers
AR 40-60	Policies and Procedure for the Acquisition of Medical Material
AR 40-66	Medical Record and Quality Assurance Administration
AR 40-400	Patient Administration
AR 40-454	Prevention and Control of Communicable Diseases of Man: VD
AR 40-562	Immunization Requirements and Procedures
AR 115-20	Field Water Supply
AR 140-120	Medical Examinations
AR 190-50	Physical Security for Storage of Controlled Medical Substances
AR 200-1	Environmental Protection and Enhancement
AR 310-1	Publications, Blank Forms and Printing Management
AR 340-17	Release of Information and Records from Army files
AR 340-18-19	Maintenance and Disposition of Medical Function Files
AR 340-21	The Army Privacy Program
AR 638-40	Care and Disposition of Remains
FM 8-33	Control of Communicable Diseases in Man
FM 10-52	Field Water Supply
FM 10-63	Handling of Deceased Personnel in Theaters of Operation FM 21-10 Field Hygiene and Sanitation

2. PURPOSE. This annex outlines medical operations regarding the care and treatment of detainees, including sick, wounded or injured captives.

3. RESPONSIBILITIES.

- a. The Brigade Surgeon plans, supervises and is responsible for:
 - (1) Overall operations of the medical section
 - (2) Sanitary Operations
 - (3) Preventive Medicine Services
 - (4) Emergency or routine treatment of captives as required
- b. The Physicians Assistant is responsible for:
 - (1) Assisting with preventive medicine inspections.

ANNEX Q (MEDICAL SERVICES) TO 800th MP BDE (EPW/CI) TACSOP

- (2) Assisting in medical examinations and treatment of captives.
- (3) Supervision of the Emergency Treatment NCO (91B).
- (4) Supervision of the Preventive Medicine Specialist (91S).
- (5) Supervise immunizations.
- (6) Responsible for the training and coordination of Retained Personnel.
- (7) Assumes the leadership of the Medical Treatment Section in the absence of the Brigade Surgeon.

c. Emergency Treatment NCO (91B30) is responsible for:

(1) The medical treatment of EPW/CI that cannot be treated by EPW/CI medical personnel (Retained Persons).

- (2) Coordinating evacuation of captives that cannot be medically treated at the facility.
- (3) Supervising the Emergency Treatment Sergeant.
- (4) Monitoring sick call operations at the compound level.
- (5) Assisting PA with inventories/ accountability of medical supplies.
- (6) Assisting the PA in inspecting EPW/CI personnel for medical fitness.
- (7) Assumes the duties of the Physician Assistant during his absence.
- (8) When not performing primary duties, assist the Physician Assistant as required.
- (9) Supervision of the medical specialist (91A)
- (10) Training RP as required.

d. The Preventive Medicine Specialist (915) is responsible for:

- (1) Inspection/efficient operation of personal hygiene facilities.
- (2) Inspection of EPW/CI living areas.
- (3) Ensuring that adequate water and laundry facilities are provided.

ANNEX Q (MEDICAL SERVICES) TO 800th MP BDE (EPW/CI) TACSOP

- (4) Supervision of entomological collection and testing.
- (5) Supervision of human waste removal
- (6) Water quality testing

e. MEDICAL SPECIALIST (SGT), 91A is responsible for:

- (1) Weekly inspections of latrine facilities
- (2) Weekly inspection of EPW/CI living areas.
- (3) Inspecting food service areas.
- (4) Assist the Preventive Medicine NCO as required.
- (5) Assist with medical in-processing of newly arrived EPW/CI.
- (6) Supervise the Medical Specialist (SPC)91A.
- (7) Assume duties of the Preventive Medicine (S PC) in his absence.

f. EMERGENCY TREATMENT SERGEANT (SGT), 91B is responsible for:

- (1) Conducting body cavity searches of EPW/CI during processing
- (2) Supervise the Medical Specialist (PFC)91A Medical officers at all units are responsible for the implementation of the procedures as set forth in this annex.

4. GENERAL.

a. Personnel requiring medical attention will be evacuated to the supporting medical treatment facility. Captives will be furnished routine and limited emergency medical treatment, as required, by battalion medical staff.

b. Medically qualified retained EPW/CI, classified as retained persons (RP), will be used as much as possible for the health and welfare of other individuals in their category. RPs shall belong to the same forces as the treated EPW/CI.

c. Section administration, health and sanitary standards will be maintained in accordance with applicable Army regulations.

d. The care and treatment of sick and injured civilians (non-US personnel) is a responsibility of civil or host nation authorities. They will be treated only in extreme emergency and when its in the best interest of national US objectives, unless they are interned in a US facility at which time they

ANNEX Q (MEDICAL SERVICES) TO 800th MP BDE (EPW/CI) TACSOP

become the responsibility of the US.

5. **MEDICAL PROCESSING.** Medical in processing is normally stations 2 & 3 in the in processing line. Processing is conducted as follows:

a. **Delousing:** All EPW/CI are to be deloused. The delousing will be set-up and operated by the preventive medicine NCO LAW TM #6, Armed Forces Pest Management Board, Delousing Procedures for the Control of Louse-borne Disease During Contingency Operations. This can be located at www.acq.osd.mil/afpmh/coweb/guidance_targets/tech_pest_guides/TIM6/TIM6.pdf. Delousing may not be necessary in CONUS.

(1) Lice are a common problem among detainees and displaced civilians. Two of the kinds of lice, head lice and crab lice, are significant nuisances because of their bites and the consequent itching, but they do not transmit any infectious diseases. These species easily move from infested to non-infested people during direct contact or when articles of clothing are exchanged. The third species of human louse, the body louse, is much more dangerous. It transmits three significant diseases: epidemic typhus, relapsing fever and trench fever. Epidemic typhus is often fatal if left untreated and has a history of occurring in explosive epidemic.

(2) Unlike the other two species of human lice, the body louse spends most of its time in the patient's clothing. It lays eggs in seams. As a result, treatment of the human body does not end an infestation.

b. **Shower:** Upon completion of the delousing station all the EPW/CI will be given a shower. Shower support will be obtained organically, from either a supporting installation or from a shower and bath unit.

c. **Medical Record:** A medical record will be initiated for each EPW/CI as they processed. Entries to this record will be made monthly during health inspections. The medical record should contain the following forms:

- (1) DA Form 344, Treatment Record
- (2) Standard Form 88, Report of Medical Examination
- (3) Standard Form 600, Chronological Record of Medical Care
- (4) DA Form 2664-R, Weight Register (initial height and weight recorded).

d. **Weigh-In:** Each EPW/CI will be weighed monthly. The date and weight will be recorded on DA Form 2664-R. This form will be completed as follows:

- (1) Enter name and ISN from data contained on DA Form 4237.

ANNEX Q (MEDICAL SERVICES) TO 800th MP BDE (EPW/CI) TACSOP

(2) Enter height (in inches) and weight (in pounds) in the weight column.

(3) Enter 6 digit date (yyymmdd) in the date column.

e. Physical Examination - Each EPW/CI will be given a physical examination prior to placement in the housing area of the compound. Report of Medical Examination, Form SF88 will be used to record the results. The physical examination will be used to determine the following:

(1) Determine the general state of health.

(2) Detect communicable diseases.

(3) Initiate medical care, as necessary.

(4) Provide inoculations, as necessary. Guidance for inoculations will be directed by higher authority or LAW provisions of AR 40-562 (Immunization Requirements and Procedures).

(5) The Medical Section will provide radiological testing using a radic meter, if appropriate, based on tactical situation.

6. SUSTANTAINMENT OPERATIONS.

a. MEDICAL RECORDS:

(1) Medical records will be maintained by the medical section. Access to medical records will be restricted and governed IAW AR 340-17 (Release of Information From Army Files) and AR 340-21 (The Army Privacy Program).

(2) All X-Rays & medical records for EPW/CI will be maintained in the DA Form's 3443 (Terminal Digit X-Ray Film Negative Preserver) and the 3444 (Alphabetical and Terminal Digit File for Treatment Record).

(3) All medical forms will be stamped with the letters EPW/CI, RP or DP at the top and bottom of each form.

(4) The DA Form 3444 series consists of 10 different colored folders prepared as follows:

(a) Select the correctly colored folder. The color of the folder represents the last two digits (primary group) of the patient's internment serial number (ISN).

Primary Group Color of Folder _____ DA Form

00 - 09	Orange	3444
10 - 19	Light Green	3444-1
20 - 29	Yellow	3444-2

ANNEX Q (MEDICAL SERVICES) TO 800th MP BDE (EPW/CI) TACSOP

30 - 39	Gray	3444-3
40 - 49	Tan	3444-4
50 - 59	Light Blue	3444-5
60 - 69	White	3444-6
70 - 79	Brown	3444-7
80 - 89	Pink	3444-8
90 - 99	Red	3444-9

(b) Place an identification label in the patient information block with the patient's last name, first name and middle initial.

(c) Mark the front of the folder with EPW/CI in large block letters.

(d) As additional forms and documents are added to the folder they will be placed on the appropriate side of the folder IAW AR 40-66 (Medical Record and Quality Assurance Administration).

b. The following logs will be maintained:

- (1) Initial physical exam for incoming EPW/CI's.
- (2) Monthly exams of EPW/CI.
- (3) Daily sick call.
- (4) Immunizations.
- (5) EPW/CI blood donors by blood type.

c. RECURRING REPORTS. The following reports will be forwarded to the 800TH MP Bde Brigade Surgeon:

(1) Total # patients treated on sick call. The report period will be the first through the last day of each calendar month. This report is due to the Brigade Surgeon on the 5th calendar day of the month following the reporting period. Reports will be written.

(2) Medical evacuations: This report is due once evacuation is imminent. The BN S-3 must also be notified in order to coordinate appropriate security measures. This report can be telephonic.

(3) Serious accidents or injuries. Due as soon as basic information is known about the serious accident or injury (who, what, when, where, why).

(4) Medical Summary Report (DA Form 2789-R). This report provides medical management data. The reporting period is the first through the last day of each calendar month. This report is due on the 5th calendar day following the reporting period. See chapter 5, AR 40-400 (Patient Administration) for detailed guidance. See TAB A for sample form.

ANNEX Q (MEDICAL SERVICES) TO 800th MP BDE (EPW/CI) TACSOP

(5) Special Telegraphic Report. This report is designed to provide epidemiological data when selected diseases or conditions exceed the number normally expected. This report will be promptly prepared and dispatched when one or more cases occur that pertain to conditions listed in chapter 6, AR 40-400. This report is submitted on DD Form 173/3 (OCR) (Joint Message Form) See chapter 6, AR 40-400 for additional details.

7. OTHER PROCEDURES.

a. Medical Treatment.

(1) All medical & surgical problems that cannot be handled at the internment facility will be transferred to the supporting medical treatment facility. The BN S-1 will be notified anytime and EPW/CI must be transferred for more than 24 hours. The information will then be forwarded to the brigade.

(2) Any EPW/CI who has received medical treatment will, upon request, will be given a copy of the SF 600 (Chronological Record of Medical Care) showing the type of treatment given. A copy of this certificate will also be forwarded to the PWIC.

b. Repatriation.

(1) IAW AR 190-8, 3-12, upon the out break of hostilities, Mixed Medical Commissions (MMC) shall be appointed to examine sick and wounded EPW/CI and determine whether they should be repatriated.

(2) Physicians will consider the following categories for examination by MMC:

(a) Fatally wounded or incurably sick whose mental or physical fitness seems to have been gravely diminished.

(b) Wounded or sick who, according to medical opinion, are not likely to recover in one year, whose condition requires treatment and whose mental or physical fitness seems to have been gravely diminished.

(c) Wounded or sick who have recovered, but whose mental or physical fitness seems to have greatly diminished.

(3) EPW/CI may also be recommended for repatriation by a doctor of the same armed force, a designated prisoner representative, or an agency responsible for aid and assistance to EPW/CI (ex. Red Cross).

(4) The MMC will examine all EPW/CI who have applied for repatriation and will notify all EPW/CI, within 30 days after examination, of their decision.

ANNEX Q (MEDICAL SERVICES) TO 800th MP BDE (EPW/CI) TACSOP

(5) EPW/CI who are declared eligible for repatriation by the MMC will be examined by the Brigade Physician. He will complete DA Form 2671-R in quadruplicate. The original and one copy will be forwarded to the PWIC. The other copies will accompany the EPW/CI upon transfer.

c. Death of EPW/CI.

(1) Upon the death of an EPW/CI the IF Physician will furnish the IF CDR with a preliminary Certificate of Death (DA Fm 2669-R). This form will be executed by the attending physician and the IF Commander. Included on this certificate will be a statement that the death was or was not the result of the EPW/CI's own misconduct or carelessness.

(2) Copies of DA Form 2669-R will be provided to the following:

- (a) PWIC (Original)
- (b) Surgeon General
- (c) File P201 of individual concerned.

(3) Burial, Record of Internment and Cremation.

(a) Deceased EPW/CI will be buried honorably in a cemetery set up for them according to AR 638-30 and the rites of their religion and the customs of their military forces when possible.

(b) The use of mass graves is discouraged.

(c) In case of cremation, ashes will be kept by graves registration personnel until proper disposal can be determined. Bodies should only be cremated for hygienic reasons, religion or the EPW/CI's expressed wish.

d. Preventive Medicine Operations. Preventive medicine operations are designed to prevent diseases, infestation and enhance the living environment within the internment facility. These operations include:

<u>TYPE INSPECTION</u>	<u>FREQUENCY</u>
LATRINE/SHOWER	WEEKLY
EPW LIVING AREAS	WEEKLY
WATER SUPPLY	TBD (see TB MED 576 and 577)
PEST CONTROL	MONTHLY (see TM 5-632)
FOOD SERVICE	WEEKLY/MONTHLY

e. Medical Supply Operations. In Theater, the supporting Medical Supply, Optical, and Maintenance (MEDSOM) Battalion will provide support. Other supply operations for medical

ANNEX Q (MEDICAL SERVICES) TO 800th MP BDE (EPW/CI) TACSOP

material include TOE hospital units with a medical supply mission or medical units with an area supply mission. Direct coordination by Battalions and BLD's to the MEDSOM Battalion is authorized.

f. Dental Care. Only emergency dental care will be provided to EPW/CI. EPW/CI requiring emergency dental care will be treated at the supporting Dental Activity (DENTAC).

g. Transfer of Sick and Wounded Captives.

(1) Update and make available the records. For each EPW/CI, CI, RP and OD to be examined. DA Form 2670-R will be completed in four copies. DA Form 2670-R will be locally reproduced on 8 1/2 by 11 inch paper.

(2) The commanding officers of designated hospitals will complete DA Form 2671-R (Certificate of Direct Repatriation for EPW/CIs). DA Form 2671-R will be locally reproduced on 8 1/2 inch paper. The original and one copy of DA Form 2671-R will be forwarded to ODCSOPS, NPWIC. The other two copies will be attached to the clinical record. In all instances, these records will accompany the records of the EPW/CI, CI, RP and OD when transferred.

(3) When captives no longer require hospital care, they will not ordinarily be returned to the battalion facility. They may be assigned to an EPW/CI camp within the receiving command. If an EPW/CI camp to which the EPW/CI/OD is transferred is not located in the receiving command, the battalion will receive these captives back into the facility.

(a) Make the repatriation of sick and wounded EPW/CIs, CI/RP and ODs easier.

(b) Relieve the Mixed Medical Commission of the need to visit EPW/CI and patients who are unmistakably eligible for direct repatriation.

h. Medical Evacuation.

(1) The battalion, with the advice of military medical authority, is authorized to transfer injured, sick and wounded EPW/CI to other commands. Medical evacuation procedures will follow the same requirements as a transfer of captives to HN.

(2) Movement of EPW/CI in medical channels will be coordinated with the Bn S-3 Movement NCO and the Bn S-1.

(3) Transfer of personal effects.

(a) Each EPW/CI/OD and retained person will be permitted to hand carry personal effects and property not to exceed 55 pounds.

(b) Captives who have been serving as chaplains or clergyman during their internment will be permitted to transfer, at Government expense, an additional 110 pounds to take other religious materials with them.

ANNEX Q (MEDICAL SERVICES) TO 800th MP BDE (EPW/CI) TACSOP

(4) Transportation assets available for use: (Listed in priority order)

(a) Air (USAF, Army Aviation or Medical Aviation)

(b) Ambulance

(c) Other US Military vehicles, including ambulance train.

(d) Local transportation

(e) If any evacuation units are attached, these units will evacuate on call. Alternate routes of evacuation and destinations are selected and announced by evacuation unit commanders.

(f) Ambulances will not be used to transport the dead and requests for removal of deceased personnel will be made to the nearest graves registration unit.

i. Publications and Forms: The following publications and forms should be on hand in order to facilitate operations:

MIL STD 904	Guidelines for Insect Infestation of Subsistence
SB 3-30	Herbicides, Pest Control Agents and Disinfectants
SB 8075	Army Medical Supply Information MEDCASE
TB 43-180	Calibration and Repair Requirements for the Maintenance of Army Material
TB MED 1	Storage, Preservation, Packaging, Packing, Maintenance and Surveillance of Material -Medical Activities
TB MED 14	Immunization
TB MED 230	Treatment and Management of Venereal Disease
TB MED 243	Interviewers Aid for Venereal Disease: Contact Investigation
TB MED 530	Occupational and Environmental Health Food Service Sanitation
TB MED 577	Occupational and Environmental health Sanitary Control and Surveillance of Field Water Supplies
TM 5-632	Military Entomology Operational Hand Book
DA Form 2407	Maintenance Request
DA Form 2789-R	Medical Summary Report
DA Form 3444	Alphabetical and Terminal Digit File for Treatment Record
DA Form 3824	Urology Examination
DA Form 3862	Controlled Substances Stock Record
DA Form 4106	Report of Unusual Occurrence
DA Form 4221	Diabetic Record
DA Form 4256	Doctors Orders
DA Form 4700	Medical Record-Supplemental Medical Data
DA Form 5006-R	Medical Record-Authorization for disclosure of Information
DA Form 5007-R	Record of Hypo-sensitization
DA Form 5009-R	Medical Record-Release Against Medical Advice
DA Form 5128	Clinical Record-Visual Field Examination

ANNEX Q (MEDICAL SERVICES) TO 800th MP BDE (EPW/CI) TACSOP

DA Form 5181-R	Screening Note of Acute Medical Care
DA Form 5571	Master Problem List
DA Form 5161-R	Comprehensive Food Service Inspection
DA Form 5162-R	Routine Food Service Inspection
SF 505	Clinical Record-History Parts II and III
SF 506	Clinical Record-Physical Examination
SF 507	Clinical Record-Report on or Continuation of SF
SF 509	Medical Record-Doctors Progress Notes
SF 511	Medical Record-Vital Signs Record
SF 512	Clinical Record-Plotting Chart
SF 513	Medical Record-Consultation Sheet
SF 515	Medical Record-Tissue Examination
SF 516	Medical Record-Operation Report
SF 517	Clinical Record-Anesthesia
SF 518	Medical Record-Blood or Blood Component Transfusion
SF 519B	Radiologic Consultation Request/Report
SF 520	Clinical Record-Electrocardiographic
SF 522	Medical Record-Request for Administration of Anesthesia and for Performance of Operations and other Procedures
SF 523	Clinical Record-Authorization for Autopsy
SF 523A	Medical Record-Disposition of Body
SF 526	Medical Record-Interstitial/Intercavitary Therapy
SF 527	Group Muscle Strength, Joint R.O.M. Girth and Length Measurements
SF 528	Clinical Record-Muscle and/or Nerve Evaluation- Manual and Electrical: Upper Extremity
SF 529	Medical Record-Muscle Function by Nerve Distribution: Trunk and Lower Extremity
SF 530	Clinical Record-Neurological Examination
SF 539	Medical Record-Abbreviated Medical Record
SF 549	(Hematology)
SF 600	Health Record-Chronological Record of Medical Care
SF 601	Health Record-Immunization Record

ANNEX R (TACTICAL SAFETY) TO 800TH MP BDE (EPW/CI) TACSOP

1. REFERENCES.

- a. AR 385-10, Army Safety Program
- b. AR 385-40,
- c. DA PAM 385-1, Unit Safety Management
- d. FM 101-5, Staff Organization and Operations

2. **PURPOSE.** This annex defines the minimum safety measures that will be put into place for the 800th Military Police Brigade and all units that are attached to or OPCON to the BDE. Each unit commander is individually responsible for his/her unit's safety program and insuring that safety considerations will be a mandatory part of the MDMP and all operations.

1. **GENERAL.** The Brigade Commander requires continuous information on all matters pertaining to the prevention of non-battle injuries resulting from accidents. Each commander, through channels, will report accidents and accidental injuries involving personnel or equipment, exclusive of injuries and damage caused by action of an enemy or hostile force, in accordance with AR 385-40. Exposure in military man-days will be compiled on the basis of the actual strength of units. Accidents and accidental injuries occurring in units during combat will be made a matter of record for use in the unit and for later analysis and application for improved training and orientation of military personnel.

2. **SAFETY PROGRAM AT UNIT LEVEL.** DA Pam 385-1, Unit Safety Management, prescribes procedures and policies of the Army Safety Program to be implemented at unit level.

3. **AREAS OF EMPHASIS.** Safety will be integrated in all phases of operations and planning. It is up to each individual and section to incorporate safety into their daily activities, SOPs and these TACSOPs. Considerations of these factors will include vehicle use, range operations, fire prevention, weapons, explosives, hearing conservation, tactical employment, bivouac activities, aircraft utilization, combat training, and the Occupational Safety and Health Act. Approaches to control the prevention of accidents will be based on:

a. **Assignment of Responsibilities.** Commanders are responsible for safety training and supervision during all phases of operations and training.

b. **Preventive Measures.** Preventive measures based on the constructive use of verified causes of past accidents will be instituted.

c. **Indoctrination.** Personnel will be indoctrinated in the basic principles of accident prevention.

d. **Safety Management.** Safety management and training of personnel, including the specific procedures and precautions required to prevent recurrence of accidents, will be stressed.

ANNEX R (TACTICAL SAFETY) TO 800TH MP BDE (EPW/CI) TACSOP

4. ACCIDENT REPORTING.

a. Initial Report. Class "A" or "B" accidents will be reported immediately to the Brigade Commander. Class "C" accidents will be reported within 24 hours of occurrence to the Brigade Safety Officer. Reports will be transmitted IAW Annex T (Reports) to this TACSOP.

b. A follow-up report will be submitted when complete information is available.

1 c. Individuals observing an accident will take the following actions:

(1) Provide rescue and medical assistance within capabilities.

(2) In case of fire, take appropriate steps for fire protection.

(3) For injuries, contact MEDEVAC for medical aid and transportation.

(4) Report the accident up the chain of command.

5. ACCIDENT INVESTIGATION. All accidents will be investigated for possible causes and lessons learned that may be used to prevent future accidents. The depth of the investigation depends on the accident classification and the operational situation. Accident investigations will be conducted and boards established IAW regulations, as permitted by the operational situation.

6. PRE-ACCIDENT PLANS. Commanders will establish pre-accident plans. Plans will be tailored to unit specific location and situation during the operation. At a minimum, the plan will include lifesaving and rescue information; notification procedures for contacting fire-fighting, MEDEVAC and ambulance assets; and notification of the chain of command and personnel responsible for accident investigation.

7. RISK MANAGEMENT. Commanders will conduct risk assessments for all operations. Unnecessary risks identified will be reduced to a level that the commander determines is acceptable. If the risk can not be reduced to an acceptable level, the decision to conduct the operation will be elevated up the chain of command. Risk management is addressed further in Annex F (Force Protection) of this TACSOP and Appendix J (Risk Management) to FM 101-5.

8. VEHICLE SAFETY.

a. Commanders will ensure that vehicle operators are properly trained to operate any vehicle assigned to them.

b. Preventive maintenance checks will be a continuing process for all vehicles, tactical and administrative.

c. Ground guides will be used when backing vehicles or moving them in confined spaces.

ANNEX R (TACTICAL SAFETY) TO 800TH MP BDE (EPW/CI) TACSOP

d. Speed limit in bivouac areas is 5 mph.

e. Convoy Operations.

(1) Commanders will establish a safe speed based on the risk assessment. At a minimum, this assessment will include type/capabilities of vehicles, drivers' experience/abilities, road conditions, tactical situation, and any hazardous material being transported.

(2) Convoy commanders will conduct a convoy briefing, to include destination, route, speed, march order, vehicle spacing, designated rest halts, checkpoints (CPs), refueling points, convoy communications frequency, MEDEVAC frequency, reporting procedures (at SP, CPs, RP), actions upon breakdown or contact with the enemy, and any other safety considerations.

(3) If available, seat belts will be worn by all passengers. Troops will not be transported in vehicles carrying bulk quantities of POL, ammunition or other hazardous material.

(4) Subordinate units will report up the chain to the 800th MP Bde TOC (S-3) the passing of the Starting Point (SP), CPs and the Release Point (RP).

9. MAINTENANCE AREA/FUEL POINT OPERATIONS.

a. Vehicles will be parked with the parking brake engaged.

b. Fuel will be stored at least 50 meters from tents.

c. Fire extinguishers will be on hand, clearly identified and operational.

d. Personnel handling batteries will be provided the proper protective clothing.

e. Welders will use protective clothing.

f. "NO SMOKING" signs will be posted and strictly enforced around fuel points.

10. GENERATORS.

a. Generators will be properly grounded.

b. Noise hazard signs will be displayed on generators.

c. Personnel working in/around high noise areas will wear ear protection.

d. "NO SMOKING" signs will be posted.

e. A fire point will be positioned between the generator and fuel storage point.

ANNEX R (TACTICAL SAFETY) TO 800TH MP BDE (EPW/CI) TACSOP

- f. Only certified operators will operate generators.

11. MESS OPERATIONS.

- a. The fuel storage point will be at least 50 meters from the mess tent.
- b. Mess tent exits will be kept clear of obstructions.
- c. Immersion heater operators will be properly certified.

12. CHEMICAL OPERATIONS.

- a. Unit NBC Officers/NCOs have the primary responsibility for enforcing chemical equipment safety.
- b. Nerve Agent Antidote (MARK I) is used only to counter the effects of nerve agent. Direct contact with skin will be avoided.
- c. M256A1 Chemical Agent Vapor Detector Kit: the green ampules create heat and toxic vapor hazards. Always wear protective masks and gloves when using the M256A1 Detector Kit. Do not use in an enclosed area or 10 meters from unprotected individuals.
- d. M11 Decontaminating Apparatus. Nitrogen cylinders must be free of rust and dents. Defective cylinders may explode when used. If not properly installed IAW paragraph 2-3 of TM 3-4230-204-12&P, nitrogen cylinders may become projectiles.
 - (1) Never pressure the M11 with more than one nitrogen cylinder at a time. An over pressurized container may explode.
 - (2) Do not spray on personnel or hot engines.

13. EXPLOSIVES SAFETY. Commanders will take every reasonable measure to prevent explosives accidents.

- a. Ammunition will be separated to prevent incompatible ammunition from causing a mass detonation. Ammunition should be separated in a manner that will prevent one stack of ammunition from detonating another stack.
- b. Protective structures should be built as time and resources permit, in order to reduce the distance requirement between stacks and to protect personnel and property from blast effects.

14. FRATRICIDE PREVENTION.

- a. Training. All personnel must be well trained in combat vehicle and aircraft identification. Personnel must be able to identify distinctive markings used for fratricide prevention.

ANNEX R (TACTICAL SAFETY) TO 800TH MP BDE (EPW/CI) TACSOP

b. **Communications.** Commanders must ensure that orders are clear, concise and understood.

All personnel must know the rules of engagement.

c. **Location.** Units/personnel must ensure that they are at the right place at the right time. We will maximize the use of available GPS equipment.

d. **Identification.** All friendly vehicles will be marked with pre-designated marking using GLINT tape or other acceptable infrared marking device.

e. **Weapons Control.** Weapons will not be loaded with rounds chambered unless the probability of enemy contact is high (weapons red). When the probability of enemy contact is possible, weapons may have magazines inserted, but no round chambered (weapons yellow). During periods when enemy contact is unlikely, weapons will be cleared and loaded magazines will be carried in ammunition pouches. Weapons will be cleared before entering any building or facility. Clearing barrels will be available.

f. **Unexploded Ordnance.** Units will train personnel in the recognition and avoidance of unexploded munitions. If practical, units will avoid maneuver through known or suspected areas of high concentrations of unexploded ordnance.

g. **Souvenirs.** Soldiers are not authorized to collect souvenirs, as they may be booby trapped by the enemy. Commanders will provide amnesty points and conduct shakedown inspections as soon as operational conditions permit.

ANNEX S (PERSONNEL/ADMINISTRATION) TO 800TH MP BDE (EPW/CI) TACSOP

1. REFERENCES.

AR 19-40	AR 385-40
AR 37-105	AR 600-8-22
AR 60-10	AR 600-29
AR 60-20	AR 601-50
AR 135-100	AR 601-210
AR 135-210	AR 601-280
AR 190-8	AR 870-5
AR 220-5	FM 22-5
AR 380-5	
AR 380-10	

2. PURPOSE. The purpose of this Annex is to:

- a. Define the personnel and administrative procedures that will be used throughout 800th MP Bde in the conduct of its mobilization missions.
- b. Reduce the requirement for personnel and administrative instructions in operation plans or orders by establishing standard operating procedures.

3. DEFINITION. Subordinate Commands - those units listed in Annex A of any OPLAN or OPORD.

4. APPLICABILITY.

- a. This Annex applies to the headquarters and to all subordinate commands of the 800th MP Bde, and where indicated, to other persons serving with or accompanying elements of the 800th MP Bde.
- b. Subordinate commands and assigned units are responsible for coordinating and providing personnel and administrative support to their forces in accordance with this Annex, unless otherwise indicated.

5. RESPONSIBILITIES.

- a. Implementation. The provisions of this Annex, except those items which require special authorization, are effective for planning upon receipt and implementation upon mobilization, unless directed earlier by Commander, 800th MP Bde.
- b. Conformity. Subordinate commanders will formulate plans and policies in conformance with this Annex.

ANNEX S (PERSONNEL/ADMINISTRATION) TO 800TH MP BDE (EPW/CI) TACSOP

APPENDICES:

- 1 - Personnel Strengths & Reports
- 2 - US Personnel Replacement Procedures/Admin
- 3 - Casualty System
- 4 - Personnel Procurement
- 5 - Personnel Actions
- 6 - Recovered US and Allied Personnel
- 7 - Awards and Decorations
- 8 - Stockage of Publications and Forms
- 9 - Postal
- 10 - Health, Morale, and Welfare Services
- 11 - Labor
- 12 - Historical
- 13 - Accounting for Enemy Prisoners of War (EPW), Civilian Internees (CI) and Displaced Civilians (DC)
- 14 - Accounting for U.S. Prisoners in U.S. Confinement Facility

APPENDIX I (PERSONNEL STRENGTHS AND REPORTS) TO ANNEX S (PERSONNEL AND ADMINISTRATION) TO 800TH MP BDE (EPW/CI) TACSOP

1. PERSONNEL ACCOUNTABILITY DEFINITIONS.

a. Authorized Strength: War authorized strengths are structure/level I strengths of one or more of the following:

- (1) Table of Organization (TOE) (Full or Wartime).
- (2) Modified TOE (MTOE).
- (3) Augmentation to TOE.
- (4) Mobilization Table of Distribution and Allowance (MOBTDA).

b. Assigned Strength: Assigned strength is the total military assigned strength of a unit.

c. Attached/Detached: Personnel carried as attached or detached on the personnel strength report.

d. Current Operating Strength: Current operating strength is the total military assigned strength of a unit, plus attachments, less detachments.

e. Present for Duty: Assigned and attached personnel who are available to assist in performance of the unit mission.

2. DAILY PERSONNEL STATUS REPORT (PSR).

a. The Personnel Status Report (PSR) combines the Personnel Summary (PS) and Personnel Requirements Report (PRR) on one report. The PSR reflects current personnel information for a specific 24-hour period. The report will be prepared using DA Form 5367-R.

b. Submission.

(1) Upon mobilization, and until otherwise notified by 800TH MP BDE, subordinate commands will submit a daily PSR to HQ, 800th MP Bde, ATTN: Brigade S-1.

(2) The PSR will be submitted so as to arrive NLT 1900 hrs local with an "as of time" of 1600 hrs local.

c. Transmission: The PSR will be sent by the fastest means possible to meet submission times (use of courier is encouraged).

d. When appropriate, a remarks section will be added and include information such as significant personnel deficiencies and loss of key personnel.

APPENDIX 1 (PERSONNEL STRENGTHS AND REPORTS) TO ANNEX S (PERSONNEL AND ADMINISTRATION) TO 800TH MP BDE (EPW/CI) TACSOP

3. CHANGE OF COMMAND REPORTS: Headquarters 800TH MP BDE will be notified of all command changes within all subordinate units. A copy of the assumption of command order will be provided within 24 hours of the change.

4. PERSONNEL DATA CHANGE REPORTS (RCS AG-546) AND SIDPERS INPUT AND CONTROL DATA PERSONNEL CHANGE REPORTS (DA Form 3728 and 3729):

a. Personnel Data Change Reports will be prepared in accordance with Chap 7, AR 640-2; and SIDPERS Input and Control Data, Personnel Change Reports, will be prepared in accordance with SIDPERS user's guideline contained in DA Pam 600-8.

b. Classification. Reports will be classified in accordance with AR 380-5 (over classification will be avoided). Reference to a classified order as the authority for a remark does not require the report to be classified. Unclassified reports, when studied as a group, may provide classified information. When such groups are forwarded, the classification will be placed only on the letter of transmittal.

c. Personnel Roster. SIDPERS recurring reports will be verified, corrected, and authenticated in accordance with DA Pam 600-8. Rosters will be classified as directed by AR 380-5.

APPENDIX 2 (US PERSONNEL REPLACEMENT PROCEDURES/ADMINISTRATION) TO
ANNEX S (PERSONNEL AND ADMINISTRATION) TO 800TH MP BDE (EPW/CI) TACSOP

1. REPLACEMENT POLICY: Third US Army (TUSA) will operate a replacement system in-theater according to current Theater Area OPLANS. Specific policies governing the flow of replacements will be published upon receipt from higher headquarters.

2. US PERSONNEL REPLACEMENT PROCEDURES:

a. S1, 800th MP Bde will:

(1) Prepare replacement estimates and statistics necessary to maintain strength in the 800th MP Bde.

(2) Respond to TUSA requirements for data needed to procure and move replacements in support of 800th MP Bde operations.

(3) Furnish Cdr, 800th MP Bde, his staff, and subordinate headquarters information concerning the receipt, distribution, inventory, and location of replacements.

(4) Assign individual replacements from CONUS through advanced information received from TUSA. Advance notification will contain:

(a) Officers: Grade and Specialty.

(b) Warrant Officers: Grade and Specialty.

(c) Enlisted: Grade and MOS.

(d) Estimated Date of Arrival.

(e) Mode of Transportation.

(5) Allocate available replacements to supported units in accordance with priorities established by the Commander, 800th MP Bde.

b. Commander, supporting Personnel Services Battalion (PSB) will:

(1) Receive replacements from the Theater PERSCOM GS Replacement Battalions and administratively process them.

(2) Arrange transportation to PSC servicing unit of assignment.

(3) Notify HQ, 800th MP Bde, ATTN; Brigade S-1, and replacement ETA.

(4) Ensure PSC notifies unit to pick up replacements.

APPENDIX 2 (US PERSONNEL REPLACEMENT PROCEDURES/ADMINISTRATION) TO
ANNEX S (PERSONNEL AND ADMINISTRATION) TO 800TH MP BDE (EPW/CI) TACSOP

c. Replacement Assignment Procedures:

(1) Hospital Returnees:

(a) If totally qualified for the MOS/Specialty (PMOS) held at time of hospitalization, hospital returnees will be returned immediately through replacement channels to their former units.

(b) If not qualified for their former MOS/Specialty (PMOS), hospital returnees will be reclassified to another MOS/Specialty for which they are qualified (SMOS) and assigned in accordance with existing requirements and priorities.

(c) If not physically qualified for MOS/Specialty retention in PMOS or SMOS, hospital returnees will be assigned to a unit for on-the-job training in a potential Secondary MOS/Specialty.

(2) Returnees from Confinement: Normally, individuals will not be returned to their former units (i.e., battalion, separate company).

(3) Commanders of personnel who become excess to their units due to transition to mobilization manpower documents will be utilized within the unit until assignment instructions are received. Such personnel will be reported by grade and MOS in the "Remarks" section of the PSR.

(4) Stragglers: Commanders acquiring straggler personnel who have lost contact with their units will make every effort, consistent with the tactical situation, to turn stragglers over to the Theater combat support military police brigade for disposition. Stragglers who cannot be turned over to the military police will be reported as such in the "Remarks" section of the PSR by name, grade, MOS, and unit of assignment from which contact was lost. Disposition instructions will be requested by acquiring unit.

d. Pipeline Personnel: Pipeline personnel in the replacement stream at the time hostilities begin will be processed as follows:

(1) Pipeline Out:

(a) Personnel eligible for separation under the criteria established in Appendix 5, of this ANNEX, paragraph 3 (Elimination, Separation, and Retirement) will be separated and returned to their home of record.

(b) Personnel not eligible for separation under criteria established in Appendix 5, this ANNEX, will be referred to S1, 800th MP Bde for assignment in accordance with current requirements and priorities.

APPENDIX 2 (US PERSONNEL REPLACEMENT PROCEDURES/ADMINISTRATION) TO
ANNEX S (PERSONNEL AND ADMINISTRATION) TO 800TH MP BDE (EPW/CI) TACSOP

(2) Pipeline In: Personnel will proceed as scheduled unless scheduled unit has been inactivated. If inactivated, reassign in accordance with established priorities.

3. REPLACEMENT REPORTING REQUIREMENTS: Subordinate commanders will report to S1, 800th MP Bde, the name, grade, SSAN, unit of assignment, and effective date of active duty, of all personnel who have reported directly to the unit in compliance with emergency instructions.

APPENDIX 3 (CASUALTY SYSTEM) TO ANNEX S (PERSONNEL AND ADMINISTRATION) TO 800TH MP BDE (EPW/CI) TACSOP

1. PURPOSE. This Appendix establishes responsibilities, policies, and procedures governing the personnel casualty system for 800th MP Bde during wartime and contingency operations/ exercises simulating combat conditions.

2. PERSONNEL LOSS ESTIMATES.

a. CGSC ST 101-6 (G1/G4 Battle Book) will be used as the basis for computation of personnel loss estimates. Loss estimates will be used to assist in planning for replacement requirements. These factors will be modified, if necessary, as actual experience factors are developed. Modification authority will be granted by S1, 800th MP Bde.

b. Subordinate commanders will submit loss estimates as requested by, S1, 800th MP Bde.

3. CASUALTY REPORTS.

a. Applicability: The reporting requirements in this Appendix apply to all subordinate units listed in Annex A of an OPLAN or OPORD with personnel who become casualties. Units will report all casualties to include DoD civilians, contract personnel, and military personnel from other services and allied nations. Reports on EPWs and Civilian Internees (CIs) who become casualties while under control of 800th MP Bde's units will be provided IAW AR 633-50 and AR 633-51.

b. Standard: Casualty reporting receives a high priority during all operations. Reporting must be timely to ensure each incident is reported through channels to DA PERSCOM within 24 hours of occurrence. Although speed is important, 100% accuracy of casualty information is the standard.

c. DA Form 1156/1155. All soldiers and DoD civilians will carry two copies of DA Form 1156/1155 (Casualty Feeder Report/Witness Statement). One copy will be placed in the soldier's top right pocket of the BDU (any pocket of civilian's clothing if not in uniform). The second copy is placed inside the soldier's helmet (in different pocket for civilian not in BDU/helmet). Personnel will use the forms on the casualty first, then their own.

d. Reporting Procedures: Procedures and methods for reporting battle and non-battle casualties prescribed in Chap 3, AR 600-10 will apply with the following modifications:

(1) Casualty Feeder Reports. Soldiers at company, detachment, or separate platoon level prepare Casualty Feeder Reports using DA Form 1156 (Casualty Feeder Report) and DA Form 1155 (Witness Statement of Individual). These reports are forwarded to battalion headquarters, which in turn are forwarded to HQ 800th MP Bde, ATTN: Brigade S-1. Do not batch casualty reports. Information based on spot reports can be submitted via radio or electronic means.

(2) Unit Feeder Reports.

(a) The Brigade S-1 will prepare Unit Feeder Reports and forward to the Personnel Management Center (PMC). This hasty casualty report reflects daily cumulative losses for the unit.

APPENDIX 3 (CASUALTY SYSTEM) TO ANNEX S (PERSONNEL AND ADMINISTRATION) TO 800TH MP BDE (EPW/CI) TACSOP

The report will include the following information for each casualty: Battle Roster number, Name, SSN, and status (KIA, WIA, MIA).

(b) Control System. Unit Feeder Reports will be assigned control numbers in a single, consecutive series for each calendar year. A separate series will be maintained for battle and non-battle reports. The series codes will be as follows:

B (last 2 digits of year) - (No of Rpt) (For battle casualties)
NB (last 2 digits of year) - (No of Rpt) (For non-battle casualties)

d. Master Files. To provide a ready source of reference for all information concerning casualties, and facilitate verification of reports, each headquarters will maintain an alphabetical master casualty file (i.e., card file or folder).

e. Verification. For Killed In Action (KIA), report soldiers KIA only if remains are recovered and positively identified by unit personnel. Soldiers reported KIA must have died of wounds sustained from direct enemy contact. After 48-hours, if no conflicting data is received or when conflicts have been resolved, the casualty report will be considered to be verified. One copy of DA Forms 1156 and 1155 will be filed with the master file and one copy will be filed in the individual's personnel records.

f. Reporting of Special Category Personnel with US Forces. Special provisions apply for reporting personnel of other US Armed Forces, very important persons (VIPs), war correspondents, American National Red Cross personnel.

(a) These personnel casualties will be reported to HQ 800th MP Bde, ATTN: Brigade S-1. Unless it is determined that a valid report has already been made, commanders in whose areas such a casualty occurs will submit the report, even though the casualty is not attached to their command. Line entries on Unit Feeder Reports will completely identify the casualty and include individual's SSAN and kind of document that could be used for his personal identification. The report will show the service or agency with which the individual is connected, if known. Modified form for electrically transmitted messages may be used by the headquarters reporting the casualties to HQ 800th MP Bde.

(b) Casualties among VIPs, war correspondents, and combatants who are dependents of prominent military personnel, legislators, and others of notable public standing, and persons of national or international prominence will also be forwarded to the Public Affairs Office of higher headquarters by the fastest available means as well as through the normal casualty channels described above.

(c) Reporting of DA Civilian and Dependents of Military Personnel. These personnel will be reported as prescribed above unless other instructions have been furnished.

APPENDIX 3 (CASUALTY SYSTEM) TO ANNEX S (PERSONNEL AND ADMINISTRATION) TO 800TH MP BDE (EPW/CI) TACSOP

(d) Reporting Personnel of Allied Nations. Information concerning wounds, injuries, or death of members of the armed forces of allied nations will be reported by the US Commander having this knowledge. Casualty Feeder Reports may be used for this purpose. Separate control numbers will be established for allied Casualty Feeder Reports. (Control numbers will be preceded by the letter 'A'). Casualty Reports will be forwarded through regular casualty reporting channels until they reach the US level of command which is designated to establish liaison with this force. These US headquarters will refer casualty information directly to the commander of the allied force concerned. Reports will be as complete as knowledge of the circumstances permit and for deceased cases, include information concerning disposition of remains.

g. Mass Casualty Reporting. When loss of a complete organization or major part thereof, and the unit involved has lost the capacity to report its casualties, the commander nearest the affected unit will, until a commander is specifically designated, take action to report casualties to HQ800th MP Bde ATTN: Brigade S-1. The S-3, HQ800th MP Bde will designate the commander responsible for rescue and recovery operations.

h. Sensitivity of Casualty Information. Commanders will ensure casualty information is not released to any third parties to include media and family members outside of the official casualty notification channel. All casualty matters will be marked For Official Use Only (FOUO).

4. DETERMINATION OF LINE-OF-DUTY STATUS. All battle and non-battle casualty line-of-duty determinations will be completed in accordance with AR 600-33.

5. LETTER OF SYMPATHY. Letter of sympathy will be prepared by the commander of the individual within 24-hours of death or missing status, in accordance with Chap 6, AR 600-10, and forwarded through casualty reporting channels to the command (PSC) having custody of the individual's personnel records. Such letters will be signed by the commanding officer but will be undated. The PSC will forward the letter to Theater PERSCOM (ATTN: Casualty Branch) NLT 72-hours after notification of death or missing status.

6. CASUALTY FILES. Casualty files will be maintained and disposed of in accordance with AR 340-18-1 and AR 340-18-7.

7. BOARDS OF INQUIRY FOR MISSING PERSONS. Boards of Inquiry will be conducted in accordance with Chap 8, AR 600-10.

8. ASSEMBLY AREA SUPPORT (US CASUALTIES):

a. Personnel Hospitalized. The records described in para 1-12, AR 640-10, will be forwarded to the hospital within 48-hours after receipt of the transfer order from the hospital concerned. If an individual is medically evacuated and a hospital transfer order is not received within 20 days after evacuation, the individual's military records will be forwarded through casualty reporting channels until they reach a headquarters having knowledge of the disposition of the individual.

APPENDIX 3 (CASUALTY SYSTEM) TO ANNEX S (PERSONNEL AND ADMINISTRATION) TO 800TH MP BDE (EPW/CI) TACSOP

b. Personnel Deceased, Missing, Missing in Action, Interned, or Captured:

(1) Deceased. The records described in Table 3-23, Rules 1-7, AR 640-10 will be forwarded as indicated therein. A copy of each transmittal document will be forwarded to Theater PERSCOM (ATTN: Casualty Branch).

(2) Missing, Missing in Action, Interned, or Captured. The personnel and related records in AR 640-10 will be forwarded through casualty reporting channels to Theater PERSCOM (ATTN: Casualty Branch) 30 days after the casualty report has been submitted.

(3) Financial Data Records Folders. Financial Data Records Folders belonging to US military personnel reported missing, missing in action, interned in foreign country, or captured by a hostile force will be forwarded (without closing entries) to Settlements Operations, US Army Finance Center, Fort Benjamin Harrison, Indiana 46249. (See para 3-27, AR 37-104-2). Pay accounts of US Civilian personnel in these categories will be handled in accordance with Chap 18, AR 37-105.

(4) Casualty Mail. Casualty Mail will be forwarded as prescribed by servicing APO.

APPENDIX 4 (PERSONNEL PROCUREMENT) TO ANNEX S (PERSONNEL AND ADMINISTRATION) TO 800TH MP BDE (EPW/CI) TACSOP

1. PROCUREMENT AND APPOINTMENT OF OFFICERS AND WARRANT

OFFICERS. The following instructions will govern the procurement and appointment of officers and warrant officers:

a. Appointment of Warrant Officers. The current policies and procedures specified in AR 135-100 for the appointments of US Army Reserve WO, and AR 601-101 for Regular Army Warrant Officers apply.

b. Application for the United States Military Academy. Applications for attendance at the United States Military Academy will continue to be processed in accordance with AR 351-12.

c. Authority to Announce Officer Appointments.

(1) Recommendations for battlefield appointments will be forwarded to HQ 800th MP Bde ATTN: Brigade S-1 by electronically transmitted message. Recommendations will include age, citizenship, education level, moral character, security clearance, and medical qualification. (See AR 601-50).

(2) Application and recommendations for direct appointment will be forwarded to HQ 800th MP Bde ATTN: Brigade S-1 in accordance with provisions of AR 135-100.

(3) Orders appointing personnel applying or recommended for appointment under AR 601-50 will be issued by Theater PERSCOM.

d. Authority to Announce WO Appointments. It is expected that the Department of the Army will grant Theater PERSCOM authority to appoint temporary Army of the United States (AUS) WO with concurrent active duty. On receipt of these instructions, implementing policies and procedures will be announced.

e. Reserve Officers and WOs on Active Duty in an Enlisted Status. WO and enlisted personnel who hold reserve commissions or warrants may apply or be recommended for orders to active duty in their reserve grade. Applications or recommendation will be submitted to HQ 800th MP Bde ATTN: Brigade S-1. When ordered to active duty in their reserve grades, these individuals may be retained in their unit of previous assignment, provided suitable vacancies exist. No commander will be displaced by an officer ordered to active duty by this authority until a change in command is ordered by the next senior commander.

2. PROCUREMENT OF ENLISTED SOLDIERS. Active duty personnel will continue to be re-enlisted in the Regular Army in accordance with AR 601-280.

APPENDIX 5 (PERSONNEL ACTIONS) TO ANNEX S (PERSONNEL AND ADMINISTRATION) TO 800TH MP BDE (EPW/CI) TACSOP

1. PROMOTIONS. Current policies and procedures will remain in effect until authority to effect the temporary promotion of commissioned officers, warrant officers and enlisted personnel and the criteria for these promotions are received from the Department of the Army.
2. PERSONNEL SERVICE SUPPORT. Wartime functions will be phased as follows, as mission requirements permit:
 - a. M+Day: Casualty Reporting
In/Out Processing
Contact TM Assistance
Survivors Assistance
Promotions
Personnel Rel & Nuclear Surety
ID Tags/ID Cards
 - b. M30: all actions in a., as required, and
Publication of Orders
Special Actions
Field Commissioning
Status Change Transmission
Awards and Decorations
 - c. M45: all actions in b., as required, and
CMD Information Papers
Technical Visits
 - d. M90: all actions in c., as required, and
Port Calls
Morale Services
Reclassification Actions
 - e. M+20: all actions in d., as required, and
OER
 - f. OUT: all actions in e., as required, and
Dependent Services
Reenlistment
MOS, School, Skill Testing
Qualification Boards
EER
3. ELIMINATION, SEPARATIONS, AND RETIREMENTS. Effective upon Mobilization, the following instructions will apply:

APPENDIX 5 (PERSONNEL ACTIONS) TO ANNEX S (PERSONNEL AND ADMINISTRATION) TO 800TH MP BDE (EPW/CI) TACSOP

a. **Elimination of Officers.** Actions to eliminate officers will continue to be processed under AR 635-100. The provisions of Section VI, AR 635-120, pertaining to the resignation of female officers and warrant officers by reason of marriage will be suspended.

b. **Separation of Enlisted Personnel.** All administrative discharges under the provisions of AR 623-200 will be discontinued except:

- (1) Section IV, Chap 5, National Health, Safety, or Interest.
- (2) Section III, Chap 8, Pregnancy.
- (3) Section IV, Chap 8, Parenthood.

c. **Application for Retirement.** Voluntary length of service retirement will be suspended. Statutory retirements will continue to be processed.

4. **RECLASSIFICATION.** It is anticipated that reclassification actions will be suspended by HQ, DA. Actions being initiated or received after announcement of hostilities will be held pending HQ, DA decision.

APPENDIX 6 (RECOVERED US AND ALLIED PERSONNEL) TO ANNEX S (PERSONNEL AND ADMINISTRATION) TO 800TH MP BDE (EPW/CI) TACSOP

1. GENERAL.

a. The following procedures apply to US Army elements recovering members of the US Armed Forces, as defined in Article 2, Uniform Code of Military Justice (UCMJ), and allied personnel enjoying similar status of US personnel from enemy controlled territory. These procedures do not apply when recovering personnel who have been cut off in enemy controlled territory or held by the enemy for a short period of time prior to recovery.

b. US and allied personnel recovered from enemy controlled territory will be processed through replacement channels, except returnees considered persons of intelligence value and returnees whose physical condition makes it mandatory that they be processed through medical channels.

c. Recovering units will immediately interrogate recovered personnel for information of tactical value. More detailed interrogation will be accomplished as required at appropriate replacement facilities. When it is determined that a returnee is a person of intelligence value, that person will be instructed not to discuss his experiences in enemy controlled territory until he is debriefed by authorized intelligence personnel.

2. RECOVERY OF US/ALLIED PERSONNEL.

a. Reporting. The recovery of US personnel from the enemy will be reported as a SPOT REPORT to the HQ, 800th MP Bde, ATTN: Brigade S-1. The SPOT REPORT will contain at least the following information: soldier's full name; SSN; rank; unit; location of recovery; and if allied, nationality of the soldier.

b. Recovery. Escort guard companies moving forward who recover US/Allied personnel will transport these personnel to the Corps Holding Area, and turn them over to the military police there. Escort guard companies moving to the rear who recover US/Allied personnel will transport these personnel to the Internment Facility. The brigade staff will coordinate for their transportation to the replacement detachment or intelligence debriefing center. Recovered US/Allied personnel will be provided with food, water, clothing and emergency medical care.

c. Evacuation. US/Allied personnel recovered from the enemy, except those of intelligence value, will be evacuated as soon as possible to our supporting replacement detachment. Recovered personnel of intelligence value will be moved expeditiously, under escort, to the nearest US Army debriefing center. The brigade staff will coordinate with the supporting Area Support Group (ASG) for transportation of recovered personnel to the appropriate location.

APPENDIX 7 (AWARDS AND DECORATIONS) TO ANNEX S (PERSONNEL AND ADMINISTRATION) TO 800TH MP BDE (EPW/CI) TACSOP

1. PURPOSE. To establish policy, criteria, and administrative instructions concerning individual military awards during wartime, contingency operations, or exercises simulating combat conditions.

2. APPLICABILITY. This Appendix is applicable to the SI staff section of HQ, 800th MP Bde, and to all personnel and units assigned to the command.

3. POLICIES.

a. Wartime criteria will be as established in AR 600-8-22.

b. Modifications of the established procedures of AR 600-8-22 will be as directed in this Appendix or as deemed appropriate by the Commander, Third US Army (TUSA).

c. All recommendations for awards for which the approval authority has not been delegated to the Commander, 800th MP Bde by AR 600-8-22, will be forwarded through HQ, 800th MP Bde, to TUSA for action.

d. Award recommendation will be prepared and submitted in accordance with AR 600-8-22 with modifications as outlined below.

e. Award of Army Commendation Medal (ARCOM)(achievement) after six months in-country and award of the Bronze Star (service) upon completion of a period of time to be announced by HQ, TUSA will be accomplished as outlined below.

f. All other policies and procedures concerning individual or unit awards and decorations will remain unchanged unless specifically addressed in this Appendix.

4. UNIT RESPONSIBILITIES

a. When it has been determined that an individual has participated in and/or completed a specific act, achievement, or service believed to warrant the award of a decoration, a formal recommendation will be submitted through command channels for consideration and action.

b. Recommendations will be submitted on a DA Form 638 and may be handwritten in a legible manner or typewritten when possible.

c. Part IV of the DA Form 638 will be used to fully justify the individual's performance and recognition. The peacetime restriction limiting item 15 to a nine-line entry no longer applies nor is the requirement for a one-page summary of the act, achievement, or service applicable. Exceptions to the above apply to acts of heroism (valor) and recommendations for the Distinguished Service Medal awards and above, which must meet the strict criteria outlined in AR 600-8-22.

APPENDIX 7 (AWARDS AND DECORATIONS) TO ANNEX S (PERSONNEL AND ADMINISTRATION) TO 800TH MP BDE (EPW/CI) TACSOP

d. Endorsements from an individual's chain of command on award recommendations may be waived in those instances when geographical dispersion or operational commitments make it impractical to obtain. In these cases, the individual's immediate commander will make a comment on his endorsement addressing the particular problem.

e. Upon an individual's completion of six months in a hostile area and upon completion of a period of time to be announced, the commander may recommend a soldier for an ARCOM (achievement) or Bronze Star (service) respectively. This action will be accomplished by annotating a SIDPERS roster (when available) or by submission of a handwritten list by the immediate commander, when the roster is not available. Care must be taken to insure compliance with AR 600-31 and that the roster is updated on a monthly basis.

f. Award recommendations for KIAs and MIAs will be processed 30 days after determination of the individual's status and in accordance with AR 600-8-22.

g. Ceremonies will be conducted in accordance with local policies and FM 22-5.

5. S-1 SECTION RESPONSIBILITIES.

a. All recommendations will be processed in a timely and accurate manner. Verification of pertinent data not furnished on the DA Form 638 will be obtained from the custodian of military records. Return of award recommendations for corrective action will be held to a minimum.

b. Peacetime practice of holding an Awards Review Board will be discontinued. Unless wartime conditions award approval authority is further delegated, the Brigade Commander is the designated approval authority for the Army Commendation Medal (ARCOM). Approval of the Meritorious Service Medal (MSM) and the Army Achievement Medal (AAM) in an area of combat operations is rescinded; these are peacetime only awards. Approval authority for 800th MP Bde Certificates of Achievement is delegated to Commanders in the rank/grade of LTC/O5. All recommendations for awards for which the approval authority has not been delegated to the Commander, 800th MP Bde by AR 600-8-22, will be forwarded through HQ, 800th MP Bde, to TUSA for action.

c. Eligibility criteria for all awards will be as directed in AR 600-8-22. Awards for valor and recommendations for the Distinguished Service Medal and above will be processed to ensure accuracy in format and will be typed by the S-1 section prior to forwarding to the approval authority. Achievement award and Service award certificates will use a standardized citation to facilitate expeditious processing.

d. A SIDPERS by name/by unit roster will be distributed to all subordinate units on a regular basis. Service awards will be accomplished using the returned annotated rosters. Publishing, distribution, and posting of award orders and certificates will be the S-1 section responsibility.

APPENDIX 7 (AWARDS AND DECORATIONS) TO ANNEX S (PERSONNEL AND
ADMINISTRATION) TO 800TH MP BDE (EPW/CI) TACSOP

e. Awards to Foreign (Allied) Military Personnel and awards to personnel of other US Military services will be accomplished in accordance with AR 600-8-22.

APPENDIX 8 (STOCKAGE OF PUBLICATIONS AND FORMS) TO ANNEX S (PERSONNEL AND ADMINISTRATION) TO 800TH MP BDE (EPW/CI) TACSOP

1. STOCKAGE OF PUBLICATIONS AND FORMS.

a. PUBLICATIONS. Commander responsible for the activation of units will provide minimum essential publications from available resources.

b. FORMS. Administrative headquarters, through battalion and separate company level, will stock blank forms required by this SOP and other mission essential directives in sufficient quantities to meet estimated requirements for the initial 60 days after outbreak of hostilities.

2. REQUISITION OF PUBLICATIONS AND BLANK FORMS.

a. DOD and DA ITEMS. Units will continue to requisition publications and DOD and DA blank forms from CONUS AG Publication Centers. Until forms are available through pinpoint distribution from CONUS, units with a reproduction capability will reproduce DOD and DA blank forms in quantities sufficient to meet their needs.

3. DISTRIBUTION OF PUBLICATIONS. Distribution of publications will be accomplished through command channel distribution.

4. TRANSMITTAL OF REPORTS. Commanders will provide courier service between all echelons of their commands to ensure the fastest possible collection and dispatch of reports that must be transmitted. When available, air courier service will be used to expedite collection and delivery of reports. Reports will be placed in pouches or otherwise securely packaged. They will be addressed plainly and contents identified to ensure prompt delivery.

5. RECORDS DISPOSAL PROCEDURES.

a. Emergency Disposal. Pursuant to the Records Disposal Act of 1943, records in the custody of the Army outside the territorial limits of the continental United States may be destroyed at any time during the existence of a state of war between the United States and any other nation, or when hostile action by a foreign power appears imminent, if their retention is prejudicial to the interest of the United States. When emergency disposal is effected, a list of files destroyed and the inclusive dates of each file will be compiled to the extent possible. This list will be forwarded through command channels to HQ Department of the Army, ATTN: DAAG-AMR-P, Washington, D.C. 20314.

b. A standard system for the identification of categories of files for units is established as indicated below to provide uniform treatment of files under emergency conditions.

(1) Priority A: Evacuated with Advance/Quartermaster Party. Examples of these are plans, military personnel files, medical files, and regulations, both administrative and technical.

APPENDIX 8 (STOCKAGE OF PUBLICATIONS AND FORMS) TO ANNEX S (PERSONNEL AND ADMINISTRATION) TO 800TH MP BDE (EPW/CI) TACSOP

(2) Priority B: Retired or shipped to a records holding center if conditions permit. If conditions do not permit such action, destroy. Examples of these are special orders, civilian medical records, X-rays, pay records, budget, and legal records.

(3) Priority C: Destroyed if state of war exists or hostile action by a foreign power appears imminent. This identification may be effective under wartime conditions if actions indicated in Priority A and B are not possible. These files are normally destroyed if emergency conditions arise and time permits.

(4) Priority D: Abandoned in place. Unclassified files (e.g., reference paper files, short term records, etc.) that do not warrant actions in (1), (2), or (3) above. Examples of these are housekeeping files, duplicate sets of orders, etc.

c. Non-Emergency Disposal. Under wartime conditions, files, regardless of security classification, will be disposed of as prescribed in para 5.a. and 5.b. above.

d. Accidental Disposal. In cases of accidental loss or destruction of files by fire or other causes, the following actions will be taken:

(1) Reconstruction of as much of the lost or destroyed permanent files as possible. For example, Organizational Planning Files will be reconstructed by replacing the lost or destroyed documents with reference copies maintained in other offices or other agencies. Other permanent files will be reconstructed in the same manner if the lost or destroyed documents can be identified and copies can be obtained from other sources.

(2) When it is not possible to reconstruct permanent files, they will be identified on an SF 135/135A (Records Transmittal/Receipt) and forwarded to the Third US Army (TUSA) G-1.

APPENDIX 9 (POSTAL) TO ANNEX S (PERSONNEL AND ADMINISTRATION) TO 800TH
MP BDE (EPW/CI) TACSOP

1. GENERAL. Recipients of personal mail should not expect mail within the first 30 days of any contingency operation due to the constraints of operating through USPS and numerous governmental and DOD agencies when operating OCONUS. First Class mail will receive high transportation priority once the sustainment phase is developed. Special postal services will not be available until the sustainment phase of the operation is reached. During initial phases of operations, Third US Army will determine if mail will be constrained.

2. SUPPORT. The Personnel Group assigned to Third Army will be responsible for the conduct of postal operations. The 800th MP Bde will be supported by the GS Postal Company assigned to our Area Support Group (ASG).

3. RESPONSIBILITIES.

a. S-1, 800th MP Bde.

(1) Upon arrival/departure in/from AOR, coordinate with servicing postal company for receipt of or discontinuance of postal support. Provide pre-assigned contingency APO to the servicing postal company.

(2) Coordinate with supporting postal company to pickup/deliver mail.

(3) Breakdown mail received from postal company by unit (Battalion/separate company).

(4) Receive mail from subordinate units and forward to postal company.

(5) Establish times for subordinate units to pickup/deliver mail at the ALOC.

(6) Publish directives/guidance on mail operations in operations order.

(7) Supervise mail operations within the brigade.

b. Subordinate units.

(1) Pickup/deliver mail at ALOC at established time.

(2) Distribute mail to individual soldier at unit mail call.

(3) Ensure soldiers use correct/accurate address including pre-assigned contingency APO.

APPENDIX 10 (MORALE, WELFARE AND RECREATION ((MWR)) TO ANNEX S
(PERSONNEL AND ADMINISTRATION) TO 800TH MP BDE (EPW/CI) TACSOP

1. GENERAL. Recognizing that effective MWR programs are a combat multiplier, the 800th MP Bde will have MWR plans for every phase of an operation, from pre-deployment to redeployment. MWR programs include: unit/intramural sports, fitness equipment, religious services, free mail services, quality of life support (latrines, showers, sleeping area), newspapers and reading materials, films and videos, live entertainment (USO shows), Health and Comfort Packets (HCPs), telephone service, AAFES Tactical Field Exchanges (TFEs), Armed Forces Radio/Television Service, Rest and Recuperation (R&R) Areas, and local tours to points of interest or events.

2. RESPONSIBILITIES.

a. Brigade Commander. The morale of the 800th MP Bde is the commander's responsibility. The commander will provide his guidance and focus for the unit's MWR programs.

b. Brigade S-1.

(1) Primary staff proponent for the planning, coordination and implementation of 800th MP Bde MWR programs.

(2) Establish policy and procedures for unit MWR operations.

(3) Coordination with Third US Army for MWR support, to include use of telephone centers, TFEs, R & R areas; attendance at live entertainment; participation in cultural tours, etc.

(4) Ensure equitable allotment of quotas for all MWR programs to subordinate units.

(5) Coordinate distribution of MWR kits, supplies, and equipment.

(6) Point of contact with American Red Cross for family emergencies.

(7) Coordinate legal support.

(8) Coordinate religious services with Brigade Chaplain.

c. Subordinate Units.

(1) Deploy from home station with MWR kits.

(2) Implement unit-level MWR programs.

(3) Ensure equitable sub-allocation of MWR program quotas.

(4) Request MWR support through 800th MP Bde S-1.

APPENDIX 11 (LABOR) TO ANNEX S (PERSONNEL AND ADMINISTRATION) TO 800TH
MP BDE (EPW/CI) TACSOP

1. GENERAL. Local labor support will only be used after coordination and approval by Third US Army (TUSA). Wartime Host Nation Support (WHNS) will be considered in resolving shortfalls in all functional areas and providing an in-place capability until U.S. CS/CSS units can perform the mission. We will attempt to maximize the use of Host Nation (HN) assets, especially transportation and contracted services.

2. RESPONSIBILITIES.

a. 800th MP Bde.

(1) Coordinate requests for WHNS through supporting Area Support Group to TUSA.

(2) Ensure all Law of Land Warfare, SOFA and WHNS Umbrella Agreement considerations are adhered to in utilizing civilian labor augmentation.

b. Subordinate Units.

(1) Forward request for HN support to ALOC, 800th MP Bde.

(2) Ensure proper documentation for all work support provided.

(3) Provide security for civilian labor work parties.

APPENDIX 12 (HISTORICAL) TO ANNEX S (PERSONNEL AND ADMINISTRATION) TO
800TH MP BDE (EPW/CI) TACSOP

1. PURPOSE. This Appendix establishes the procedures for the collection, maintenance and preservation of historical data for operations in which this command is involved.
2. FUNCTIONS. Subordinate commanders engaged in contingency operations, exercises, and combat operations are responsible for the collection, maintenance, and retirement of historical data and source material. This information will be included in a historical report covering the operation.
3. REPORTS.
 - a. A historical report (HISREP) will be submitted by each subordinate battalion, separate company, or detachment of the command. There is no specified format for this report; it will be submitted as needed.
 - b. The report will cover, in narrative form, the operations and mission related activities of the reporting period.
 - c. Journal and Journal Files (AR 220-5) will be used in writing and, as appropriate, will be attached as supporting documents along with copies of operations orders, maps, overlays, photographs, and interview tapes. Applicable formats are found in DA Pam 870-2 and AR 870-5.

APPENDIX 13 (ACCOUNTING OF EPW, CI AND DC) TO ANNEX S (PERSONNEL AND ADMINISTRATION) TO 800TH MP BDE (EPW/CI) TACSOP

1. GENERAL. The Brigade Commander is responsible for the accountability and humane care of all Enemy Prisoners of War (EPW), Civilian Internees (CI) and Dislocated Civilians (DC) under the brigade's control. The Brigade S-1 is the commander's executive agent for the accountability of EPW/CI/DC.

2. STANDARD OF ACCOUNTABILITY. The accountability of EPW/CI/DC will be accurate, following the same standard for the accountability of U.S. military personnel -100% accuracy.

3. RESPONSIBILITIES.

a. Brigade S-1.

(1) Responsible for the accountability of all EPW/CI/DC under the brigade's control.

(2) Provide accurate accountability reports to Third US Army Provost Marshall (PM) as directed.

b. Internment Facility (IF) Commanders.

(1) Responsible for the humane care of EPW/CI/DC under their control.

(2) Responsible for accurate accountability of EPW/CI/DC.

(3) Provide EPW/CI/DC Accountability Report.

(4) Report any escape or deaths as a Serious Incident Report immediately to the
Brigade
Commander.

4. REPORTING.

a. EPW/CI/DC Accountability Report will be submitted daily, as of 2400 hours, due to the HQ, 800th MP Bde no later than 0200 hours.

b. The senior IF Commander will submit a consolidated EPW/CI/DC Accountability Report including subordinate IF data. For example, the senior IF Commander of a 12K facility (3 battalions co-located) will provide one report.

c. Format is in Tab D to Appendix 2 (Personnel Reports) to Annex T (Reports).

APPENDIX 14 (ACCOUNTING OF U.S. PRISONERS) TO ANNEX S (PERSONNEL AND ADMINISTRATION) TO 800TH MP BDE (EPW/CI) TACSOP

1. GENERAL. The Brigade Commander is responsible for the operation of any U.S. Confinement Facility established by the brigade, the humane care of the prisoners and their accountability. The Brigade S-1 is the commander's executive agent for the accountability of U.S. Prisoners.

2. STANDARD OF ACCOUNTABILITY. The accountability of U.S. Prisoners will be 100% accurate.

3. RESPONSIBILITIES.

a. Brigade S-1.

(1) Responsible for the accountability of U.S. Prisoners under the brigade's control.

(2) Provide accurate accountability reports to Third US Army Provost Marshall (PM) as directed.

b. U.S. Prisoner Confinement Facility Commander.

(1) Responsible for the humane care of U.S. Prisoners in the confinement facility.

(2) Responsible for accurate accountability of U.S. Prisoners.

(3) Provide U.S. Prisoner Confinement Report.

(4) Report any escape or deaths as a Serious Incident Report immediately to the Brigade Commander.

4. REPORTING.

a. U.S. Prisoner Confinement Report will be submitted daily, as of 2400 hours, due to the HQ, 800th MP Bde no later than 0200 hours.

b. Format is in Tab E to Appendix 2 (Personnel Reports) to Annex T (Reports).

ANNEX T (REPORTS) TO 800th MP BDE (EPW/CI) TACSOP

1. GENERAL. This ANNEX prescribes the formats and times for all required reports that will be submitted by subordinate headquarters. All reports will contain the identification of the reporting unit and the DTG of the report.
2. Reports will be submitted IAW the reports matrix (See Appendix 1).
3. All reporting times shown are local times. Changes to reporting times will be transmitted by message from this headquarters or indicated in the OPLAN or OPORD.
4. Narrative amplification or problem areas is authorized on all reports.
5. Classification will be IAW the guidance provided in the OPLAN or OPORD.

APPENDICES:

- 1 - Required Reports
- 2 - Personnel Reports
- 3 - Intelligence Reports
- 4 - Operations Reports
- 5 - Logistics Reports

APPENDIX I (REQUIRED REPORTS TO BRIGADE FROM SUBORDINATE
 UNITS) TO ANNEX T (REPORTS) TO 800th MP BDE (EPW/CI) TACSOP

REPORT	SUBMIT TO	TIME AS OF	DUE REPORT	VIA
PER. STATUS REPORT (PS/PRR)	S-1	0600	0900	COMM CTR
PER. SPOT REPORT	S-1	AS REQUIRED		COMM CTR
CHANGE OF COMMAND REPORT	S-1	AS REQUIRED		COMM
RECOVERY OF US/ALLIED PERS SPOT REPORT	S-1	AS REQUIRED		COMM CTR
EPW/CI/DC ACCOUNTABILITY REPORT	S-1	2400	0300	COMM CTR
U.S. PRISONER CONFINEMENT REPORT	S-1	2400	0400	COMM CTR
CASUALTY FEEDER REPORT (DA Form 1156/1155)	S-1	AS REQUIRED (within 1 hour of casualty)		COMM CTR
HISREP	S-1	AS DIRECTED (date TBD after completion of operation)		HARD COPY

APPENDIX 2 (PERSONNEL REPORTS) TO ANNEX T (REPORTS) TO 800th MP BDE
(EPW/CI) TACSOP

1. PURPOSE. To provide a list of all personnel and administrative reports required by this headquarters during tactical operations.
2. SUBMITTED BY. All subordinate units assigned or attached to the 800th MP BDE (EPW/CI).
3. SUBMITTED TO. The Brigade ALOC, ATTN: S-1, who will consolidate all reports. Battalions will consolidate subordinate unit data, as well as having individual unit data available.
4. WHEN SUBMITTED. Specific reports have reporting times listed on each TAB.
5. METHOD AND PRECEDENCE OF SUBMISSION. Reports will be submitted by messenger or electronic transmission with minimum priority precedence. See each TAB for appropriate submission periods and security classification requirements.

TABS:

- A - Personnel Summary (PS) Report Procedures
- B - Personnel Requirement Report (PRR) Procedures
- C - Personnel Spot Report
- D - EPW/CI/DC Accountability Report
- E - U.S. Prisoner Confinement Report

TAB A (PERSONNEL SUMMARY REPORT PROCEDURES) TO APPENDIX 2
(PERSONNEL REPORTS) TO ANNEX T (REPORTS) TO 800th MP BDE (EPW/CI)
TACSOP

1. The initial PS report will be prepared to reflect status as of 1700 hours local on the first day of mobilization, submitted to HQ, 800th MP BDE NLT 2000 hours. A list of non-deployable personnel by unit (name, grade, MOS, and reason) will be attached. Additional PS and non-deployable rosters will be as of 0600 hours LOCAL time and will be submitted NLT 0900 hours daily. These reports will be submitted via secure means only, e.g. electronic message, secure voice, courier, etc. If electronic message is used, a precedence of at least priority will be used. Actual and exercise reports will be submitted separately.
2. On one PS report, Battalion size elements will submit a total rollup, and then will submit each company's information separately, using DA Form 5367-R.
3. PS Report Heading:
 - a. The REPORT NUMBER will begin with 001 and will continue to be numbered consecutively; i.e., 002, 003, etc. If a corrected copy (or copies) of PS is submitted, the REPORT NUMBER will be followed by A, B, C, etc.; i.e., 001A, 001B, etc.
 - b. Date-time group (DTG) PREPARED reflects the actual date and time group the report was prepared.
 - c. PERIOD ENDING reflects the as of DTG, dd0600mmmyy, in LOCAL time.
 - d. UNIT identifies the name of the unit submitting the reporting.
 - e. CLASSIFICATION of the PS; i.e., CONFIDENTIAL or SECRET.
4. PART I - Unit Strength. Lines in this part are:
 - a. Column A. The UNIT column identifies the name of the unit(s) for the data in Columns B thru K. Units will identify subordinate elements.
 - b. Column B. The REQ (required) column reflects the unit's required strength by MTOE.
 - c. Column C. The ASGD (assigned) column reflects the total assigned strength by officers, warrant officers, enlisted and totals. ASGD is either the initial ASGD data (PS NO.: 001) or end data (Column J) from the previous PS report.
 - d. Columns D. The Deploy STR (Deployed Strength) reflects the total number deployed by officers, warrant officers, enlisted, 95B, total and females.
 - e. Column E. Totals the KIAs (Killed In Action) by officers, warrant officers, enlisted, 95B, total and females. KIAs are soldiers killed as a result of combat.

TAB A (PERSONNEL SUMMARY REPORT PROCEDURES) TO APPENDIX 2
(PERSONNEL REPORTS) TO ANNEX T (REPORTS) TO 800th MP BDE (EPW/CI)
TACSOP

f. Column F. Totals in WIA (Wounded In Action) by officers, warrant officers, enlisted, 95B, total, and females. Wounded in action are those soldiers wounded as a result of combat in the area of operation or injured enroute to the area of operation (e.g., combat jump).

g. Column G. Totals in MIA (Missing In Action) by officers, warrant officers, enlisted, 95Bs, totals, and females. MIAs are those soldiers that are captured by the enemy or cannot be accounted for after combat action.

h. Column H. Totals in Non-BAT Losses (Non Battle Injury) by officers, warrant officers, enlisted, 95Bs, total, and females. Non-Battle injuries are injuries that are a result of anything other than combat related (e.g. hospitalized more than 24 hours, administrative retrogrades, emergency leaves, command approved returns).

i. Column I. REPL (Replacements) reflects the number of replacements assigned by officers, warrant officers, enlisted, 95Bs, totals, and females. Replacements are non-cumulative; i.e., reflect data since the previous PDS submission only.

j. Column J. OPR STR is the unit's operating strength reflecting assigned personnel with additions and deletions based on Columns D thru I by officers, warrant officers, enlisted, 95Bs, totals and females. Operating Strength will become the deployed strength (Column D) for subsequent PDS report.

k. Column K. % (percent) is reflected by dividing the OPR STR (Column J) by the REQ column (Column B). The percentage will be shown by officers, warrant officers, enlisted, 95Bs, totals and females.

l. The TOTAL at the bottom of the form will reflect the sum of all columns by officers, warrant officers, enlisted, 95Bs, totals, and females. NOTE: Attachments will be shown in Part I of the PDS as a subordinate unit reflecting all unit data in Columns A through K. The data will be added by officers, warrant officers, enlisted, 95Bs, totals, and females into the personnel strength totals (paragraph 3j above) of the gaining unit. Also, the attached unit's data will be reflected in Part II (ATTACHMENT). DETACHMENTS will not be shown in Part I of the PDS. Detached unit data will be subtracted from personnel strength totals of the losing unit.

4. Part II - Attachments. Lines in this part are:

a. Column A. UNIT identifies the name of the unit(s) attached to include the name of the higher headquarters.

b. Column B. UNIT DETACHED FROM identifies the name of the losing unit to include the name of the subordinate unit, if so affected.

c. Column C. UNIT ATTACHED TO identifies the name of the gaining unit.

TAB A (PERSONNEL SUMMARY REPORT PROCEDURES) TO APPENDIX 2
(PERSONNEL REPORTS) TO ANNEX T (REPORTS) TO 800th MP BDE (EPW/CI)
TACSOP

d. Column D. REQ (required) column reflects the attached unit's required strength.

e. Column E. The DEPL STR (deployed strength) column reflects the total deployed strength of the attached unit by officers, warrant officers, enlisted, 95Bs, totals, and females. NOTE: The gaining command should complete Part II (ATTACHMENT) prior to beginning the PDS report. Part II will be submitted with the PDS report only when the attachment occurred during the reporting period. The data will be included in Part I of the PDS report and reflected in the personnel strength totals of the gaining command. The gaining command should contact the losing unit for information pertaining to casualties and replacements since the submission of the previous PDS report; i.e., as of 1800 hours.

5. Part III - DETACHMENT: Lines in this part are:

a. Column A. UNIT identifies the names of the unit(s) detached to include the name of the higher headquarters.

b. Column B. UNIT ATTACHED TO identifies the name of the gaining unit.

c. Column C. UNIT ATTACHED FROM identifies the name of the losing unit to include the name of the subordinate unit if so affected.

d. Column D. REQ column reflects the detached unit's required strength.

e. Column E. The DEPL STR (deployed strength) column reflects the total deployed strength of the detached unit by officers, warrant officers, enlisted, 95Bs, totals, and females. NOTE: The losing command should complete Part III (DETACHMENT) prior to beginning Part I of PDS report. Part III will be submitted with the PDS report only when the detachment occurred during the reporting period. The data will not be included in Part I of the PDS report and will not be reflected in the personnel strength totals of the losing command.

6. PART IV - REMARKS. The remarks column will be used to report additional critical MOS shortages that the Commander or S-1 feel affect the accuracy of the report, and serious incident information, with a final comment on the morale and esprit de corps of the unit.

7. Experience has shown that units should maintain the following data for future reference/statistical records. Reports will be required on an as needed basis.

a. Individual and unit arrival/departure dates (include attachments).

b. Data on non-deployables (number and reasons).

c. Data on awards (race, sex, and type award).

d. Information on non-US citizens deployed (name, rank, SSN, unit).

TAB A (PERSONNEL SUMMARY REPORT PROCEDURES) TO APPENDIX 2
(PERSONNEL REPORTS) TO ANNEX T (REPORTS) TO 800th MP BDE (EPW/CI)
TACSOP

- e. Data on administrative retrogrades and MEDIVACS out of theater.
- f. Information on non-combatant civilian casualties and circumstances.

TAB B (PERSONNEL REQUIREMENT REPORT PROCEDURES) TO APPENDIX 2
(PERSONNEL REPORTS) TO ANNEX T (REPORTS) TO 800th MP BDE (EPW/CI)
TACSOP

1. GENERAL. This TAB provides instruction for requisitioning personnel for deployed units. Subordinate units will cross level personnel prior to submitting this report.
2. SUBMITTED BY. A single source from each subordinate command, normally the S-1.
3. SUBMITTED TO. The Brigade S-1 will consolidate all subordinate reports.
4. WHEN SUBMITTED.
 - a. The initial PRR will be prepared to reflect status as of 1700 hours local on the first day of mobilization; submitted to HQ, 800th MP BDE NLT 1800 hours.
 - b. A Hasty PRR/ Emergency Fills are reported for the purpose of filling an MOS/RANK specific position or whenever there is a loss of a critical position (e. g. commander or sergeant major).
 - c. PRR's will be compiled as part of the PSR with an as of time of 0600 hours local; submitted to HQ 800th MP BDE NLT 0900 hours local.
5. SPECIAL INSTRUCTIONS.
 - a. Classification: CONFIDENTIAL or higher.
 - b. Method or Transmission; Secure means only; e.g., message copy. Alternate methods by secure telephone or courier.
 - c. Precedence: Priority or higher, if necessary by the originator.
6. GENERAL INSTRUCTIONS.
 - a. Report Number - The PRR is submitted in numerical sequence (e. g. 001, 002, etc.). If an emergency PRR is needed, label the PRR "EMERGENCY" and use an alpha-numeric designator, e.g. 001A, 002A, etc.
 - b. DTG Prepared - The Date - Time - Group is written to reflect the date and time the report is prepared (e. g. 281830Z Jan 94).
 - c. For Period Ending (DTG) - The Date - Time - Group is to reflect the period ending at 0600 local for the day it is to be submitted. This report will cover the losses of personnel from the previous day.
 - d. Units - is to ID the unit submitting the report.
- c. PART I - PRR

TAB B (PERSONNEL REQUIREMENT REPORT PROCEDURES) TO APPENDIX 2
(PERSONNEL REPORTS) TO ANNEX T (REPORTS) TO 800th MP BDE (EPW/CI)
TACSOP

(1) SSI/PMOS - IDs the Primary Military Occupational Skill (PMOS) that must be filled to successfully accomplish the unit's mission.

(2) Grade - is the rank of that particular PMOS that has been identified as a critical shortage.

(3) ASI - is for personnel who have a particular skill in their PMOS that is needed (e.g. Q9/V5).

(4) REQ - the number of personnel required by MTOE for that PMOS and grade.

(5) ASGN - number of personnel assigned to the unit in that PMOS and grade.

(6) RQMT - the total number of personnel needed to bring the unit back to full strength within that PMOS and grade.

f. PART II - Remarks - This position is used to clarify or point out critical information.

TAB C (PERSONNEL SPOT REPORT) TO APPENDIX 2 (PERSONNEL REPORTS) TO
ANNEX T (REPORTS) TO 800th MP BDE (EPW/CI) TACSOP

1. The Personnel Spot Report provides critical personnel loss data in a hasty report format. The Personnel Spot Report should be submitted to Brigade S-1 by the quickest means available, when necessity exists (e.g. extremely high casualties, 25% or more of operating strength or losses of key personnel).

2. Report Format.

a. Part I - Losses. Lines in this part are:

(1) Column A. Unit identifies the name of the unit submitting the report.

(2) Columns B, C, D, and E. Totals KIA (killed in action), WIA (wounded in action), MIA (missing in action), and NONBAT LOSSES (nonbattle losses) including DNBI (disease and nonbattle injury) and ADMIN (administrative) losses by officers, warrant officers, enlisted, 95Bs, totals, and females.

(3) Column F. Totals losses (the sum total of Columns B, C, D, and E) by officers, warrant officers, 95Bs, totals, and females.

b. Part II - Remarks. The remarks section may be used to report critical combat power MOS/SSI losses, description of non-battle losses (such as Commanders or Principal Staff), and when available, a brief narrative of what action occurred which necessitated the submission of a Personnel Spot Report.

ENCLOSURE

Sample Personnel Spot Report

ENCLOSURE TO TAB C (PERSONNEL SPOT REPORT) TO APPENDIX 2 (PERSONNEL REPORTS) TO ANNEX T (REPORTS) TO 800th MP BDE (EPW/CI) TACSOP

PERSONNEL SPOT REPORT

PART I. LOSSES

- A. UNIT: XXTH MP Bn (EPW/CI)
- B. KIA: 1/0/21/23/1 (officer/warrant officer/enlisted/total/female)
- C. WIA: 2/0/40/42/0
- D. MIA: 1/0/3/4/0
- E. NONBAT LOSSES: 0/0/8/8/0
- F. TOTAL LOSSES: 4/0/72/77/1

PART II. REMARKS

- A. Critical combat power MOS/SSI losses.
- B. Description of non-battle losses.
- C. Key personnel losses.

TAB D (EPW/CI/DC ACCOUNTABILITY REPORT) TO APPENDIX 2 (PERSONNEL REPORTS) TO ANNEX T (REPORTS) TO 800th MP BDE (EPW/CI) TACSOP

1. SUBMITTED BY: Internment Facility Commander
2. SUBMITTED TO: HQ, 800th MP BDE, ATTN: S-1
3. AS OF: 2400 hours.
4. DUE: 0300 hours.
5. FORMAT:

Part I - Number EPW/CI/DC processed since last report:

a. EPW

Officers	NCOs	Enlisted
Male: _____	Male: _____	Male: _____
Female: _____	Female: _____	Female: _____
Total: _____		

b. CI

Men: _____	Women: _____	Children: _____ (under age 17)
Total: _____		

c. DC

Men: _____	Women: _____	Children: _____ (under age 17)
Total: _____		

d. Special Category - Unaccompanied Minors (under age 18)

AGE	Male	Female	
0-3	_____	_____	
4-7	_____	_____	
8-12	_____	_____	
13-17	_____	_____	Total: _____

TAB D (EPW/CI/DC ACCOUNTABILITY REPORT) TO APPENDIX 2 (PERSONNEL REPORTS) TO ANNEX T (REPORTS) TO 800th MP BDE (EPW/CI) TACSOP

Part II – Number EPW/CI/DC in transit (under control of escort guard companies going from Corps Holding Area to Internment Facility or awaiting processing)

a. EPW

Officers	NCOs	Enlisted
Male: _____	Male: _____	Male: _____
Female: _____	Female: _____	Female: _____
Total: _____		

b. CI

Men: _____	Women: _____	Children: _____ (under age 17)
Total: _____		

c. DC

Men: _____	Women: _____	Children: _____ (under age 17)
Total: _____		

d. Special Category – Unaccompanied Minors (under age 18)

AGE	Male	Female	
0-3	_____	_____	
4-7	_____	_____	
8-12	_____	_____	
13-17	_____	_____	Total: _____

Part III – Number transferred (over last 24 hours) to medical channel:

a. EPW

Officers	NCOs	Enlisted
Male: _____	Male: _____	Male: _____
Female: _____	Female: _____	Female: _____
Total: _____		

TAB D (EPW/CI/DC ACCOUNTABILITY REPORT) TO APPENDIX 2 (PERSONNEL REPORTS) TO ANNEX T (REPORTS) TO 800th MP BDE (EPW/CI) TACSOP

b. CI

Men: _____ Women: _____ Children: _____
(under age 17)
Total: _____

Part IV – Number transferred (over last 24 hours) to intelligence channel:

a. EPW

Officers	NCOs	Enlisted
Male: _____	Male: _____	Male: _____
Female: _____	Female: _____	Female: _____
Total: _____		

b. CI

Men: _____ Women: _____ Children: _____
(under age 17)
Total: _____

Part V – Number repatriated (over last 24 hours)

EPW

Officers	NCOs	Enlisted
Male: _____	Male: _____	Male: _____
Female: _____	Female: _____	Female: _____
Total: _____		

b. CI

Men: _____ Women: _____ Children: _____
(under age 17)
Total: _____

TAB D (EPW/CI/DC ACCOUNTABILITY REPORT) TO APPENDIX 2 (PERSONNEL REPORTS) TO ANNEX T (REPORTS) TO 800th MP BDE (EPW/CI) TACSOP

Part VI – Number of EPW/CI escapees (denoted with an "E"), returnees (denoted with an "R") or deaths (denoted with a "D") since last report

a. EPW

Officers	NCOs	Enlisted
Male: _____	Male: _____	Male: _____
Female: _____	Female: _____	Female: _____
Total: _____		

b. CI

Men: _____	Women: _____	Children: _____ (under age 17)
Total: _____		

Part VII – Remarks:

TAB E (U.S. PRISONER CONFINEMENT REPORT) TO APPENDIX 2 (PERSONNEL REPORTS) TO ANNEX T (REPORTS) TO 800th MP BDE (EPW/CI) TACSOP

1. SUBMITTED BY: U.S. Prisoner Confinement Facility Commander
2. SUBMITTED TO: HQ, 800th MP BDE, ATTN: S-1
3. AS OF: 2400 hours.
4. DUE: 0400 hours.
5. FORMAT:

Part I – Number of U.S Prisoners Confined:

Officers	NCOs	Enlisted
Male: _____	Male: _____	Male: _____
Female: _____	Female: _____	Female: _____
Total: _____		

Part II – Prisoner List (confined in last 24 hours)

Name: (last, first, MI)
SSN: (000-00-0000)
Rank/Grade: (SGT/E5)
Sex: (Male or Female)
Service: (USA/USAF/USN/USMC)
Offense: (murder)
Status: (pre-trial or post trial)

APPENDIX 3 (INTELLIGENCE) TO ANNEX T (REPORTS) TO 800th MP BDE (EPW/CI)
TACSOP

1. GENERAL. Intelligence reports submitted by tactical and support units form the basis for the commander to analyze the enemy situation, his own situation and decide future plans and operations. Over-emphasis cannot be given to the exactness, accuracy and completeness of intelligence reports.

2. Spot Intelligence Report (SPOTREP).

a. Spot Intelligence Reports are one-time reports used by all levels of command to transmit intelligence information of immediate value. An example of the format is at Tab A and should include who, what, when, and where.

b. Spot Intelligence Reports will be confirmed in the Intelligence Summary (INTSUM).

3. Intelligence Summary (INTSUM).

a. Intelligence summaries will cover 12-hour periods (as of 0800 and 2000 local) and will be submitted to the Brigade S-2 not later than 1000 and 2200 hours each day.

b. Intelligence summaries are used to report and summarize intelligence data gained by unit operations, identification enemy units operating in the area, civilian personnel sympathetic to the enemy cause, collaborating with or aiding the enemy, identification of areas where the enemy is receiving support.

c. Example of the intelligence summary is at Tab B.

4. Patrol Debriefing Report.

a. Battalion S-2 will forward to the brigade S-2 a spot intelligence report providing the results of each patrol. The patrol debriefing report will be maintained at the unit level.

b. Example of the patrol debriefing report is at Tab C.

TABS

A - Spot Intelligence Report (SPOTREP)

B - Intelligence Summary (INTSUM)

C - Patrol Debriefing

D - Intelligence Report (INTREP)

TAB A (SPOT INTELLIGENCE REPORT) TO APPENDIX 3 (INTELLIGENCE) TO ANNEX
T (REPORTS) TO 800th MP BDE (EPW/CI) TACSOP

1. PURPOSE. To report information related to enemy activity.
2. The timeliness of this report is critical. This report should be transmitted via secure means and be complete.
3. Report.

SPOT INTELLIGENCE REPORT (SPOTREP)

From: Submitting headquarters

To: Commander, 800th MP BDE (EPW/CI) ATTN: S-2

Line 1 SPOTREP Report #/DTG

Line 2 Size - of enemy unit or activity

Line 3 Activity - type or description

Line 4 Location - of activity or target

Line 5 Unit - identification of type

Line 6 Time - of incident or observation

Line 7 Equipment

Line 8 Remarks on the incident

Line 9 Friendly unit or element making observation

Line 10 Sender's evaluation of information validity

Source reliability A B C D E (complete/usually/fairly/not unreliable/can't usually be judged)

Info credibility 1 2 3 4 5 6 (confirmed/probable/possible/doubtful/improbable/can't be judged)

TAB B (INTELLIGENCE SUMMARY) TO APPENDIX 3 (INTELLIGENCE) TO ANNEX T
(REPORTS) TO 800th MP BDE (EPW/CI) TACSOP

1. PURPOSE. To provide a summary of intelligence activities and information to the commander.
2. DISSEMINATION. Submitted to subordinate S-2s and next higher S-2 or G-2. One copy maintained in TOC and issued twice daily.
3. Lines 1, 2, 11 and 12 are always included. Other lines may be omitted.

INTELLIGENCE SUMMARY (INTSUM)

- Line 1 Issuing unit
- Line 2 Time and date of issue
- Line 3 Summary of enemy activity for a period
 1. Ground activity
 2. NBC activity
 3. Trace of forward elements
- Line 4 Enemy personnel and equipment losses
 1. Personnel (KIA/MIA)
 2. EPW/CIs
 3. Equipment destroyed
- Line 5 New obstacles and barriers
- Line 6 Administrative activities
- Line 7 New identification
 1. Units
 2. Personalities
- Line 8 Enemy movement
- Line 9 Estimated number and type of vehicles
- Line 10 Weather and terrain conditions
- Line 11 Discussion of capabilities and vulnerabilities.
- Line 12 Conclusions

TAB C (PATROL DEBRIEFING) TO APPENDIX 3 (INTELLIGENCE) TO ANNEX T
(REPORTS) TO 800th MP BDE (EPW/CI) TACSOP

PATROL DEBRIEFING REPORT

UNIT

PLACE DEBRIEFED

DEBRIEFER AND UNIT

1. Patrol mission
2. Results obtained
3. Composition of patrol
4. Was intelligence concerning the target correct and complete enough to perform mission?
5. What was the enemy reaction to your patrol?
6. Who initiated contact?
7. Describe enemy uniform and insignia
8. Describe enemy strength and disposition
9. Describe enemy weapons and equipment
10. Describe enemy equipment captured
11. Describe enemy tactics employed
12. What was the enemy's combat effectiveness?
13. Report enemy KIA and WIA
14. Were any enemy personnel captured? Report disposition
15. Describe relationship between enemy and civilian population
16. Report contact with civilian population; indicate attitude, assistance rendered, involvement in hostilities
17. Were any PW at target?
18. Were PW of other nationalities at target?
19. Were any PW KIA or WIA?
20. Were any PWs ill or wounded prior to patrol's actions?
21. Identity PW not recovered
22. Report accuracy of maps used by patrols
23. Indicate map corrections
24. What intelligence, which was not provided, would have been useful?
25. Recommendations

TAB D (INTELLIGENCE REPORTS) TO APPENDIX 3 (INTELLIGENCE) TO ANNEX T
(REPORTS) TO 800th MP BDE (EPW/CI) TACSOP

1. Purpose. The intelligence report (INTREP) provides a little analysis or a summation of events occurring within the unit AO.
2. General. The INTREP can be explanatory in nature. It should discuss trends, analysis and events. The INTREP is used to pass information that is more detailed than a SALUTE report, but that cannot wait for the INTSUM.
3. Format. There is no specific format for an INTREP, however it should be self-explanatory.

APPENDIX 4 (OPERATIONS REPORTS) TO ANNEX T (REPORTS) TO THE 800th
MP BDE (EPW/CI) TACSOP

1. GENERAL. This annex prescribes the formats and times of all required operational reports that will be submitted by subordinate headquarters. All reports will contain the identification of the reporting unit and the DTG of the report.
2. All reports will be submitted ~~LAW~~ the reports in Annex T.

TABS:

A-COMMANDER'S NARRATIVE SUMMARY

B-ORDERS

C-EPW/CI REPORT

D-OPSEC REPORT

TAB A (COMMANDER'S NARRATIVE SUMMARY) TO APPENDIX 4 (OPERATIONS REPORTS) TO ANNEX T (REPORTS) TO THE 800th MP BDE (EPW/CI) TACSOP

1. This report provides the brigade commander with information about the unit's activities, plans, and concerns. This report will be submitted daily NLT 1200 hours local as of 1800 hours.

2. FORMAT.

CLASSIFICATION:

FROM:

TO: CDR, 800th MP Bde (EPW/CI)

INFO:

DTG:

SEQUENCE NUMBER: (number in sequence 01, 02, etc.)

1. Major Significant Activities Summary (Last 24 Hours). This summary contains the following information: a statement of the situation at the end of the period, to include any special conditions; results of operations and activities; Battalion boundaries; primary objectives; and the commander's evaluation of significant information about intelligence, operations, air defense, fire support, personnel and logistics, as appropriate.

2. Change To Existing Plans And Reasons. This paragraph will explain and indicate the cause of changes to operations or plans.

3. Plans Summary For Next 24 Hours. This summary describes plans for operations during the next 24 hours. Comments should be provided on task organization changes, missions, subordinate units' missions, objectives, general plans for attack or defense, support needed, coordination required, probable enemy reaction and proposed CP location.

4. Significant Projected Activities. Significant projected activities are those events of interest to the commander.

5. Commander's Comments. This portion is the Battalion Commander's opportunity to bring the attention of the Brigade Commander issues or actions that affect his unit or his mission.

ENCLOSURE

Example Battalion Report

ENCLOSURE TO TAB A (COMMANDER'S NARRATIVE SUMMARY) TO APPENDIX 4
(OPERATIONS REPORTS) TO ANNEX T (REPORTS) TO THE 800th MP BDE (EPW/CI)
TACSOP

Example Battalion Report

MEMORANDUM FOR Commander, 800th MP BDE (EPW/CI)
SUBJECT: Commander's Summary #

1. Period Covered. 221800-231800 AUG 90
2. Significant Activities/Operations In The Last 24 Hours.
 - a. A MP CO
 - b. B MP CO
 - c. C MP CO
 - d. D MP CO
3. Battalion Strength Figures.

HHD, 1 MP Bn 00 FEMALES
A MP CO 00 HHD - OFF-----00
B MP CO 00 W/O-----00
C MP CO 00 ENL-----00
D MP CO 00
TOTAL 00
A MP-OFF-----00 B MP-OFF-----00
W/O-----00 W/O-----00
ENL-----00 ENL-----00
4. Current Missions.
 - a. 1 MP Bn, HHD
 - b. A MP CO
 - c. B MP CO
5. Current Task Organization And Locations.

HHD, 1 MP Bn VK123456
A MP CO VK123456
B MP CO VK123456
6. Change To Existing Plans And Reasons.
7. Plans Summary For Next 24 Hours.
8. Plans Summary For Next 24-48 Hours.
9. Commander's Comments.

TAB B (ORDERS) TO APPENDIX 4 (OPERATIONS REPORTS) TO ANNEX T (REPORTS)
TO THE 800th MP BDE (EPW/CI) TACSOP

1. PURPOSE: This Annex, together with current OPLAN/OPORDS, provides guidance in operations, command and control for units attached or OPCON to the 800th MP Command.

2. GENERAL: ORDERS: Orders will be issued as:

a. Warning Orders - to prepare to implement existing OPLAN(s) as OPORD(s) or to provide maximum possible advance notice prior to issuance of a new OPORD.

b. Fragmentary Orders (FRAGO) - to implement OPLAN as OPORD, to implement immediate changes to an existing OPORD, or to provide minimum essential information required to execute a new operation when time does not permit issuance of a complete OPORD.

c. Operations Orders (OPORDs) - to execute a new operation.

d. For all orders, only Greenwich Mean Time (GMT) will be used. GMT will be referred to as the symbol "Z" (Zulu) immediately following the Date-Time-Group (DTG). For example: 011234Z Aug 88.

e. Overlays issued with Warning Orders, FRAGOs or OPORDs will normally use Map Scale 1:50,000.

TAB C (EPW/CI REPORT) TO APPENDIX 4 (OPERATIONS REPORTS) TO ANNEX T
(REPORTS) TO THE 800th MP BDE (EPW/CI) TACSOP

1. The purpose of this report is to provide the Brigade S-3 with all current data on EPW/CI operations. This report will be submitted daily NLT 1400 hours local as of 1200 hours local to the Brigade S-3.

2. FORMAT.

CLASSIFICATION:

FROM:

TO: CDR, 800th MP BDE, ATTN: S-3

DTG:

AS OF DTG:

OFF NCO ENL CI OTHER FEMALES TOTAL

TOTAL EPW/CI_s PROCESSED TODAY:

TOTAL EPW/CI_s EVACUATED TODAY:

TOTAL EPW/CI_s PROCESSED TO DATE:

TOTAL EPW/CI_s EVACUATED TO DATE:

TOTAL EPW/CI_s ON HAND:

REMARKS:

TAB D (OPSEC REPORT) TO APPENDIX 4 (OPERATIONS REPORTS) TO ANNEX T
(REPORTS) TO THE 800th MP BDE (EPW/CI) TACSOP

1. GENERAL. An OPSEC Report is a record of operational vulnerabilities, which forms part of the unit OPSEC database. It should be prepared at the conclusion of each operation.

2. OPSEC REPORT FORMAT.

a. OVERVIEW.

(1) BACKGROUND. State the reason, purpose, and scope of evaluation. Include a review of the enemy threat and vulnerabilities.

(2) CONDUCT OF EVALUATION. Briefly discuss methodology, team composition, and when the evaluation occurred.

b. SUMMARY OF SIGNIFICANT FINDINGS. Extract of major findings from paragraph 3.

c. ANALYSIS, CONCLUSIONS OR FINDINGS, AND RECOMMENDATIONS. This is the body of the report.

3. Following is a suggested format:

a. Heading.

b. Analysis and Discussion.

c. Findings.

d. Conclusions.

e. Recommended Corrective Actions. Identified for possible deception exploitation. Some Essential Elements of Friendly Information, which must be safeguarded, are:

(1) What is the mission?

(2) What is the task organization?

(3) What are the locations, defense, and vulnerabilities of key US headquarters, communication facilities and forces.

(4) When will deployment begin, by what means and from what ports and airfields?

(5) When and where will the operation commence?

(6) What are the limitations of US forces?

(7) Are there any DEFCON or related activities?

(8) What are the exact areas of operation?

(9) What lines of communication (LOC) are to be used to supply food, ammunition, and fuel within the operational area?

**APPENDIX 5 (LOGISTICS REPORTS) TO ANNEX T (REPORTS) TO 800th MP BDE
(EPW/CI) TACSOP**

1. **General.** This appendix specifies the reports that are required to be submitted to this headquarters.
2. **Initial LOGSTAT (TAB A thru F).** The initial LOGSTAT consists of:
 - a. **Initial LOGSTAT (TAB A).**
 - b. **The 2406 Shortages (Short) (TAB B)** will include all DA Form 2406 reportable and non-reportable equipment.
 - c. **The Critical Supply Shortages (SUPPLY) (TAB C)** lists supply shortages by class (except class VII) that now have or, in future, will have an impact on mission accomplishment.
 - d. **The ULLS generated NON-MISSION CAPABLE REPORT** will include all reportable and non-reportable equipment that are NMC, i.e. vehicles, trailers, communications equipment. When the ULLS system is not available the Backside DA Form 2406 (TAB G) will be completed IAW AR 700-138.
 - e. **Battle Loss Report (TAB E).**
 - f. **Logistics Incident Report (TAB F).**
3. **The Daily LOGSTAT** consists of TABs B, C, and G, and is submitted as of 1200 and due NLT 1500.
 - a. **Additional reports** are in the same format as the initial.
 - b. **Deletions** will be identified as deletions by document number or job order number as appropriate.
 - c. **Electronically transmitted reports** will be identified by report short title with data keyed to column letters.

TABS:

A-LOGSTAT Report
B-2406 Shortages
C-Critical Supply Shortages
D-Equipment On-Hand Listing
E-Request for Food Service
F-Logistics Status Report
G-Backside DA Form 2406
H-Battle Loss Report
I-Logistics Incident Report

TAB A (INITIAL LOGSTAT REPORT) TO APPENDIX 5 (LOGISTICS REPORTS) TO
ANNEX T (REPORTS) TO 800th MP BDE (EPW/CI) TACSOP

The following worksheet format data is provided to assist in preparing the LOGSTAT report:
PART One-Supply.

1. Class I (Rations). List separate status for each DSU/GSU by SSA DODDAC.

Line A.

COL 1. DODDAC (DSU/GSU SSA).

COL 2. DTG Operational.

COL 3. 6-Digit Grid.

COL 4. Population Supported.

COL 5. Current Ration Cycle.

COL 6. Meals on hand, MREs.

COL 7. Meals on hand, T-Rat's.

Line B. Narrative.

2. Class I (Water). List separate status for each DSU/GSU.

Line A.

COL 1. DSU Unit Designation.

COL 2. DTG Operational.

COL 3. 6-Digit Grid.

COL 4. Storage Capacity.

COL 5. Gallons O/H.

COL 6. Current Production Capacity.

COL 7. Daily Demand.

Line B. Narrative. Speak to estimated and host nation shortfalls, and explain types of equipment being employed: wells, FAWPSS, SDS, SMFT, etc. Specify if shortages exist in filters and chemicals.

3. Class II, III (Pkg), and IV. List critical high priority requisitions only.

Line A.

COL 1. Customer DODDAC.

COL 2. Requisition Julian Date - Serial Number.

COL 3. National Stock Number.

COL 4. Unit of Issue.

COL 5. Quantity requested.

COL 6. Required delivery date (RDD).

COL 7. Ship to address.

Line B. Narrative. (List any critical item required with referenced quantities and document numbers.)

TAB A (INITIAL LOGSTAT REPORT) TO APPENDIX 5 (LOGISTICS REPORTS) TO ANNEX T (REPORTS) TO 800th MP BDE (EPW/CI) TACSOP

4. Class III (Bulk). Show statistics for each DSU/GSU.

Line A. MOGAS.

- COL 1. SSA DODDAC.
- COL 2. DTG Operational.
- COL 3. 6 Digit Grid.
- COL 4. MOGAS Gal on hand.
- COL 5. MOGAS Gal days of supply.
- COL 6. MOGAS Gal storage capacity.
- COL 7. MOGAS 5-day forecast.

Line B. Diesel.

- COL 1. SSA DODDAC.
- COL 2. DTG Operational.
- COL 3. 6 Digit Grid.
- COL 4. Diesel Gal on hand.
- COL 5. Diesel Gal days of supply.
- COL 6. Diesel Gal storage capacity.
- COL 7. Diesel 5-day forecast.

Line C. Narrative Class III (Bulk). Include host nation support problems, special aerial delivery requirements, pipeline problems, etc. status - be specific.

5. Class V. Report ammunition listed below. List quantities in rounds. List separate status for each activity.

Line A.

- COL 1. Type activity reporting. (ASP/ATP/Other - specify)
- COL 2. DTG Operational.
- COL 3. 6-Digit Grid.
 - SUB COL 1. DODIC.
 - SUB COL 2. Nomenclature.
 - SUB COL 3. Stockage Objective.
 - SUB COL 4. O/H.
 - SUB COL 5. Approved RSR/CSR.
 - SUB COL 6. O/H ammunition total. (Include Unit Basic Loads --UBL;

Peacetime reporting requirements only. Becomes N/A during hostilities.)

Line B. Narrative. Describe problems. Identify approved changes to RSR submitted through G-3 channels.

6. Class VI.

Line A.

- COL 1. SSA DODAAC.
- COL 2. DTG Operational.
- COL 3. 6 Digit Grid.

Line B. Narrative. For example: Comment only if sundry packs are not being forwarded in proper quantity or on time.

TAB A (INITIAL LOGSTAT REPORT) TO APPENDIX 5 (LOGISTICS REPORTS) TO
ANNEX T (REPORTS) TO 800th MP BDE (EPW/CD) TACSOP

7. Class VII - Report by line item number all command designated reportable items as listed below.

Line A.

COL 1. Reporting Unit/MTOE number.

COL 2. Supporting CL VII activity DODAAC.

SUB COL 1. LIN.

SUB COL 2. QTY AUTH.

SUB COL 3. QTY O/H.

SUB COL 4. QTY FULLY MISSION CAPABLE (FMC).

SUB COL 5. QTY PMC (Avn Only).

SUB COL 6. QTY NMCS.

SUB COL 7. NMCM.

SUB COL 8. EMC RATE (Equipment Mission Capable percentage).

SUB COL 9. Requisition Numbers (For CL VII critical shortages against requirements only.)

SUB COL 10. Remarks. Explain maintenance deficiencies requiring higher headquarters assistance.

Line B. Narrative. Describe shortfalls in Class VII systems.

8. Report Class VIII through medical channels.

9. Class IX. List Class IX critical shortages.

Line A.

COL 1. Requisition Number.

COL 2. NSN.

COL 3. QTY.

COL 4. Unit of Issue.

COL 5. Remarks. (e.g. Request follow-up. These are NMCS M1 items.) (Para 7 for NMCS Report.)

Part Two - Services.

1. Comment on any significant shortfalls in services (food service, laundry and bath, commissaries, PX) in narrative format. Be specific in describing location, population to be supported, and requested schedules.

2. Laundry and Bath units.

Line A.

COL 1. DTG operational.

COL 2. 6 Digit Grid.

COL 3. Service capability.

COL 4. Population supported.

COL 5. Numbers supported last 24 hours.

TAB A (INITIAL LOGSTAT REPORT) TO APPENDIX 5 (LOGISTICS REPORTS) TO
ANNEX T (REPORTS) TO 800th MP BDE (EPW/CI) TACSOP

3. Graves Registration.

Line A. Reporting GRREG activity.

- COL 1. 6 Digit Grid.
- COL 2. Number remains received.
- COL 3. Number remains to be evacuated.
- COL 4. Number remains on hand.
- COL 5. Number transfer cases on hand.
- COL 6. Number unused remains pouched on hand.
- COL 7. Number personal effects bags on hand.

Line B. Narrative. Comment on critical supply and equipment shortfalls, include requisitions numbers as required for follow up. Comment on critical shortages of DD Form 567, Record of Recovery, DD Form 565, Statement of Recognition, and DD Form 1076, Inventory of Personal Effects.

Part Three - Transportation.

1. Ground. Comment on significant shortfalls in transportation. Explain schedule for upcoming convoys. Be specific and quantitative. List numbers of types by host nation truck assets available.
2. Aerial Delivery. Include in Initial LOGSTAT current DSU/GSU on hand balances of aerial delivery items. (i.e. quantity/size or capacity of slings, nets, POL drums, and water blivets.) Report changes as they occur.
3. Pipeline. Include pipeline equipment employed or available by type and location.
4. Air. Comment on requirements for scheduled air (Army or Airforce).

TAB B (2406 SHORTAGES) TO APPENDIX 5 (LOGISTICS REPORTS) TO ANNEX T
(REPORTS) TO 800th MP BDE (EPW/CI) TACSOP

2406 SHORTFALLS

SHORT TITLE: SHORT

BATTALION/SEPARATE COMPANY: _____ AS OF: _____

(COL A) (COL B) (COL C) (COL D) (COL E)

LINE UNIT LIN NOUN DOCUMENT # QTY

1.	_____	_____	_____	_____	_____
2.	_____	_____	_____	_____	_____
3.	_____	_____	_____	_____	_____
4.	_____	_____	_____	_____	_____
5.	_____	_____	_____	_____	_____
6.	_____	_____	_____	_____	_____
7.	_____	_____	_____	_____	_____
8.	_____	_____	_____	_____	_____
9.	_____	_____	_____	_____	_____
10.	_____	_____	_____	_____	_____
11.	_____	_____	_____	_____	_____
12.	_____	_____	_____	_____	_____
13.	_____	_____	_____	_____	_____
14.	_____	_____	_____	_____	_____
15.	_____	_____	_____	_____	_____
16.	_____	_____	_____	_____	_____
17.	_____	_____	_____	_____	_____
18.	_____	_____	_____	_____	_____
19.	_____	_____	_____	_____	_____

TAB C (CRITICAL SUPPLY SHORTAGES) TO APPENDIX 5 (LOGISTICS REPORTS) TO
ANNEX T (REPORTS) TO 800th MP BDE (EPW/CI) TACSOP

CRITICAL SUPPLY SHORTAGES

SHORT TITLE: SUPPLY

BATTALION/SEPARATE COMPANY: _____ AS OF: _____

(COL A) (COL B) (COL C) (COL D) (COL E)

LINE UNIT LIN STOCK # REQ O/H DOCUMENT#

1.	_____	_____	_____	_____	_____	_____
2.	_____	_____	_____	_____	_____	_____
3.	_____	_____	_____	_____	_____	_____
4.	_____	_____	_____	_____	_____	_____
5.	_____	_____	_____	_____	_____	_____
6.	_____	_____	_____	_____	_____	_____
7.	_____	_____	_____	_____	_____	_____
8.	_____	_____	_____	_____	_____	_____
9.	_____	_____	_____	_____	_____	_____
10.	_____	_____	_____	_____	_____	_____
11.	_____	_____	_____	_____	_____	_____
12.	_____	_____	_____	_____	_____	_____
13.	_____	_____	_____	_____	_____	_____
14.	_____	_____	_____	_____	_____	_____
15.	_____	_____	_____	_____	_____	_____
16.	_____	_____	_____	_____	_____	_____
17.	_____	_____	_____	_____	_____	_____
18.	_____	_____	_____	_____	_____	_____

TAB D (EQUIPMENT ON-HAND LISTING) TO APPENDIX 5 (LOGISTICS REPORTS) TO ANNEX T (REPORTS) TO 800th MP BDE (EPW/CI) TACSOP

EQUIPMENT ON-HAND LISTING

SHORT TITLE: (EOH)

BATTALION/SEP COMPANY AS OF: _____

(col a)(col b)(col c)(col d)(col e)(col f)

LINE LIN NOUN O/H O/H O/H O/H O/H O/H

1. A03210 ACCY OUTFIT
2. A32355 ALARM CHEM
3. A56243 ANAL ST ENG
4. A72260 ANT GRP
5. A79381 ANT OE 254
6. B07126 AXLE CBL RL
7. B49004 BAYONET MP
8. B67766 BINOCULAR
9. C62375 CASE BTRY
10. C68719 CBL TEL WD1
11. C68856 CBL TEL WD1
12. C85596 CAM ST STIL
13. C86213 CAMERA STIL
14. C89145 CAM SCR SYS
15. C89213 CAM SCR SUP
16. E00533 CHGR RAD DT
17. E10835 HYMNBOOK
18. E70064 COMP UT RCP
19. E74037 COMP RCP
20. E98103 ELEC KEY
21. G02204 DTC ST MINE
22. G02341 DTC ST MINE
23. G22348 DISPER RIOT
24. G44569 DRAFT EQUIP
25. G84859 DUPLI MACH
26. G85202 DUPLI MACH
27. G02300 ELEC TLTYPE
28. H31136 FAX SET
29. J31622 INSTL KIT
30. J35813 GEN DSL 5KW
31. J43918 GEN GAS 1.5
32. J44055 GEN GAS 1.5
33. J45699 GEN GAS 3KW
34. J46110 GEN GAS 3KW

TAB D (EQUIPMENT ON-HAND LISTING) TO APPENDIX 5 (LOGISTICS REPORTS) TO ANNEX T (REPORTS) TO 800th MP BDE (EPW/CI) TACSOP

(col a)	(col b)	(col c)	(col d)	(col e)	(col f)
LINE	LIN	NOUN	O/H	O/H	O/H
35.	J47343	GEN GAS	5KW		
36.	J47617	GEN TM	5KW		
37.	J71513	INSTAL	KIT		
38.	J88275	INSTL	KT EL		
39.	K28314	HEADSET	MIC		
40.	J71513	INSTAL	KIT		
41.	K25842	HEAT	IMMERS		
42.	K39774	HOIST	TRK		
43.	K87243	INSTL	KIT		
44.	K87269	INSTL	KIT		
45.	K87330	INSTL	KIT		
46.	K87449	INSTL	KIT		
47.	K87456	IN KIT	MK18		
48.	K87536	IN KIT	MK		
49.	K87537	KIT	MK1839		
50.	K87538	KIT	MK1840		
51.	K87561	KIT	MK1863		
52.	K87563	KIT	MK1865		
53.	L44595	LAUNCH	GREN		
54.	L44999	LAUNCH	RKT		
55.	L60158	LIGHT	ASSY		
56.	L63994	LIGHT	ST GN		
57.	L92386	MG	7.62MM		
58.	M09009	MG	5.56MM		
59.	M11895	MASK	PROT		
60.	M38746	METER	PHOTO		
61.	M60449	MULTIMETER			
62.	M74364	MNT	GUN RNG		
63.	M75029	MNT	MG PED		
64.	M75577	MNT	TRIPOD		
65.	M75714	MNT	TRIPOD		
66.	M80002	MULTIMETER			
67.	N02158	NET	CTL DEV		
68.	N04456	NGT	VIS GOG		
69.	N04596	NGT	VIS SIG		
75.	N04732	NGT	VIS SIG		

TAB D (EQUIPMENT ON-HAND LISTING) TO APPENDIX 5 (LOGISTICS REPORTS) TO ANNEX T (REPORTS) TO 800th MP BDE (EPW/CI) TACSOP

76. N54691 CHARGE BATT
77. P06148 PLT EAR WAR
78. P40750 PWR PP6224
79. P84187 PA SET
80. P98152 PISTOL 9MM
81. Q19539 RAD PDR 27
82. Q20935 RADMET IM93
83. Q21483 RADMET IM174
84. Q38299 RDO PRC 77
85. Q53001 RDO VRC 46
86. Q54174 RDO VRC 47
87. Q78282 RDO ST CTRL
88. Q90120 RRDO TELETP
89. R14154 RNG O/F FLD
90. R21551 RADMET IM185
91. R47488 RECO REPRO
92. R56742 REEL EQP CEL
93. R59023 RE MACH CBL
94. R59160 RE MACH CBL
95. R84826 REPR ST SILK
96. R84904 REPR ST DIAZ
97. R93169 RDO TEST ST
98. R94977 RIFLE 5.56
99. S01373 SPCH SEC EQ
100. S78839 SVC KIT PRT
101. S83585 SML UN TRAN
102. T05028 TRK UTL TAC
103. T40405 TAPE READER
104. T59346 TRK M1008A
105. T59414 TRK M1028
106. T59482 TRK M1008
107. T61494 TRK HMMWV
108. T62101 SIREN ELEC
109. T63238 SKETCH SET
110. T92242 TRK ARMT CA
111. T92310 TRK ARMT CA
112. U81707 SWB TELEPHO
113. US2255 SWB TELEPHO
114. V03068 DRAFT TABLE

TAB D (EQUIPMENT ON-HAND LISTING) TO APPENDIX 5 (LOGISTICS REPORTS) TO ANNEX T (REPORTS) TO 800th MP BDE (EPW/CI) TACSOP

115. V19950 TNK UNIT DS
116. V31211 TELE TA312
117. V36146 COMM TML
118. V57914 TERM TELEG
119. V69258 TEST BATTER
120. V94740 MULTIMETER
121. V98788 PWR SUP VEH
122. W32593 EQUIP AUTO
123. W32867 EQUIP AUTO
124. W33004 MECH TOOLS
125. W34648 CARP TOOLS
126. W37483 ELEC TOOLS
127. W39237 GRNDS TOOLS
128. W51910 ARMS TOOLS
129. W60351 WIRELINE AD
130. W95400 TRL CGO 1/4T
131. W95537 TRL CGO 3/4T
132. W95811 TRL 1 1/2T
133. W98825 TRL TNK WATR
134. X39447 TRK CGO M882
135. X39453 TRK CGO M884
136. X40009 TRK 2 1/2T
137. X40146 TRK 2 1/2T
138. X40794 TRK CGO DS
139. X60833 TRK UTL 1/4T
140. Z15142 CLEAN STEAM
141. Z78448 TAC CSS COMP
142. CONEX TYP I
143. CONEX TYP II
144. V49126 TENT GP SML
145. V48989 TENT GP MED
146. V48510 TENT ARFAB

TAB E (REQUEST FOR FOOD SERVICE) TO APPENDIX 5 (LOGISTICS
REPORTS) TO ANNEX T (REPORTS) TO 800th MP BDE (EPW/CI) TACSOP

(missing form - see hard copy)

TAB F (LOGISTICS STATUS REPORT) TO APPENDIX 5 (LOGISTICS REPORTS)
TO ANNEX T (REPORTS) TO 800th MP BDE (EPW/CI) TACSOP

800th MP BDE LOGSTAT

AS OF: _____ HRS : _____

1. CLASS I:

A. (DOS) ON HAND

MREs _____

T-RATs _____

B-RATs _____

A-RATs _____

B. POPULATION SUPPORTED : _____

C. CURRENT RATION CYCLE : _____

D. SUNDRY PACKS ON HAND : MALE _____ FEMALE _____

E. SUPPORTING DSU : _____

MRE T RATS B RATS

F. MEALS SERVED TO DATE : _____

G. CLASS I (WATER)

(1) GALLONS ON HAND : _____

(2) STORAGE CAPACITY : _____

2. CLASS II & IV (CRITICAL)

A. STATEMENT OF SHORTAGES / REQUIREMENTS :

3. CLASS III

A. LOCATION OF BULK REFUEL POINTS :

B. FUEL ON HAND : GALLONS ON HAND STORAGE CAPACITY

DF2 _____

LSDF _____

MOGAS _____

4. CLASS V (AMMUNITION) :

COL I - ASP / ATP COL II - DTG OPL COL III - SIX DIGIT GRID

APPROVED

DODIC NOMENCLATURE STOCKAGE OBJ O/H _____ RSR / CSR

TAB F (LOGISTICS STATUS REPORT) TO APPENDIX 5 (LOGISTICS REPORTS)
TO ANNEX T (REPORTS) TO 800th MP BDE (EPW/CI) TACSOP

5. CLASS VII - EQUIPMENT ON HAND / EQUIPMENT OPERATIONAL :

LINE ITEM AUTH O/H FMC NMCS NMCM REQUISITION #

P98152 PISTOL, 9MM
R95035 RIFLE,M16A2
L44595, LNCHR, M203M
L92386 M249, SAW
M92362 MK 19
N04456 AN/PVS 5
N05482 AN/ PVS 7A
N04593 ANT/VVS 5
N04732 AN/PVS 4
T 9414 TRK CGO
5/4 TON M1028
T 1494 TRK UTL
1 1/2 TON M998
T 2242 TRK UTL
ARM M1025
T 2310 TRK UTL
ARM W/E M1026
TRK CGO LMTV
M1078, 2 1/2 TON
TRK CGO FMTV,
M1083, 5 TON
TRK WRK
M1089, 5 TON
X62237 TRK VAN EXP
M900
X40931 TRK CGO
5 TON M925A2
X633299 TRK WRK
5 TON M936A2
W98825 TRL TNK WTR
400 GAL M149A/C2
W95811 TRL CGO
1 1/2 TON M105A2
W95537 TRL CGO
3/4 TON M101A1/2
J35813 GEN SET DSL 5 KW MEP002A

TAB F (LOGISTICS STATUS REPORT) TO APPENDIX 5 (LOGISTICS REPORTS)
TO ANNEX T (REPORTS) TO 800th MP BDE (EPW/CD) TACSOP

LIN ITEM AUTH O/ H FMC NMCS NMCM REQUISITION #

G11966 GEN SET DSL 5 KW MEP802A
G42170 GEN SET 10 KW M16A2 PU 798
G54041 GEN SET DSL 3 KW MEP016B
G18358 GEN SET 3 KW MEP831
G 74711 GEN SET 10 KW MEP803A
J 45699 GEN SET GAS 3 KW
A79381 ANTENNA OE 254
C05541 CONTROLLER RECEIVER/TRANS
R44863 RADIO SET AN/VCR 89A
R5407 RADIO SET AN/VCR 87A
R67160 RADIO SET AN/VCR 92A
R67194 RADIO SET AN/VCR 88A
R67908 RADIO SET AN/VCR 90A
R45203 RADIO SET AN/VCR 90
R45271 RADIO SET AN/VCR 91
R45339 RADIO SET AN/VCR 92
E95031 FILL DEV
Z21128 DATA TRAN DEVICE AN/CYZ 10
R68010 RADIO SET AN/VCR 91A
R83005 RADIO SET AN/PRC 119A
S64488 SPCH SEC KY 68
T13413 TACT CMP PROC AN/UVQ 43V1
T 13481 TACT CMPT PROC AN/UVQ 43V2
T 25726 TONE SIG ADAPTER
T 31872 TELE WIRE W/REEL MX 10891
T 40405 TAPE READER KOI 18
T 45408 DNV T TA 1035
D 40553 DNV T TA 954
T 55957 TER RADIO TEL MBL SUB AN/VVRC 97
R 93169 RADIO TEST SET AN/PRM 34
N 02758 NET CTRL DEVICE KYX 15
C 05701 MONITOR CHEM AGENT
V 19950 TANK PUMP UNIT
V 36146 COMM TERM AN/UGC 74A (V) 3
Z Z9999 TACT TERM ADAPTER (TTA)
Q 78282 RADIO SET AN/GRA 39
V 31211 TELE SET TA 312
U 71707 SWITCH BRD TELEPHONE

TAB F (LOGISTICS STATUS REPORT) TO APPENDIX 5 (LOGISTICS REPORTS)
TO ANNEX T (REPORTS) TO 800th MP BDE (EPW/CI) TACSOP

LIN ITEM AUTH O/ H FMC NMCS NMCM REQUISITION #

U 82255 MANUAL SB 22-PT SB 86/P

R 30895 RADIO GRC 213

A 32355 ALARM CHEMICAL M8

Z 29998 PLUGGER AN/PSN 11

M12418 MASK CHEM FIELD M40

FILTER ELEM MASK

NERVE AGENT ANTIDOTE

CHEM PROT OVRGRMT(CPOG)

Remarks.

6. CLASS VIII

A. LOCATION OF FACILITIES :

B. AREAS OF CONCERN :

7. MAINTENANCE :

AREAS OF CONCERN :

8. REMARKS :

TAB G (BACKSIDE DA FORM 2406) TO APPENDIX 5 (LOGISTICS REPORTS) TO
ANNEX T (REPORTS) TO 800th MP BDE (EPW/CI) TACSOP

(missing diagram - see hard copy)

TAB H (BATTLE LOSS REPORT) TO APPENDIX 5 (LOGISTICS REPORTS) TO ANNEX T (REPORTS) TO 800th MP BDE (EPW/CI) TACSOP

1. The Battle Loss Report (BATLOSREP) is used to report losses or potential losses of command reportable CL VII (see LOGSTAT, TAB A, for reportable items).
2. Reporting units will provide a control number for each LIN reported lost. This number will consist of the unit designation in the clear followed by a Julian date and serial number. For example: 304TH MP BN 0214-0001. The control number serves to prevent duplication of reporting. This is important, especially when units are cross-attached.
3. This report is not a supply action. The LOGSTAT report (TAB A) is considered the supply action for requesting a replacement item during combat conditions.
4. **FORMAT:**
 - Line A.
 - Col 1. Control Number.
 - Col 2. DTG of loss.
 - Col 3. LIN.
 - Col 4. Nomenclature.
 - Col 5. Quantity.
 - Line B. Narrative. Describe impact of losses on unit mission.

TAB I (LOGISTICS INCIDENT REPORT) TO APPENDIX 5 (LOGISTICS REPORTS)
TO ANNEX T (REPORTS) TO 800th MP BDE (EPW/CI) TACSOP

1. The Logistics Incident Report (LOGINCREP) is used to report significant incidents, which affect supply, storage, distribution, maintenance and critical services.
2. The report is submitted to the Bde S-4 as incidents occur.
3. This report is not a supply action. The LOGSTAT Report is considered the supply action for requesting replacement items during combat conditions.
4. FORMAT:
 - Line A.
 - Col 1. Reporting Unit.
 - Col 2. 6-Digit Grid of Incident.
 - Col 3. DTG of incident.
 - Line B. Description of incident.
 - Line C. Narrative. Describe impact of incident on unit mission.

ANNEX U (CIVIL MILITARY OPERATIONS) TO THE 800th MP BDE (EPW/CI)
TACSOP

1. PURPOSE. This annex outlines the conduct of Civil Military Operations (CMO).
2. RESPONSIBILITIES.
 - a. Commanders will control all CMO activities in their AOR.
 - b. The Brigade S-5 will have staff responsibility for all CMOs and coordination.

APPENDIXES:

- 1 - Civil Affairs (CA)
- 2 - Psychological Operations (PSYOP)
- 3 - Displaced Civilians

APPENDIX 1 (CIVIL AFFAIRS) TO ANNEX U (CIVIL MILITARY OPERATIONS)
TO THE 800th MP BDE (EPW/CI) TACSOP

1. REFERENCES.

- a. ST 41-10, Civil Operations
- b. FM 41-5, Joint Manual for Civil Affairs
- c. Office of Foreign Disaster Assistance (OFDA) Field Operations Guide Version 2.0

2. GENERAL.

a. Oversight of civil government, police, fire, and medical facilities, to include names and addresses of local authorities and office location.

b. Estimate of displaced personnel situation and potential for displaced personnel care/administration in the area.

c. Availability of local resources, such as labor, food, POL, transportation, and maintenance facilities.

d. Urgent requirements of the civilian population for food, shelter and medical care, especially life-saving treatment.

(1) Commanders will use available personnel and logistical resources to solve civil problems consistent with tactical requirements. Requests for additional resources of expertise will be submitted to S-3, 800th MP Bde (EPW/CI).

(2) Commanders at all levels will ensure that members of their commands are briefed on proper conduct towards the civil populace and the negative impact that incidents of misconduct and disrespect have upon mission accomplishment. Troop orientations, including local customs, language phrases, and "DO's and DON'Ts," will be conducted during post-mobilization briefings.

APPENDIX 2 (PSYCHOLOGICAL OPERATIONS) TO ANNEX U (CIVIL MILITARY OPERATIONS) TO THE 800th MP BDE TACSOP

1. REFERENCE. FM 33-1, Psychological Operations

2. GENERAL:

a. This appendix prescribes procedures for the conduct of psychological operations (PSYOP) by the 800th MP Bde (EPW/CI) and for the coordination of PSYOP with other headquarters and agencies.

b. PSYOPs involves the planned use of propaganda and other measures designed to create opinions, emotions, attitudes and behavior of enemy, neutral, or friendly foreign groups favorable to the accomplishment of national objectives.

3. RESPONSIBILITY.

a. The S-3 is assigned primary staff responsibility for the planning and conduct of PSYOP within the 800th MP Bde (EPW/CI) for liaison with other headquarters and agencies conducting PSYOP of interest to this headquarters.

b. If augmented with PSYOP teams, the OIC/NCOIC of the PSYOP team will control all operations and provide technical expertise to the Brigade S-3.

c. Subordinate commanders will assume responsibility for the conduct of PSYOPs within assigned areas of responsibility, as directed by the Brigade S-3.

4. OPERATIONS.

a. PSYOPs conducted by subordinate units will be conducted only IAW national policies and guidance provided by S-3, 800th MP Bde (EPW/CI).

b. PSYOP teams may be assigned to support the tactical mission.

c. Subordinate commanders will submit requests for preparation of specific PSYOP missions including PSYOP media products to the Brigade S-3.

APPENDIX 3 (DISPLACED CIVILIAN) TO ANNEX U (CIVIL MILITARY OPERATIONS) TO THE 800th MP BDE (EPW/CI) TACSOP

1. REFERENCES.

- a. FM 3-19-40, Internment/Resettlement Operations, 1 August 2001
- b. FM 27-10, The Law of Land Warfare
- c. FM 41-5, Joint Manual for Civil Affairs

2. GENERAL.

a. This appendix prescribes the operational procedures for the conduct of Displaced Civilians (DC), Refugee and Evacuee Operations and provides guidance for the 800th MP Bde (EPW/CI) staff and subordinate commanders and the delineation of the 800th MP Bde (EPW/CI) responsibilities.

b. DC planning will be of high priority, and locations for assembly areas, camps, and routes must be initially disseminated in the 800th MP Bde (EPW/CI) OPOD.

3. DEFINITIONS.

a. Displaced Person (DP). A displaced person has been dislocated because of war, a natural disaster, or political/economic turmoil. Consequently, the motivation for the civilians to flee and their status under international and domestic laws will vary, as will the degree of assistance required and the location for relief operations. Likewise, the political, geographical, environmental, and threat situations will vary in each situation.

b. Refugee. A refugee, according to the 1951 Convention Relating to the Status of Refugees, is a person who "owing to a well-founded fear of being persecuted for reasons of race, religion, nationality, membership in a particular social group, or political opinion, is outside the country of his nationality, and is unable to or, owing to such fear, is unwilling to avail himself of the protection of that country."

c. Evacuee. An evacuee is a civilian removed from his place of residence by military direction because of personal security or other requirements of the military situation.

d. Stateless person. A stateless person is a civilian who has been denationalized, whose country of origin cannot be determined, or who cannot establish his right to nationality claimed.

e. War victim. A war victim is a civilian who suffered an injury, a loss of a family member, or damage to or destruction of his home because of war.

f. Migrant. A migrant is a worker who moves from one region to another by chance, instinct, or plan.

APPENDIX 3 (DISPLACED CIVILIAN) TO ANNEX U (CIVIL MILITARY OPERATIONS) TO THE 800th MP BDE (EPW/CI) TACSOP

g. Internally Displaced Person. An IDP may have been forced to flee his home for the same reasons as a refugee, but he has not crossed an internationally recognized border.

h. Expellee. An expellee is a civilian who is outside the boundaries of his country of nationality or ethnic origin and is being forcibly repatriated to that country or a third country for political or other purposes.

i. Collection Point/Assembly Area. Temporary areas, located in Corps rear area, that are used for the assembly/collection of civilians. Only minimum emergency relief is provided and the civilians are evacuated as soon as possible to assembly areas, or allowed to return to their homes.

j. DC Facility: Semi-permanent camp, normally located in Theater rear area, where DC's are located until their return to their residence, evacuation or resettlement. Shelter, medical treatment, food and clothing are provided by US and host country agencies.

4. RESPONSIBILITIES. All commanders are under legal obligation, imposed by international law, to provide a minimum standard of humane care and treatment for DC. Additional assistance will be provided whenever such assistance does not interfere with or degrade tactical operations. Protection of Refugees will be conducted IAW FM 3-19.40, 1-13 and The Geneva Convention Relative to the Status of Refugees (1951) and its protocols (1967).

5. PROCESSING DISLOCATED CIVILIANS

a. DC should clearly understand why they are being processed and know what to expect at each station. This is accomplished by an entrance briefing provided to all DC upon their arrival.

b. While the EPW/CI processing procedures provide a foundation, MP must be aware that there are several unique aspects of processing DC. Ref FM 19-40 Chap 7, Para 7-4

6. CLASSIFICATION & ASSIGNMENT

a. Dislocated civilians are selectively assigned to appropriate internment facilities with those of violently opposed ideologies interned in separate facilities.

b. The initial, formal classification of DC is accomplished at the time of their processing. However, expect a continuing need for the reclassification and reassignment of individual DC.

7. DC IDENTIFICATION

APPENDIX 3 (DISPLACED CIVILIAN) TO ANNEX U (CIVIL MILITARY OPERATIONS) TO THE 800th MP BDE (EPW/CD) TACSOP

a. An identification band (ID band) permits the rapid and reliable identification of the individual and may be used in DC operations. While a DC cannot be prevented from removing or destroying the band, it may be expected that many of the DC will accept the use of the band for identification purposes. Such ready identification enhances internment facility administration and operation.

b. An identification card (ID card) may also be used to facilitate identification of DC. The ID card will contain his name, photograph, and control number (the control number may be an ISN if using PWIS or a sequenced control number specific to the DC). Color-coding of ID Cards may be necessary to permit identification by categories, such as refugees, displaced civilians, evacuees, war victim, etc.

8. Records and Report: Local records or reports may be required by the IR facility commander, as necessary, for the effective control, supervision, and disposition of DC. Such reports may be required on either a periodic or a "required" basis. They may cover the administrative, operational, logistical, intelligence, and personnel situations. Normal command and staff records and reports, such as staff section journals, duty officer logs, worksheets, and situation maps, may be required.

9. Discipline and Control: Controlling people is the key to successful facility operations. Civilians housed in I/R facilities during Humanitarian Assistance are not prisoners. Treat all DC fairly at all times. Direction should be given in a language that they understand. Ensure that all directions are reasonable and capable of being obeyed. Refusal or failure to obey internment facility rules by DC is promptly reported through the chain of command. SEE I/R 3-19.40, CH. 9.

10. Administration and Law & Order: Due to the large number of civilians requiring control and care, use HN civilians as cadre for facility administration, and encourage DCs to become involved in facility administration. The I/R facility commander is also the safety and security officer responsible for the L & O mission for the camp. See I/R 3-19.40, ch. 9.

TAB A (DISPLACED CIVILIAN IDENTIFICATION TAG) TO APPENDIX 3
(DISPLACED CIVILIAN) TO ANNEX U (CIVIL MILITARY OPERATIONS) TO
THE 800th MP BDE (EPW/CI) TACSOP

DISPLACED CIVILIAN (DC) IDENTIFICATION TAG/CARD

1. This TAB identifies the minimum information to be recorded on the displaced civilian identification tag/card.
2. A tag or card will be assigned to each individual by the screening team at the Assembly Area or facility. A record of each card will be maintained by the displaced person team that supervises the screening.
3. The identification tags/cards are to be used to readily identify and account for the displaced person.
4. Displaced civilian control numbers will be assigned a numerical/letter prefix to identify the capturing unit, followed by sequence numbers determined by the number of individuals processed by the unit.
5. To aid in readily identifying the different categories, the tags will be color coded as follows:
 - a. US Citizen - WHITE.
 - b. Refugee - YELLOW.
 - c. Displaced Civilian - RED.

(recommend using three colors for DCs – one for US, one for host nation DC's and one for other nation's DCs, or a separate color for each nation if more than one nation's DCs have crossed international borders seeking refuge)

6. The following information should be provided in the DISPOSITION INSTRUCTIONS:
 - a. VIP Status.
 - b. Evacuation priority.
 - c. Special skills.
 - d. Further interrogation/interview required.
 - c. Other members in the family group(with ID numbers)

TAB A (DISPLACED CIVILIAN IDENTIFICATION TAG) TO APPENDIX 3
(DISPLACED CIVILIAN) TO ANNEX U (CIVIL MILITARY OPERATIONS) TO
THE 800th MP BDE (EPW/CI) TACSOP

I. DP CONTROL CARD (EXAMPLE):

DC CONTROL NUMBER
HOST COUNTRY ID NUMBER
NAME
DISPLACED CIVILIAN'S NATIONALITY
INTERROGATED/INTERVIEWED BY:
IPW CI PSYOP HOST COUNTRY
DISPOSITION INSTRUCTIONS:

TAB B (DISPLACED CIVILIAN PLAN FORMAT) TO APPENDIX 3 (DISPLACED CIVILIAN) TO ANNEX U (CIVIL MILITARY OPERATIONS) TO THE 800th MP BDE (EPW/CI) TACSOP

DISPLACED CIVILIAN PLAN FORMAT

1. REFERENCES. This should list any materials that are necessary to enable the reader to understand and implement the plan.

- a. Map - Name, Series, Scale, Quantity
- b. Status of Forces Agreements (SOFA) or Memorandum or Understanding/ Agreement in effect.
- c. Civil Affairs Agreements.
- d. Other OPLANs or INTSUMs.
- e. Time Zone used throughout Order: Task organization for DC Operations, this should show any special organizations organized for the DC operation. Example, liaison teams, control teams.

2. SITUATION.

a. General. This should include an overall description of the DC situation with a brief description of primary causes of the problem.

b. Enemy. This should include an analysis of any enemy actions or capabilities as they affect the DC situation. EXAMPLES:

(1) Enemy has chemical/nuclear capability and decontamination units have been seen in a certain area.

(2) Enemy infiltrators have been discovered in adjacent areas posing as DP's.

c. Friendly: This will normally be an extensive paragraph describing the location, current activities, and capabilities of any friendly units or civil organization that is supporting or could support DP operations. EXAMPLES:

(1) Host Nation:

(a) Police have control of all roads in area.

(b) Civil defense organization is currently functioning to full capability and has total control in towns of , , , and .

(c) Local hospitals include: (Name of Facility)

TAB B (DISPLACED CIVILIAN PLAN FORMAT) TO APPENDIX 3 (DISPLACED CIVILIAN) TO ANNEX U (CIVIL MILITARY OPERATIONS) TO THE 800th MP BDE (EPW/CI) TACSOP

(1) w/180 beds at VIC (2) w/300 beds at VIC , (3) w/100 beds at VIC . A shortage of Betadine is expected.

(2) US Non-military.

(a) Peace Corps headquartered at VIC has stored blankets and clothing for 5000 personnel.

(b) American Red Cross has capability to assist with medical supplies and food.

(3) US Military.

(a) DP camp operation in higher headquarters at VIC is currently expanding to second camp at VIC .

(b) A civil affairs unit operating additional assembly area at VIC , for processing prior to transporting to civilian run camps.

(c) A transportation battalion provides transportation from division assembly area to civilian DP camp.

d. Assumptions: This should include any pertinent assumption made during the estimate of the situation. EXAMPLES:

(1) Expected number of DC's.

(2) Expected locations and direction of movement.

(3) Expected problem areas.

(4) Expected degree of military support required.

(a) Medical.

(b) Subsistence.

(c) Transportation.

(5) Can local government provide effective support?

(6) CA agreements will remain in effect.

(7) Will there be a language communication gap?

TAB B (DISPLACED CIVILIAN PLAN FORMAT) TO APPENDIX 3 (DISPLACED CIVILIAN) TO ANNEX U (CIVIL MILITARY OPERATIONS) TO THE 800th MP BDE (EPW/CI) TACSOP

(8) What will the attitude of civilians be towards the US effort?

3. MISSION. This should state the objective of this specific DPRL plan. EXAMPLES, (one or more of the following):

- a. Reduce interference with military operations.
- b. Relieve destitute conditions of DPs encountered in battle area.
- c. Evacuate an area pursuant to military operations.
- d. Control disease or health problems.
- e. Be prepared to assume control of/establish more extensive DC operations in the absence of civilian participation, i.e. DC camp.

4. EXECUTION.

a. Conception of Operation: (Sec Encl 1: DPRE Overlay). Include here statement of how the plan will be accomplished. A description of the DPRE flow should include collection points, routes, primary/alternate, assembly areas and, if necessary, DPRE camps. Major subordinate units have missions that are key to the plan; they should be included.

b. Subordinate unit paragraphs: These paragraphs should include assigned or be prepared missions enumerated for each subordinate unit. Included below are some examples of missions that could be considered for assignment to subordinate units.

(1) X Bn. Establish collection points at VIC.

(2) Y Bn. Operate check point at RJ VIC.

(3) Z Bn. Welfare action at collection points: water, food, medical aid.

(4) Medical Support. Be prepared to provide emergency medical support for live-saving purposes only.

(5) MP's.

(a) Maintain liaison with civilian DC operations.

(b) Establish liaison through CA unit with civil police.

(6) PSYOP. Assist CA units with printing, publishing, and language expertise.

TAB B (DISPLACED CIVILIAN PLAN FORMAT) TO APPENDIX 3 (DISPLACED CIVILIAN) TO ANNEX U (CIVIL MILITARY OPERATIONS) TO THE 800th MP BDE (EPW/CI) TACSOP

(7) Chaplain

c. Coordination instructions: This should include any specific reports or procedures that are not covered in the various SOP's or that need amplification.

(1) Report will be submitted daily at 0800Z hours as of 2400Z hours.

(2) Medical screening.

(a) Emergency medical problems should be treated at all levels.

(b) Report significant cases of epidemic type disease to _____.

(3) Reports. Report established and specific location of collection points and control points.

(4) Intelligence screening. Establish specific DC screening procedures to include search, security, separation of EPW/CIs/infiltrators, and disposition of collected intelligence. Any additional instructions should be provided here. Listed below are examples:

(a) Displaced person from should be routed to MI Det for questioning.

(b) Persons identified as city officials of should be treated as VIP's and provided transportation to the Division CMOC ASAP.

(5) Culture DO's/DON'Ts can be identified from area studies done on the specific area.

(6) POW handling instructions: (Treatment).

(7) Disarming of civilians.

(8) Possessions allowed to transport.

(9) Use of DC's as labor.

5. SERVICE SUPPORT: This section should include a summary of resources that have been identified as necessary and assigned. Also, if any resources have been identified as critical or short, they should also be mentioned.

a. Supply: Distribution of captured enemy supplies (food, medical).

b. Transportation: Medical consideration for wounded DC's.

TAB B (DISPLACED CIVILIAN PLAN FORMAT) TO APPENDIX 3 (DISPLACED CIVILIAN) TO ANNEX U (CIVIL MILITARY OPERATIONS) TO THE 800th MP BDE (EPW/CI) TACSOP

- c. Medical.
6. COMMAND AND SIGNAL.
- a. Signal.
 - (1) Radio Nets.
 - b. Command.
 - (1) Points of contact for various agencies, police department and civilian officials.
 - (2) POC for major subordinate headquarters.

**ANNEX V (PRISONER OF WAR INFORMATION CENTER) TO THE 800th MP BDE
(EPW/CI) TACSOP**

1. **PURPOSE.** This annex prescribes procedures and requirements for the conduct of prisoner of war information system (PWIS) operations conducted by the 800th MP BDE (EPW/CI) and subordinate units.

2. **REFERENCES.**

- a. AR 190-8, Enemy Prisoners of War Administration, Employment and Compensation
- b. AR 190-57, Civilian Internee, Administration, Employment and Compensation
- c. AR 380-235, Enemy Prisoner of War and Civilian Internee Communication Censorship
- d. AR 633-51, Civilian Internees Administration, Employment and Compensation
- e. FM 19-1, Military Police Support for the Airland Battle
- f. FM 19-4, Military Police Combat Support
- g. FM 19-40, Enemy Prisoners of War, Civilian Internees and Detained Persons
- h. FM 100-16, Support Operations: Echelons above Corps
- i. ARTEP 19-256, Non-divisional EPW Operations
- j. DOD Directive 5100.69, DOD Program for Prisoners of War and other Detainees
- k. CJCS MOPS 72, Policy Pertaining to Enemy Prisoners of War, Civilian Detained Persons

3. **SPECIFIC MISSION.** Deploys within 18 hours and serves as a theater unit responsible for the receipt, processing, maintenance, dissemination and transmittal of information relating to prisoner of war and civilian internees.

4. **CAPABILITIES.**

a. At level 1, on a 24-hour basis, the prisoner of war information center has the following capabilities:

(1) To collect, process, and disseminate to authorized agencies required information received from military police enemy prisoners of war internment facilities within theater area of operations. This information is regarding to enemy prisoners of war/civilian internee personnel. to include, information concerning prisoners that are

ANNEX V (PRISONER OF WAR INFORMATION CENTER) TO THE 800th MP BDE
(EPW/CI) TACSOP

interned within the theater of operation that were released by the United States Army or from the custody of allied/host nation authorities.

(2) To receive, document, and disseminate to the theater commander any information received from official and unofficial sources regarding American prisoners of war, civilian internees, and nationals who are captured, missing, or otherwise detained.

(3) To receive, store and dispose of personal property belonging to enemy prisoners of war/civilian internees who have died, escaped, or have been repatriated, and any property received, property not disposed of through grave registration channels, belonging to enemy soldiers killed in action.

(4) To maintain a central database for enemy prisoner of war/civilian internee personnel, to include, information concerning EPWs/CIs that are interned within a theater of operation that were released by the United States Army to the custody of allied/host nation authorities.

(5) For Operations Other Than War (OOTW) or small contingency operations, PWIC is capable of performing an additional mission within the limits of its current MTOE authorized strength/equipment configuration. The mission is processing detainees during small-scale operations. The seven-step processing operation can be performed in conjunction with collecting and disseminating data in accordance with the Prisoner of War Information System (PWIS). However, a TOE 1977H Military Police Company or equivalent will have to be responsible for security and operations of a detention facility. Depending on the size/capacity of such facility to hold detainees, it may require an MP element larger than a company (i.e. battalion or brigade).

b. This unit is dependent upon:

(1) Appropriate elements of the TAACOM or supported unit for logistical and administrative services.

(2) An AMC Area TMDE support team for repair and calibration of TMDE.

6. BASIS OF ALLOCATION. One prisoner of war information center per theater of operation.

7. CATEGORY. This unit is designated a Category III unit.

8. MOBILITY.

a. This unit is capable of transporting 15,000 pounds, 150 cubic feet, of TOE equipment with organic vehicles.

b. This unit has 9,400 pounds, 100 cubic feet, of TOE equipment requiring transportation.

ANNEX V (PRISONER OF WAR INFORMATION CENTER) TO THE 800th MP BDE
(EPW/CI) TACSOP

c. This unit requires 85% of its TOE equipment and supplies are transported in a single lift using its authorized organic vehicles.

ANNEX Z (DISTRIBUTION) TO 800th MP BDE (EPW/CI) TACSOP

1. GENERAL.

- a. Distribution is indicated for subordinate units.
- b. Copies are provided to higher headquarters for information.
- c. Additional distribution will be made by the Brigade S-3 to units attached to the Brigade for an operation or exercise.

2. DISTRIBUTION TO COMMANDS. Cdr, 800th Military Police Brigade, 101 Oak Street, Uniondale, NY 11553-1002

3. UNIT DISTRIBUTION.

138 MP CO (IRIC)
343RD BLD
381ST BLD
451ST BLD
452ND BLD
455TH BLD
494TH BLD
115TH MP BN
160TH MP BN
304TH MP BN
306TH MP BN
310TH MP BN
320TH MP BN
324TH MP BN
327TH MP BN
384TH MP BN
391ST MP BN
400TH MP BN
530TH MP BN
535TH MP BN
724TH MP BN
744TH MP BN
783RD MP BN
785TH MP BN

4. STAFF DISTRIBUTION.

Bde Commander -----|
DBC -----|
XO -----|
CSM -----|
S-1 -----|

ANNEX Z (DISTRIBUTION) TO 800th MP BDE (EPW/CI) TACSOP

S-2 -----1
S-3 -----6
S-4 -----1
S-5 -----1
HHC CDR-----1
Chaplain -----1
C & E-----1
JAG-----1
PAO-----1
ENG-----1
IG-----1
NBC-----1
MEDIC-----1
SAFETY-----1

ANNEX AA (INSPECTOR GENERAL) TO 800th MP BDE (EPW/CI) TACSOP

1. **GENERAL.** This appendix prescribes procedures the Inspector General (IG) in field operations.
2. **BACKGROUND.** The IG is a member of the Commander's personal staff and is assigned as a detailed IG. The IG may receive and process requests for assistance, conduct inquiries, investigations and inspections, and administer IG oaths. For detailed information pertaining to IG activities and procedures refer to AR 20-1.
3. **OPERATIONS.** The Inspector General has the following duties/responsibilities while engaged in field operations:
 - a. Inform the Commander of IG observations, findings, and impressions on all aspects of the command including discipline, efficiency, economy, morale, training, and readiness.
 - b. Provide assistance on an area basis to US military personnel, DA civilians, EPW/CI, CI, and others who seek help with problems related to the US Army.
 - c. Conduct investigations, inspections, surveys, and studies of units, including internment facilities, as directed by the Brigade Commander.
 - d. Receive allegations and conduct inquiries based upon reports and/or information obtained from EPW/CI, dislocated civilians, US military personnel, and/or multinational guard/police forces.
 - e. Provide intelligence oversight of intelligence activities and components within the command.
4. **ASSISTANCE.** Anyone, including US military personnel, EPW/CI, dislocated civilians, and/or multinational guard/police forces may submit a complaint, allegation, or request for assistance to any Army IG concerning matters of Army interest.
 - a. Complaints, allegations, or requests for assistance when received by the IG or his staff will be recorded on DA Form 1559-R, (Inspector General Action Request).
 - b. Inquiries initiated outside the theatre of operations will be routed to the appropriate supporting IG for resolution.
 - c. Complaints or allegations against US military personnel in the grade of COL(P) or above will be reported, within 24 hours of receipt, to DAIG Investigations Division. No additional action will be taken on the complaint or allegation unless otherwise directed by DAIG Investigations Division.
 - d. Complaints or allegations against US military personnel in the grade of MAJ to COL will be reported, within 24 hours of receipt, to DAIG Assistance Division.

ANNEX AA (INSPECTOR GENERAL) TO 800th MP BDE (EPW/CI) TACSOP

5. **INSPECTIONS.** As directed by the Brigade Commander, the IG will conduct inspections, surveys and studies of units and internment facilities in order to verify organizational readiness, identify mobilization issues for resolution and identify systemic issues.

- a. The IG is the proponent of the Brigade's Organizational Inspection Program (OIP).
- b. During all inspections, the IG will utilize the "root cause" analysis to develop the underlying cause(s) of problems.
- c. The IG will develop an inspection schedule and distribute it to the subordinate units and internment facilities.
- d. Upon the completion of all IG inspections a written report will be provided to the Brigade Commander. Subordinate unit commanders will receive a report of inspection pertaining to their subordinate units however, the unit designations will be omitted from the report and only systemic issues identified.

6. **INVESTIGATIONS.** As directed by the Brigade Commander, the IG will conduct investigations oriented towards, misuse of abuse of resources, standards of conduct, treatment of EPW/CI, CI, displaced persons, refugees.

7. OTHER.

- a. Subordinate commanders will prominently post, at unit locations and within the internment facility compound, notice to all US soldiers, EPW/CI, or other individuals within the compound of their right to present complaints or request assistance from the IG.
- b. The IG or his staff will receive reports of law of war violations and will report them through the chain of command to the Staff Judge Advocate or US Criminal Investigations Division Command.
- c. Consults with international and US agencies in matters pertaining to the overall health and welfare of the protected population.
- d. The IG and his staff will safeguard all documents, records and reports obtained or created by the IG and, if directed, release them only in accordance with AR 20-1.

ANNEX G (ENGINEER OPERATIONS) TO THE 800th MP BDE (EPW/CI) TACSOP

1. GENERAL: This appendix outlines and develops responsibilities and procedures for Engineer operations in support of the 800th MP BDE (I/R) mission.

2. RESPONSIBILITIES

a. Brigade Engineer Officer will:

(1) Keep the Brigade Commander informed on all engineer efforts in support of the mission(s).

(2) Liaison with the engineer forces operating in the Brigade area.

(3) Serve as the Brigade Point of contact with the 416th ENCOM.

(4) Ensure all Bill of Materials (BOMs) for initial and temporary EPW/CI/IR camps are designed, reviewed, forecasted, ordered, and on hand.

(5) Maintain current plans for EPW/CI/IR camps on hand, update materials, list and provide requested copies of same to subordinate units.

(6) With the S-4, maintain a current list of all Class IV storage sites and materials on hand for contingency AORs.

(7) Advise the Brigade Commander on the best utilization of limited Engineer resources in support of the mission.

(8) Forecast the support requirements for engineer(s) conducting work in support of the Brigade and assist the S-4 in procurement of them.

b. Brigade S-4 will:

(1) Assist the Brigade Engineer Officer with the procurement of materials needed for the construction of each camp and the maintenance thereof.

(2) Provide all classes of supply needed to support the engineer forces supporting the Brigade.

(3) Arrange for transportation of all class IV to the construction site(s)

3. PROCEDURES

a. All Engineer work that needs design or construction is requested on DA form 1391 (TAB A or Form Flow) or FORSCOM Form 362-R. An accurate and detailed description of unit needs must be on the form with a dimensioned diagram. Engineer units do not stockpile materials.

ANNEX G (ENGINEER OPERATIONS) TO THE 800th MP BDE (EPW/CI) TACSOP

b. Work requests are first forwarded to the ASG engineer, supporting the area in order to resource the request. If the request is beyond the ASG Engineer's abilities or unit strength, forward the request to the Engineer Brigade or Group G-3 that supports the area.

c. The G-3 prioritizes this work within the sector to ensure its completion. If the G-3 is over tasked the request may be forwarded to the ENCOM for prioritization by the Regional Engineer Facility Management Board (REFMB) (Ref: FM 5-116) Engineer Operations Echelon Above Corps IAW the CINC priorities.

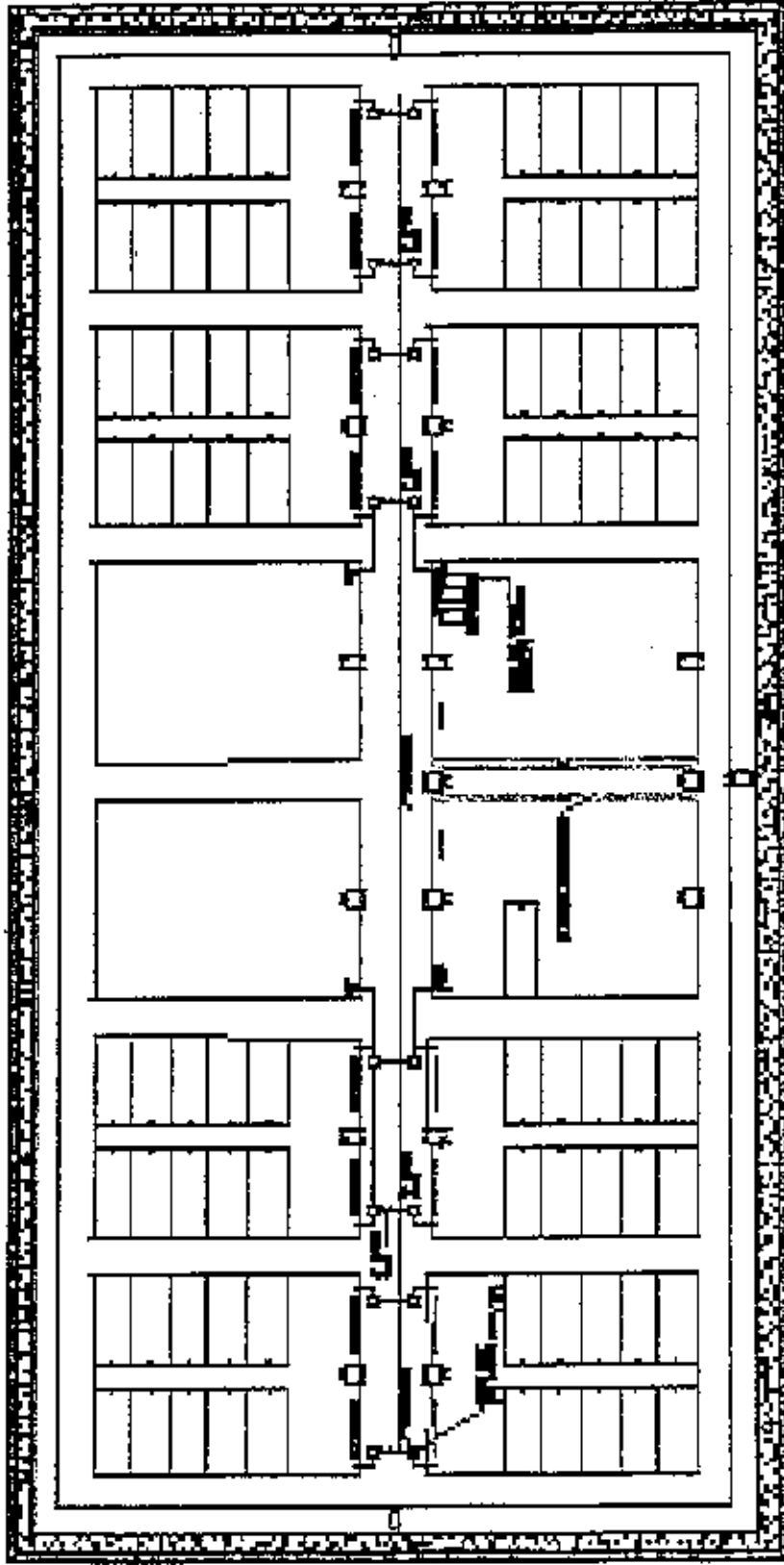
d. Units under the command and control of the 800th MP Brigade will submit their engineer work requirements to the Brigade S-4 for review and approval before submission is made to the supporting ASG. The Brigade S-4 will forward all Approved requests.

e. Risk assessment worksheet (MDW REG 385-3) Commanders are responsible for submission of this worksheet along with their work request.

APPENDICES:

1. Engineer overlay
2. IF BOM

APPENDIX I (ENGINEER OVERLAY) TO ANNEX G (ENGINEER OPERATIONS) TO THE 800th MP BDE (EPW/CI) TACSOP



APPENDIX 2 (IF BOM) TO ANNEX G (ENGINEER OPERATIONS) TO THE 800th MP BDE (EPW/CJ) TACSOP

1 - FENCE-CONCERTINA PERIMETER

nsn	uf	quantity	total quantity	price	total price	weight	total weight	cube	total cube	noem
5660009215516	RL	7000	7000	34.68	242760.00	50	350000	0.500	3500.00	BARBED TAPE CONCERTINA 37.5-50FTLG
5660002248663	SL	580	580	44.71	25931.80	105.56	61224.8	1.761	1021.38	BARBED WIRE 100LB RL
5420003719897	EA	17400	17400	10.26	178524.00	15	261000	0.233	4054.20	PICKET, STEEL

2 - SINGLE LEAF GATE 3068 (150 REQ'D)

nsn	section	uf	quantity	total quantity	price	total price	weight	total weight	cube	total cube	nomen
4010002728794	09	RL	0.1	15	286.08	4291.20	144	2160	1.2	18	WIRE ROPE STEEL 3/8 IN X 600 FT
5340001880330	09	EA	2	300	10.76	3228.00	1.04	312	0.1	30	TURNBUCKLE, STL, 3/8" X 12" C&C
5610002504677	09	8G	3.3	495	5.96	2950.20	94	46530	1.5	742.5	PORTLAND CEMENT, HIGH EARLY STRNTI
5610002010001	09	CD	125	18750	0	0	0	0	0	0	AGGREGATE COARSE LOCAL PROCUREMENT
5610002010002	09	CD	0.6	90	0	0	0	0	0	0	AGGREGATE, FINE, LOCAL PROCUREMENT
5660002697803	09	RO	0.1	15	157.03	2355.45	315	4725	26	390	WIRE, FENCE, GALV, 7 FT, 2" MESH
5660009131527	09	EA	16	2400	1.02	2448.00	0.03	72	0.013	31.2	BAND, TENSION, 3"
5660002640002	09	EA	4	600	1.00	600.00	1	600	0.001	0.6	CLAMPS, TRUSS WIRE
5660002640003	09	EA	4	600	1.00	600.00	1	600	0.001	0.6	GATE CORNER CONNECTORS, 2"
5660002640009	09	EA	2	300	3.00	900.00	2	600	0.1	30	CAP, GATE POST, 3"
5660002640010	09	EA	2	300	5.00	1500.00	2	600	0.1	30	GATE HINGE ASSEMBLY, 3"
5660002640011	09	EA	1	150	5.00	750.00	3	450	0.1	15	GATE LATCH ASSEMBLY, 3" & 2"
5660002640020	09	EA	2	300	55.00	16500.00	50	15000	0.7	210	POST, FENCE, RND, GALV, 3", 13 FT
5660002640021	09	EA	8	1200	2.00	2400.00	1	1200	0.001	1.2	BRACE RAIL CLAMPS & BOLTS, 2.5"
5660002640022	09	EA	2	300	4.00	1200.00	1	300	0.001	0.3	STRETCHER BAR, 10", GALV STEEL
5660002640023	09	EA	2	300	1.00	300.00	1	300	0.001	0.3	10' SCH 40 2.5" DIA GALV STL BRACE
5660002640024	09	EA	2	300	1.00	300.00	1	300	0.001	0.3	2.5" X 3 FOOT STEEL BRACE
5660012486719	09	EA	1	150	27.19	4078.50	24.5	3675	0.1	15	POST, FENCE, MTL, 2", 6 FT LNGLTH
5660012502947	09	EA	2	300	20.69	6207.00	22.8	6840	0.3	90	POST, FENCE, METAL, 2", 10 FT LNGLTH
5660012644767	09	PG	0.1	15	116.32	1744.80	48.6	729	1.43	21.45	TIE WIRES, FENCE FAB, ALUM 9 GA.

3 - GATE 12 WIDE, SINGLE LEAF (12 REQ'D)

APPENDIX 2 (IF BOM) TO ANNEX G (ENGINEER OPERATIONS) TO THE 800th MP BDE (EPW/C) TACSOP

#87210AG

nsn	section	uI	quantity	total quantity	price	total price	weight	total weight	cube	total	nomen
4010002728794	09	RL	0.1	1	286.01	286.01	144	144	1.2		1.2 WIRE ROPE STEEL 3/8 IN X 600 FT
5340001880330	09	FA	2	20	10.76	215.2	1.04	20.8	0.1		2 TURNBUCKLE, STL, 3/8" X 12" C&C
5610002504677	09	BG	3.3	33	5.96	196.68	94	3102	1.5		49.5 PORTLAND CEMENT, HIGH EARLY STIRNTI
5610002010001	09	CD	125	1250	0	0.00	0	0	0		0 AGGREGATE COARSE LOCAL PROCUREMENT
5610002016002	09	CD	0.6	6	0	0.00	0	0	0		0 AGGREGATE, FINE, LOCAL PROCUREMENT
5660002646655	09	EA	2	20	55.25	1105.00	35	700	0.754		15.08 POST, FENCE, RND, MTL, 2", 12 FT

3 - GATE 12 WIDE, SINGLE LEAF (12 REQ'D) #87210AG - CONT.

nsn	section	uI	quantity	total quantity	price	total price	weight	total weight	cube	total	nomen
5660007204530	09	RO	0.3	3	299.02	897.06	351.7	1055.1	26.33		78.999 WIRE, FENCE, STL, 10 FT, 2" MESH
5660009695266	09	EA	16	160	1.82	291.20	0.5	80	0.02		3.2 BAND, TENSION, 4" POST
5660002640002	09	EA	4	40	1	40.00	1	40	0.001		0.04 CLAMPS, TRUSS WIRE
5660002640003	09	EA	4	40	1	40.00	1	40	0.001		0.04 GATE CORNER CONNECTORS, 2"
5660002640004	09	EA	2	20	1	20.00	1	20	0.001		0.02 CAP, GATE POST, 4"
5660002640005	09	EA	2	20	3	60.00	2	40	0.1		2 GATE HINGE ASSEMBLY, 4"
5660002640006	09	EA	1	10	4	40.00	2	20	0.1		1 GATE LATCH ASSEMBLY, 4" & 2"
5660002640007	09	EA	1	10	4	40.00	2	20	0.1		1 GATE KEEPER ASSEMBLY
5660002640021	09	EA	4	40	2	80.00	1	40	0.001		0.04 BRACE RAIL CLAMPS & BOLTS, 2.5"
5660002640022	09	EA	2	20	4	80.00	3	60	0.001		0.02 STRETCHER BAR, 10', GALV STEEL
5660002640023	09	EA	2	20	1	20.00	1	20	0.001		0.02 10' SCH 40 2.5" DIA GALV STL BRACE
5660010159800	09	EA	2	20	80.48	1609.60	26	520	1.446		28.92 POST, FENCE, MTL, 4", 13 FT LNTH
5660012502947	09	EA	2	20	20.69	413.80	22.8	456	0.3		6 POST, FENCE, METAL, 2", 10 FT LNTH
5660012644767	09	PG	0.1	1	116.32	116.32	48.6	48.6	1.43		1.43 TIE WIRES, FENCE FAB, ALUM 9 GA.

4 - GUARD TOWER 34 REQ'D)

nsn	section	uI	quantity	total quantity	price	total price	weight	total weight	cube	total	nomen
5510002206202		EA	9	306	0	0	0	0	0		0 LUMBER, SOFTWOOD, DIM, 2 COM, 2 X 12 X 8 FT
5510002206202		EA	1	34	0	0	0	0	0		0 LUMBER, SOFTWOOD, DIM, 2 COM, 2 X 12

APPENDIX 2 (IF BOM) TO ANNEX G (ENGINEER OPERATIONS) TO THE 800th MP BDE (EPW/C) TACSOP

nsn	section ul	quantity	total quantity	price	total price	weight	total weight	cube	total cube	total nomen
5510005506825	EA	4	136	0	0	0	0	0	0	X 6FT 0 LUMBER, SOFTWOOD, DIM, 2 COM, 6 X 6 X 16FT
5510005506825	EA	4	136	0	0	0	0	0	0	0 LUMBER, SOFTWOOD, DIM, 2 COM, 6 X 6 X 12FT
5510002206196	EA	46	1564	0	0	0	0	0	0	0 LUMBER, SOFTWOOD, DIM, 2 COM, 2 X 6 X 12FT
5510002206196	EA	3	102	0	0	0	0	0	0	0 LUMBER, SOFTWOOD, DIM, 2 COM, 2 X 6 X 10FT
5510002206196	EA	1	34	0	0	0	0	0	0	0 LUMBER, SOFTWOOD, DIM, 2 COM, 2 X 6 X 8FT
5510002206194	EA	2	68	0	0	0	0	0	0	0 LUMBER, SOFTWOOD, DIM, 2 COM, 2 X 4 X 16FT
5510002206194	EA	9	306	0	0	0	0	0	0	0 LUMBER, SOFTWOOD, DIM, 2 COM, 2 X 4 X 12FT
5510002206194	EA	1	34	0	0	0	0	0	0	0 LUMBER, SOFTWOOD, DIM, 2 COM, 2 X 4 X 10FT
5510002206194	EA	12	408	0	0	0	0	0	0	0 LUMBER, SOFTWOOD, DIM, 2 COM, 2 X 4 X 8FT
5510002206178	EA	6	204	0	0	0	0	0	0	0 LUMBER, SOFTWOOD, DIM, 2 COM, 4 X 4 X 8FT
5510002206178	EA	26	884	0	0	0	0	0	0	0 LUMBER, SOFTWOOD, DIM, 2 COM, 4 X 4 X 10FT
5510002206178	EA	2	68	0	0	0	0	0	0	0 LUMBER, SOFTWOOD, DIM, 2 COM, 1 X 4 X 8FT
5550005144474	RL	2	68	16.51	1122.68	47	3196	0.6	40.8	40.8 ROOFING FELT, 108 SQUARE FEET, 45LBS
5530001284981	SH	8	272	26.25	7140	80	21760	2.4	652.8	652.8 PLYWOOD B-C EXT 5 PLY 3/4X48X96IN
5306005503697	EA	36	1224	23.08	28249.92	1.08	2056.32	0.007	8.588	8.588 BOLT, MACHINE, 3/4 X 12IN W/NUT
5310002366478	EA	72	2448	6.23	15251.04	0.93	73.44	0.001	2.448	2.448 WASHER, FLAT, CAD. STL, 13/16 ID 2" OD
4 - GUARD TOWER 34 REQ'D) - CONT.										
nsn	section ul	quantity	total quantity	price	total price	weight	total weight	cube	total cube	total nomen
5315000104659	BX	0.25	8.5	29.51	250.835	50	425	0.5	4.25	4.25 NAIL, COMMON, WIRE, STEEL 8D
5315000104663	BX	0.25	8.5	19.8	168.3	50	425	0.5	4.25	4.25 NAIL, COMMON, WIRE, STEEL 3IN, 10D
5315007533885	PG	0.25	8.5	3.7	31.45	5	42.5	0.1	0.85	0.85 NAIL, COMMON, 3.5IN, 10D
5315007533888	LB	5	179	0.36	61.2	1.03	175.1	0.012	2.04	2.04 NAIL, COMMON, 20D

APPENDIX 2 (IF BOM) TO ANNEX G (ENGINEER OPERATIONS) TO THE 800th MP BDE (EPW/C) TACSOP

nsn	section	uf	quantity	total quantity	price	total price	weight	total weight	cube	total cube	nomen
5315001616758	LB	0.5	17	1.36	23.12	1.03	17.51	0.012	0.204	0.204	NAIL, ROOFING 7/8 LONG IN
5 - WASTEWATER											
471000Z190524	FT		1000	13	13000.00	0.002	2	0.012	12	12	PIPE PVC 8IN DIA
471000Z400003	FT		2700	0.75	2025.00	0.0003	0.81	0.005	13.5	13.5	PIPE PVC SCH 40 6IN FT
471000Z650075	FT		1400	18.53	25942.00	7.41	10374	0.803	1124.2	1124.2	PIPE PVC 10IN DIA
473000Z230087	EA		9	50.53	454.77	4.77	42.93	0.564	5.076	5.076	PIPE PVC 6 X 6 X 6 WYE
471000Z650001	EA		12	33.3	399.60	15	180	1.759	21.108	21.108	PIPE PVC 8 X 8 X 6 WYE
	EA		15		0.00		0		0	0	PIPE PVC 10 X 10 X 6 WYE
	EA		3		0.00		0		0	0	PRECAST CONC MANHOLE W/ COVER 4FT DIA
	EA		4		0.00		0		0	0	PRECAST CONC MANHOLE W/ COVER 6FT DIA
	EA		7		0.00		0		0	0	CLEAN OUT 6"
	EA		7		0.00		0		0	0	EJECTOR PUMP, 1HP W/ FLOAT SWITCH
473000Z400007	EA		7	71.75	502.25	4.47	31.20	1.05	7.35	7.35	BEND PVC SCH 40 45DEG 6IN
473000Z400065	EA		7	16.1	112.70	2.02	14.14	0.03	0.21	0.21	CLEAN OUT ADPT 4IN PVC DWV
473000Z400066	EA		7	3.9	27.30	0.56	3.92	0.01	0.07	0.07	CLEAN OUT PLUG PIPE MPT 4IN
	EA		4		0.00		0		0	0	REDUCER 10IN TO 8IN PVC DWV
	EA		7		0.00		0		0	0	CLEAN OUT ADPT PIPE 8" PVC DWV
	EA		7		0.00		0		0	0	REDUCER 6IN TO 4IN PVC DWV
473000Z650087	EA		7	22.91	160.37	6.31	44.17	0.664	4.648	4.648	REDUCER 8IN TO 4IN PVC DWV
473000Z650082	EA		7	68.28	477.96	4.26	29.82	0.429	3.003	3.003	CLEAN OUT ADPT PIPE 8" PVC DWV
473000Z650083	EA		7	44.28	309.96	2.25	15.75	0.203	1.421	1.421	CLEAN OUT ADPT PIPE 6" PVC DWV
473000Z650085	EA		7	24.22	169.54	1	7	0.082	0.574	0.574	CLEAN OUT PLUG PIPE MPT 6IN
473000Z650086	EA		7	31	217.00	5.27	36.89	0.398	2.766	2.766	CLEAN OUT PLUG PIPE MPT 8IN

6 - WATER DIST FOR EPW 4000 TEMP STD

nsn	section	uf	quantity	total quantity	price	total price	weight	total weight	cube	total cube	nomen
4710004765870	10	FT	1000		0.79	790.00	0.003	3	0.009	0.9	PIPE PVC DWV SCHEDULE 40 2 INCH
4710004765874	10	LG	400		5.85	2340.00	0.0002	0.08	0.003	0.12	PIPE WTR PVC SCH 40 1 IN/20FT LNTH
471000Z520122	10	EA	200		0.33	66.00	0.17	34	.05	10	COUPLING PVC 2 IN SXS

APPENDIX 2 (IF BOM) TO ANNEX G (ENGINEER OPERATIONS) TO THE 800th MP BDE (EPW/CJ) TACSOP

6 - WATER DIST FOR EPW 4000 TEMP STD - CONT.

nsn	section	ut	quantity	total quantity	price	total price	weight	total weight	cube	total cube	nomon
471000Z520126	10	EA	200	200	6.65	1330.00	1	200	1	200	200 SOLVENT CEMENT
471000Z650007	10	QT	200	200	3.75	750.00	1	200	1	200	200 PVC CLEANER PRIMER
4730004725056	10	EA	200	200	0.31	62.00	0.25	50	.001	50	0.2 COUPLING PLASTIC PIPE PVC 1 INCH
473000Z650001	10	EA	60	60	0.32	19.20	0.3	18	.006	18	0.36 ELBOW PVC SCH 40, 90 DEG, 1 IN. SXS
473000Z680005	10	EA	40	40	0.90	36.00	0.16	6.4	0.01	6.4	0.4 5PLUG, PVC SCH 40 2" SLIP TYPE
4820005951847	10	EA	12	12	24.62	295.44	34	408	0.15	408	1.8 VALVE GATE CI SCR 2 IN CLASS 125
473000Z650016		EA	20	20	3.45	69.00	2.37	47.4	.65	47.4	13 TEE REDUCING 4 X 4 X 2
		EA	12	12							CAP SLIP TYPE, 1IN PVC
473000Z400016		EA	250	250	0.4	100.00	0.4	100	.1	100	25 COUPLING PVC SCH 40 4IN
4710004765874		EA	200	200	5.85	1170.00	0.3	60	.013	60	2.6 PIPE WTR PVC SCH 40 4IN 20FT LNTH
473000Z400016		EA	1	1	28.94	28.94	20.56	20.56	.361	20.56	0.361 COUPLING HALF QK DIS 4IN FEM-KAMLOC
4710804765874		EA	40	40							VALVE GATE CI SCR 1IN
4610010234537		SE	16	16	8067	129072.00	400	6400	15	6400	240 SHOWER WASTEWATER TREATMENT
4710001395946		LG	500	500	4.29	2145.00	4.2	2100	0.16	2100	80 PIPE WATER PVC SCH 40 3/4IN (20FT)
4710005494651		EA	200	200	23.47	4694.00	8.36	1672	1.25	1672	250 PIPE PVC 1-1/4IN X 20 W/O COUPLING
471000Z520120		EA	12	12	6.65	79.80	1	12	1	12	12 SOLVENT CEMENT
471000Z520129		EA	16	16	80	1280.00	21	336	4	336	64 BOOSTER PUMP IN LINE 1/12HP
471000Z650007		QT	12	12	3.75	45.00	1	12	1	12	12 PVC CLEANER PRIMER
4730004767138		EA	50	50	0.28	14.00	0.12	6	0.008	6	0.4 ELBOW PLASTIC PIPE PVC 90 DEG 3/4IN
4730004767143		EA	50	50	2.19	109.50	0.5	25	0.023	25	1.15 ELBOW PLASTIC PIPE PVC 90 DEG 1.50IN
5430003554486		EA	12	12							ONION TANK, 3,000GAL
			200	200	0	0	0	0	0	0	0 ELBOW PIPE STEEL 45 DEG 1/2IN

7 - BURN-OUT LATRINE (160 REQ'D)

nsn	section	ut	quantity	total quantity	price	total price	weight	total weight	cube	total cube	nomon
5510002206220		EA	18	2880	0	0	0	0	0	0	0 LUMBER, SOFTWOOD, DIM, 2 COM, 2 X 4 X 8FT
5530001284981		SH	4	640	0	0	0	0	0	0	0 PLYWOOD, BC, EXT 5-PLY 3/4 X 48 X 96
5315000104659		BX	1	160	29.51	4721.6	50	8000	0.5	8000	80 NAIL, COMMON, WIRE, STEEL 8D
		EA	160	160							BARREL, METAL

APPENDIX 2 (IF BOM) TO ANNEX G (ENGINEER OPERATIONS) TO THE 800th MP BDE (EPW/CI) TACSOP

nsi	section ut	quantity	total quantity	price	total price	weight	total weight	cube	total cube	notes
8 - SHOWER (16 REQ'D)										
5510002206220	EA	15	240	0	0	0	0	0	0	0 LUMBER, SOFTWOOD, 2 COM, DIM, 2 X 4 X 8FT
5510002205220	EA	13	208	0	0	0	0	0	0	0 LUMBER, SOFTWOOD, 2 COM, DIM, 2 X 4 X 6FT
5510002206150	EA	3	48	0	0	0	0	0	0	0 LUMBER, SOFTWOOD, 2 COM, DIM, 2 X 8 X 8FT
55300012849B1	SH	6	96	0	0	0	0	0	0	0 PLYWOOD, BC, EXT, 5 PLY 3/4 X 48 X 96IN
5315000104659	BX	1	16	29.51	472.16	50	800	0.5	0.5	8 NAIL, COMMON WIRE STEEL 8D
5315007533885	PG	3	48	0	0	0	0	0	0	0 NAIL, COMMON, 3.5IN, 16D
	SF	192	3072	0	0	0	0	0	0	0 ROLLED RUBBER MATTING 1/8" THK (4' OF 8' WIDE)
4710002266289	LG	4	64	59.41	3802.24	1.2	76.8	0.2	0.2	12.8 PIPE, PVC SCH 40, 6IN
4710001395946	LG	2	32	4.29	137.28	4.2	134.4	0.16	0.16	5.12 PIPE, PVC SCH 40, 3/4IN
4730000825973	EA	12	192	0.95	182.4	0.19	36.48	0.003	0.003	0.576 PIPE, PVC SCH 40, TEE, 3/4
4730001961551	EA	12	192	0.64	122.88	0.05	9.6	0.001	0.001	0.192 PIPE, GALV IRON NIPPLE 1/2 X 6IN LG
		12	192	0	0	0	0	0	0	0 PIPE, GALV IRON 45DEG ELBOW 1/2IN
		12	192	0	0	0	0	0	0	0 PIPE, GALV IRON NIPPLE 1/2 X 4IN LG
		2	32	0	0	0	0	0	0	0 PVC PIPE SCH 40 CAP 3/4"
		2	32	0	0	0	0	0	0	0 PIPE PVC SCH 40 CAP 6IN
4710004765874	LG	2	32	5.85	187.2	0.3	9.6	0.013	0.013	0.416 PIPE PVC SCH 40 1IN X 20LG
	EA	2	32	0	0	0	0	0	0	0 PIPE PVC SCH 40 CAP 1IN
		4	64	0	0	0	0	0	0	0 PIPE PVC SCH 40 COUPLING 3/4IN
4710002650007	QT	1	16	3.75	60	1	16	1	1	16 PVC CLEANER PRIMER
4710002520126	EA	1	16	6.65	106.4	1	16	1	1	16 SOLVENT CEMENT
4510002027703	EA	12	192	1.95	374.4	0.42	60.64	0.011	0.011	2.112 SHOWER HEAD
4510002731286	EA	12	192	145.52	27939.84	1.68	322.56	0.022	0.022	4.224 VALVE SHOWER SLF CLOSING 1/2IN NPT
	EA	12	192	0	0	0	0	0	0	0 REDUCER 3/4-X 1/2IN (PVC TO GALV IRON)

9 - ELECT DIST 4000 MAN EPW PERIMETER

APPENDIX 2 (IF BOM) TO ANNEX G (ENGINEER OPERATIONS) TO THE 800th MJ BDE (JPW/CD) TACSOP

nsn	section	u	quantity	total quantity	price	total price	weight	total weight	cube	total	nomen
									cube	cube	
4010002212709	08	RL	8.2	8.2	572.89	4697.70	5.58	45.756	3.075	25.215	WIRE STRAND STEEL 3/8IN GALV 2500FT
4030001719014	08	EA	54	54	22.84	1233.36	0.34	18.36	0.149	8.048	ROD ANCHOR STL GALV 3/4IN X 9FT
4030001849030	08	EA	30	30	2.55	76.50	0.18	5.4	0.248	7.44	SHACKLE STEEL 2-7/8 IN LENGTH
4030002422673	08	EA	54	54	8.67	468.18	0.13	7.02	0.122	6.588	ANCHOR EXP STL 70 SQ IN FOR .75 ROD
4030002975873	08	EA	92	92	6.80	625.60	0.01	0.92	0.002	0.184	GUY ATTACH THRU BOLT TYPE 1 1/16HOLE
4030008649037	08	EA	184	184	8.93	1643.12	0.21	38.64	0.322	59.248	CLAMP GUY 3-BOLT 3/8 OR 7/16 IN STR
4030009065868	08	EA	51	51	2.50	127.50	0.03	1.53	0.008	0.408	GROUND WIRE MOULDING TRTD WD 10 F
4030012476946	08	EA	1	1	138.23	138.23	36	36	0.158	0.158	SHACKLE STEEL, 3.25 IN, 7.75 IN LG
4730001877613	08	EA	62	62	1.04	64.48	0.28	17.36	0.001	0.062	COUPLING PIPE MALL IRN 3/4IN STO WT
9 - ELECT DIST 4000 MAN EPW PERIMETER - CONT.											
nsn	section	u	quantity	total quantity	price	total price	weight	total weight	cube	total	nomen
									cube	cube	
5306000891422	08	EA	202	202	0.27	54.54	0.15	30.3	0.002	0.404	BOLT,SQ NECK,.375-16UNC,4.531IN,STL
5306002408819	08	EA	61	61	0.96	58.56	2.09	127.49	0.024	1.464	BOLT EYE,.750-10UNC,4IN,STL
5306002637653	08	EA	2	2	4.32	8.64	0.4	0.8	0.001	0.002	BOLT MACH,.500-13UNC,6IN W/INUT,STL
5306002637677	08	EA	62	62	1.87	115.94	0.56	34.72	0.002	0.124	BOLT MACH,.625-11UNC,5.062IN W/INUT
5306002739373	08	EA	150	150	3.69	553.50	3	450	0.01	1.5	ROD,CONT,THRD,.625-11UNC,20IN,GALV
5306002813721	08	EA	236	236	3.07	724.52	1.13	206.68	0.006	1.416	BOLT MACH,.625-11UNC,12IN W/INUT,GAL
5306002813722	08	EA	87	87	2.34	203.58	1.3	113.1	0.005	0.435	BOLT MACH,.625-11UNC,14IN W/INUT,GAL
5306004129780	08	EA	144	144	0.33	47.52	0.33	47.52	0.008	1.152	BOLT LAG,.50WD,4IN,GALV
5306008659573	08	EA	62	62	3.82	236.84	0.36	22.32	0.001	0.062	BOLT MACHINE 1/2 X 5 IN W/INUT
5310001973334	08	EA	82	82	1.05	86.10	0.58	47.56	0.001	0.082	WASHER FLAT SQ 3.00"X.2500X.81250ID
5310002749021	08	EA	79	79	3.87	305.73	0.2	15.8	0.001	0.079	NUT EYE STEEL THD 5/8 EYE7/8X1-1/2
5310005284185	08	EA	1048.6	1048.6	0.99	1038.11	2.25	2359.35	0.02	20.972	WASHER FLAT SQ 2.25"X.1875X.81250ID
5310007638920	08	HD	7.7	7.7	9.95	76.62	0.12	0.924	0.001	0.0077	NUT PLAIN HEX 5/8-11 UNC 28
5310008093079	08	PG	3.2	3.2	11.07	35.42	9.63	30.816	0.016	0.0512	WASHER FLAT FOR 1/2 IN BOLT
5310009519564	08	EA	618	618	7.07	4369.26	0.14	86.52	0.001	0.618	NUT SELF LOCKING HEX 5/8-11 THREAD
53150006647034	08	BX	5.1	5.1	37.5	191.25	0.54	2.754	0.009	0.0459	STAPLE CABLE 3/8 IN SPREAD 1 IN LG
5340002811444	08	EA	153	153	1.23	188.19	0.11	16.83	0.004	0.612	STRAP RTNG 3/4 IN HVY WALL STL CND
5510001612912	08	EA	126	126	124.58	15697.08	650	81900	15	1890	POLE WOOD PRESSURE TRTD 35 FT CL 6
5510001613302	08	EA	14	14	510.69	7149.66	1260	17640	28	392	POLE WOOD PRESSURE TRTD 45 FT CL 4
5510009885250	08	EA	105	105	57.92	6081.60	38	3990	1.3	136.5	CROSSARM WD 1 1/16HOLES 3.75X4.75X96
5510009885251	08	EA	1	1	53.22	53.22	62.12	62.12	1.931	1.931	CROSSARM WD 1 1/16HOLES 3.75X4.75X121

APPENDIX 2 (IF BOM) TO ANNEX G (ENGINEER OPERATIONS) TO THE 800th MP BDE (EPW/CI) TACSOP

nsn	section	uf	quantity	total quantity	price	total price	weight	total weight	cube	total cube	nomen
5920002504731	08	EA	8	8	155.94	1247.52	24.9	199.2	0.706	5.648	FUSE CUTOUT 5 KV 50 A CROSSARM MTC
5920005323207	08	EA	16	16	0.99	15.84	0.2	3.2	0.004	0.064	FUSE LINK 6 A UNIVERSAL TYPE T
5920005349776	08	EA	8	8	34.56	276.48	6	48	0.08	0.64	ARRESTER LIGHTNING: 6KV W/MTG BRKT
5925009999320	08	EA	51	51	8.85	451.35	11	561	0.463	23.613	LOAD CENTER RAIN TIGHT W/2-20A BRKRE
5940002267012	08	PG	102	102	6.92	705.84	0.01	1.02	0.001	0.102	CONN SPLITBOLT NO. 8 OR 6 AWG 10/PG
5940002398033	08	EA	174	174	4.44	772.56	0.1	17.4	0.01	1.74	CONNECTOR SPLITBOLT NO. 0000 AWG C
5940009144510	08	EA	52	52	39.07	2031.64	1.3	67.6	0.006	0.312	SPLICE CONDUCTOR UNINSULATED 500MCM
5940009161006	08	EA	162	162	36.75	6277.50	0.5	81	0.005	0.81	CONN GRVD CLAMP NO. 6 AWG TO 00 AWG
5970002636885	08	EA	204	204	3.79	773.16	2.32	473.28	0.086	17.544	INSULATOR PIN PORCELAIN MEDIUM VOL
5970002845450	08	EA	51	51	22.00	1122.00	16	816	0.533	27.183	INSULATOR ASSY W/4 SPOOL TYPE INSUL
5970002845451	08	EA	4	4	21.33	85.32	1	4	0.25	1	INSULATOR ASSY, 3-WIRE AT SPLS W/R
5970004194291	08	RO	51	51	1.90	96.90	0.42	21.42	0.037	1.887	TAPE ELECTRIC PLASTIC 3/4 INCH WIDE
5970007687516	08	EA	174	174	27.03	4807.62	11.08	1827.92	0.05	8.7	INSULATOR SUSPEN PORC STYLE P2 BRWN
5975000564377	08	EA	210	210	5.92	1243.20	7	1470	0.104	21.84	BRACE CROSSARM WD DBL ARM TYPE 30IN
5975001326288	08	EA	138	138	6.78	935.64	1.86	256.68	0.04	5.52	PIN INSULATOR STEEL FOR WD CROSSARM
5975001521094	08	EA	51	51	0.27	13.77	0.04	2.04	0.001	0.051	BUSHING 3/4 IN IVY WALL STL CONDUIT
5975002286004	08	LG	102	102	10.16	1036.32	2.15	219.3	0.031	3.162	CONDUIT 3/4 INCH RIGID HVY WALL STL
5975002803743	08	EA	51	51	0.56	28.56	0.59	30.09	0.004	0.204	ENTRANCE CAP .75 IN HVY STL CONDUIT
5975002965324	08	EA	55	55	11.01	605.55	0.63	34.65	0.01	0.55	ROD GROUND CWLD 5/8IN X 8FT W/CLAMP
5975005033622	08	EA	8	8	0.99	7.92	6.37	50.96	0.28	2.24	BRACKET CUTOUT & ARRESTOR MOUNTINGS
5975005078882	08	PR	32	32	2.50	80.00	0.25	8	0.3	9.6	BRACE CROSSARM WD 60" SPAN 18" DROP
5975005078884	08	EA	62	62	1.50	93.00	5.1	316.2	0.02	1.24	PIN INSUL STEEL CROSSARM CLAMP TYP
5975006427261	08	PG	5.1	5.1	2.26	11.53	1.26	6.426	0.06	0.306	LOCKNUT 3/4 INCH HVY STL CND 50/PG
5975008648232	08	EA	66	66	5.67	374.22	2.8	184.8	0.001	0.066	PIN INSUL STEEL POLE TOP 15" FLG CH
5975008784868	08	EA	51	51	14.42	735.42	5	255	0.6	30.6	GROUND ROD 3/4INX10FT STL W/CU COA1
5975009021420	08	EA	84	84	1.45	121.80	1.25	105	0.01	0.84	CLAMP STRAIN ENVY TYPE F/CU

9 - ELECT DIST 4000 MAN EPW PERIMETER - CONT.

APPENDIX 2 (IF BOM) TO ANNEX G (ENGINEER OPERATIONS) TO THE 800lb MP BDE (EPW/C) TACSOP

nsn	section	uf	quantity	total quantity	price	total price	weight	total weight	cube	total cube	nomen
6120002020006	08	EA	4	4	320.00	1280.00	335	1340	12	1340	CONDUCTR
6145001979001	08	FT	5100	5100	0.05	255.00	0.03	153	0.002	153	48 XFMR 1PH 4160-120/240V 15 KVA CONV
6145002994450	08	FT	1550	1550	0.34	527.00	0.08	124	0.001	124	10.2 WIRE WP NO 12 SOLID CU POLYETHYLENE
6145002996213	08	FT	1380	1380	0.32	441.60	1	1380	0.018	1380	1.55 CABLE 1/C #6 AWG 7-STR CU BARE MHD
6145005191031	08	FT	80	80	0.33	26.40	0.2	16	0.004	16	24.84 CABLE 1/C #2 AWG 7-STR CU BARE MHD
6145007190607	08	LF	320	320	0.79	252.80	0.37	118.4	0.002	118.4	0.32 WIRE WP NO. 4 7-STR CU POLYETHYLENE
6145007190611	08	LF	20	20	2.80	56.00	1.45	29	0.005	29	0.64 WIRE,COPPER,1/C#1 AWG RHW
6230004239562	08	EA	226	226	372.35	84151.10	12	2712	0.2	2712	0.1 WIRE,COPPER,1/C350 MCM AWG RHW
6240001663229	08	BX	226	226	151.06	34139.56	0.77	174.02	0.178	174.02	45.2 FLOODLIGHT ELEC GLASS REFL
											40.228 LAMP INCANDESCENT 120V 500W MOGUL

10 - ELEC DIST POLE KIT FOR EPW CAMP

nsn	section	uf	quantity	total quantity	price	total price	weight	total weight	cube	total cube	nomen
5510001612912	08	EA	6	6	124.58	747.48	650	3900	15	3900	90 POLE WOOD PRESSURE TRTD 35 FT CL 6
5510001613302	08	EA	1	1	510.69	510.69	1260	1260	28	1260	28 POLE WOOD PRESSURE TRTD 45 FT CL 4
6145002190607	08	LF	32	32	0.79	25.28	0.37	11.84	0.002	11.84	0.064 WIRE,COPPER,1/C#1 AWG RHW
6145002190611	08	LF	2	2	2.80	5.60	1.45	2.9	0.005	2.9	0.01 WIRE,COPPER,1/C350 MCM AWG RHW

11 - ELEC DIST 4000 EPW CAMP

nsn	section	uf	quantity	total quantity	price	total price	weight	total weight	cube	total cube	nomen
5925009999320	08	EA	259	259	8.85	2292.15	11	2849	0.463	119.917	LOAD CENTER RAIN TIGHT W/2-20A BRKR
5940002287912	08	PG	518	518	6.92	3584.56	0.01	5.18	0.001	0.518	CONN SPLITBOLT NO. 8 OR 6 AWG 10/PG
5940002399033	08	EA	246	246	4.44	1092.24	0.1	24.6	0.01	2.46	CONNECTOR SPLITBOLT NO. 0000 AWG C
5940009144510	08	EA	312	312	39.07	12180.84	1.3	405.6	0.006	1.872	SPLICE CONDUCTOR UNINSULATED

11 - ELEC DIST 4000 EPW CAMP - CONT.

nsn	section	uf	quantity	total quantity	price	total price	weight	total weight	cube	total cube	nomen
5940009161006	08	EA	733.2	733.2	38.75	28411.50	0.5	366.6	0.005	3.686	CONN GRVD CLAMP NO. 6 AWG TO 00 AWG
5970002636885	08	EA	303	303	3.79	1148.37	2.32	702.96	0.086	26.058	INSULATOR PIN PORCELAIN MEDIUM VOL
5070002845450	08	EA	283	283	22	6226.00	16	4528	0.533	150.839	INSULATOR PIN PORCELAIN MEDIUM VOL
5970002845451	08	EA	119.4	119.4	21.33	2546.80	1	119.4	0.25	29.85	INSULATOR PIN PORCELAIN MEDIUM VOL

APPENDIX 2 (IF BOM) TO ANNEX G (ENGINEER OPERATIONS) TO THE 800th MP BDF (EPW/CI) TACSOP

nsn	section of	quantity	total quantity	price	total price	weight	total weight	cube	total volume	description
5970004194291	08	259	259	1.9	492.10	0.42	108.78	0.037	9.583	TAPE ELECTRIC PLASTIC 3/4 INCH WIDE
5975002286004	08	518	518	10.10	5262.88	2.15	1113.7	0.031	16.058	CONDUIT 3/4 INCH RIGID HVY WALL. STL
5975002965324	08	288	288	11.01	3170.88	0.63	181.44	0.01	2.88	ROD GROUND CWLD 5/8IN X 8FT W/CLAMP
5975004669284	08	3	3	0.50	1.50	16.5	49.5	0.19	0.57	CLAMP STRAIN F/ACSR CONDUCTOR
5975008784866	08	259	259	14.42	3734.78	5	1295	0.6	155.4	GROUND ROD 3/4INX10FT STL W/CU COAT
5975009021420	08	108	108	1.45	156.60	1.25	135	0.01	1.08	CLAMP STRAIN ENV TYPE F/CU CONDUCTR
6120002020006	08	53	53	320.00	16960.00	335	17755	12	636	XEMR 1PH 4160-120/240V 15 KVA CONV
6145001979001	08	25900	25900	0.05	1295.00	0.03	777	0.002	51.8	WIRE WP NO 12 SOLID CU POLYETHYLENE
6145001990222	08	320	320	0.46	147.20	0.27	86.4	0.006	1.92	WIRE WP NO. 2 7-STR CU POLYETHYLENE
6145002994456	08	5672	5672	0.34	1928.48	0.08	453.76	0.001	5.672	CABLE 1/C #6 AWG 7-STR CU BARE MHD
6145002996213	08	2460	2460	0.32	787.20	1	2460	0.018	44.28	CABLE 1/C #2 AWG 7-STR CU BARE MHD
6145005191031	08	100	100	0.33	33.00	0.2	20	0.004	0.4	WIRE WP NO. 4 7-STR CU POLYETHYLENE
614500Z190607	08	1952	1952	0.79	1542.08	0.37	722.24	0.002	3.904	WIRE,COPPER,1/C#1 AWG RHW
614500Z190611	08	122	122	2.80	341.60	1.45	176.9	0.005	0.61	WIRE,COPPER,1/C350 MCM AWG RHW
6145012124355	08	160	160	2.41	385.60	2.66	425.6	0.1	16	CABLE 1/C 500MCM37-STR CU THW BLACK

12 - ELEC KIT GEN PURP TENT; MED

nsn	section of	quantity	total quantity	price	total price	weight	total weight	cube	total volume	description
5925009305558	08	EA	1	448.00	17.21	7710.08	5376	0.463	207.424	LOAD CTR PNL 120/240V W/2-20A BRKRS
5975001536395	08	EA	7	3136.00	0.65	2038.40	8.98	0.02	8.95	JUNCTION BOX,TYPE I,SIZE B,STYLE 7
5975001536775	08	EA	7	3136.00	0.27	846.72	4.48	0.001	0.448	COVER JUNCTION BOX 4 IN ROUND
6145005191332	08	FT	33	14784.00	0.36	5322.24	71.68	0.004	1.792	CABLE 3/C&GND 12 AWG SOL CU NMC TT.
6145005192718	08	CL	0.6	268.80	36.77	9883.78	40.32	0.014	6.272	CABLE 2/C&GND 12 AWG SOL CU NMC TT.
6210008658451	08	EA	5	2240.00	36.49	81737.60	6272	2.27	1016.96	FXTR LTG FLUOR INDL RS 2-40 W STL
6240001522987	08	EA	11	4928.00	1.06	5223.68	896	1	448.000	LAMP FLUORESCENT F40T12 COOL WHITE